


Artemide®



2022

Enlightened Sustainability



Light design is a tool to generate new life quality, sustainable models and ethic consciousness.

Artemide declares, even more explicitly, its perspective towards the future: a value-driven approach to the project, guided not only by scientific research, competence, technological know-how and production expertise but also by a humanistic and ethical vision.

Artemide has embarked on a concrete path towards 360° sustainability, tackling both environmental and social issues. Over the years, this commitment has led to obtain many certifications such as ISO 9001, ISO 14001 and ISO 45001.

Since 2018 all company actions are measured through the Sustainability Report, following the Global Reporting Initiative guidelines. A conscious approach for a better quality of our future.



Sustainability Plan 2025-2030

The Sustainability Plan is a further step in Artemide's conscious journey. The constant commitment to environmental, social and economic sustainability leads to outline the strategies for the achievement of specific measurable objectives over medium and long-term time horizons 2025-2030.

To reduce the company carbon footprint and create shared value for the territory, the society and the environment Artemide declines visions, commitments and objectives into specific actions related to:

- Governance
- Environment
- Manufacturing & Supply Chain
- Product
- People

United Nation Global Compact

Since 2019 Artemide is committed to pursue the United Nations Global Compact Sustainable Goals promoting, together with its collaborators, a solid and sustainable development project on which to base the company strategy and daily functioning.

In the last year, thanks to the development of the Sustainability Plan, Artemide has managed to include another important SdG, the number 16 related to "Peace, justice and strong institutions".

Artemide activities contribute to a global sustainable development in terms of:

- Impacts on the Environment
- Impacts on People and Health
- Impacts on Employment and Economy

ARTEMIDE GHG REDUCTION TARGET DETAIL (tCO ₂)	2017	2018	2019	2020	2025 → 2030
ABSOLUTE CONTRACTION	Well Below 2 C	Well Below 2 C	Well Below 2 C	Well Below 2 C	1,5 C



Ernesto Gismondi

"The value of "making" is important. It is a message that must be conveyed to young designers and young architects entering the world of design and light. They must be told that it is not enough to attend the right school, to have interesting ideas, because design cannot be taught or understood without "making"."

Ernesto Gismondi

"Making", design culture, Made in Italy and innovation: this is where Artemide's products come from.

Carrying on the heritage of Ernesto Gismondi, Artemide merges creativity and measure, knowledge and know-how collaborating with the main Italian and international architects and designers. Artemide has always been listening to the world.

Artemide designs and produces light through a synthesis of humanistic vision, scientific research and manufacturing that are all measured with environmental and social sustainability.

Today, more than ever, light is a circular energy. Light makes the world visible and supports spaces perception.

It interacts with life, with psychological and physiological well-being and with health. It dialogues with the environment through intelligences, it can transmit data and information.

Artemide creates icons of design distributing value by restoring not only function but also emotion and beauty.

Artemide signs the perspective of light design to anticipate the future in the present.



Photo by Elliott Erwitt, 2013

Tizio

50 years




Photo by Elliott Erwitt, 2011

"Tizio was born out of a personal need. When I work or read, I like to have the light fall only on the sheet of paper in front of me, with the rest of the room in semi-darkness."

Richard Sapper

"In order to obtain this type of light, it is necessary to keep the reflector close to the paper. A normal reflector with a normal bulb would create a large and annoying volume close to the head. For this reason I decided on a small and light halogen lamp, needing only a small and light reflector. I also wanted a working lamp that could be adjusted with the fingertips and that would not collapse on the desk due to worn-out joints.

I had to give up the idea of a sufficient range of action and this too, at least for me, is awkward, since as due to

innate untidiness on the table top I have no space for a lamp close to me. The best solution to these problems seemed a lamp with a system of articulation that was continuously balanced through counterweights: thus the friction of the points of articulation could be reduced to the sole compensation of the tolerance of production, thus complete mobility is guaranteed. To reach this stage, any possible disturbance to the balancing system obviously had to be avoided: this excludes the wires for the transmission of current but, in a low voltage bulb, the arms themselves can be used as conductors."

Richard Sapper, 1972

→ TIZIO 50 YEARS




Photo by Pierpaolo Ferrari, 2022






Photo by Pierpaolo Ferrari, 2022

Tizio 50 years

Richard Sapper

Tizio

base Ø110 x 780 x h 660 mm
Total Power: 3,3W

● Red
Special Edition

○ White

● Black

Artemide celebrates Tizio's 50th anniversary with a special version in Richard Sapper's favorite red.

Tizio is not only a masterpiece of Artemide collection but also an icon of Italian design.

Designed 50 years ago, it is still absolutely contemporary also thanks to a new integrated LED source.

An elegant synthesis of intelligent components elaborated by Richard Sapper has created a timeless product.

"When we presented it, there was nothing like it on the market, it was revolutionary. Tizio is beautiful in any different position, it is a harmonious object in all its parts, you move it with one hand and it is always extremely precise. It is not that we don't change anything over the years because we can't, we don't change anything because that's the way it is."

Ernesto Gismondi, 2014

Tizio LED

base Ø110 x 780 x h 660 mm
Total Power: 8W



Photo by Pierpaolo Ferrari, 2022



Stellar Nebula BIG - Bjarke Ingels Group

Stellar Nebula 22
Ø220 x 300 mm
Total Power: 15W

Stellar Nebula 30
Ø300 x 370 mm
Total Power: 21W

Stellar Nebula 40
Ø400 x 550 mm
Total Power: 29W

● Transparent
and dichroic
finishing



ARTEMIDE
APP

Stellar Nebula table



Stellar Nebula table
diffuser Ø300 x 370 mm
base Ø150 x h 25 mm
Total Power: 12W

● Transparent
and dichroic
finishing

"Stellar Nebula lamps showcase Artemide's extensive craftsmanship that has gained the company a high reputation in the field of glass blowing. The lamps celebrate the artistic freedom of the glass blower, giving a personal touch to each and every object. The soap bubble-like geometry lends the lamps a sense of lightness, making each lamp appear to be floating – each with a different glow generated by its unique shape."

Jakob Lange, BIG - Bjarke Ingels Group



Stellar Nebula clusters



Stellar Nebula cluster linear
diffusers Ø300 mm,
rose 1200 x 200 mm
h max 1900 mm
Total Power: 56W

● Transparent
and dichroic
finishing



Stellar Nebula cluster circular
diffusers Ø300 mm, rose Ø560 mm
h max 1720 mm
Total Power: 56W

● Transparent
and dichroic
finishing

Stellar Nebula ceiling



Stellar Nebula is a family of lamps designed by BIG to interpret and enhance artisanal glass blowing with innovative PVD finishing techniques.

Values, roles and limits of industrial and artisanal production are the core of this project idea, which aims to find a solution of industrial uniqueness.

The shapes of the hand blown diffusers are always unique. The suspension has three different sizes while the floor, table, ceiling and clusters are only in the medium one.

Artisanal know-how and industrial innovation thus come together in the beauty of the material that enhances the magic interaction between glass and light.

Stellar Nebula ceiling
diffuser Ø300, rose Ø180
h 470 mm
Total Power: 21W

● Transparent
and dichroic
finishing

Sustainable Finishing

Dichroic finishing made with an innovative and sustainable metal vacuum deposition process PVD (Physical Vapour Deposition)

- 0 emissions, 0 waste
- Solid protective clearcoat
- Only 5% of solvents
(traditional systems: 75% of solvents)

Stellar Nebula floor



Stellar Nebula floor
diffuser Ø300, base Ø340
h 1900 mm
Total Power: 21W

- Transparent and dichroic finishing

Veil

BIG - Bjarke Ingels Group



BIG's idea is once again transposed into a product that looks essential but it is rich of technological innovation instead, thanks to the Artemide know-how.

Eleven arms are connected around a technological core that supports and feeds them. Their fluid and precise curvature reveals a high design and manufacturing competence: the section of only 25 mm combines the structure with an optics that controls the light and softly diffuses it into the environment.

Veil is a graphic and minimal presence that can be dressed with an elegant diffuser. It rests on the structure and falls among its arms with soft curves defined by fabric weight and materiality.

The diffusers are different for fiber composition and texture but come from the same research of innovative, sustainable and ethic solutions as alternatives to more traditional and industrial textiles with higher carbon footprint.

Veil

Ø1500 x h 640/940 mm naked version
Total Power: 75W

- White
- Silver



ARTEMIDE
APP

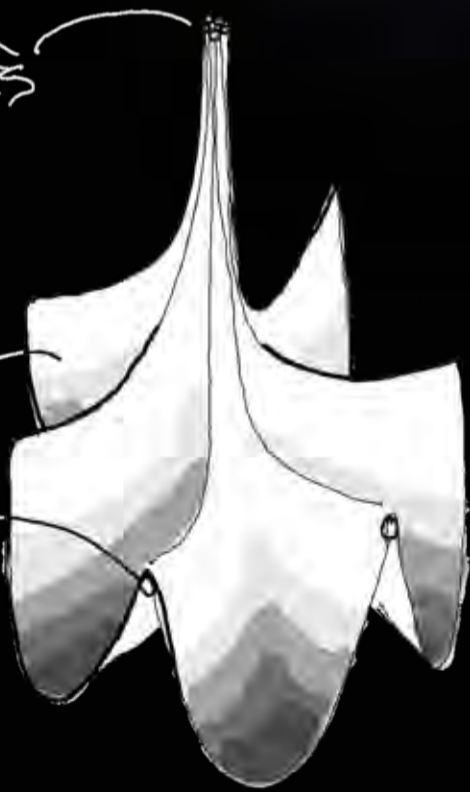




CLUSTER
OF TUBES

FABRIC

LIGHT
TUBE



Sketch by Jakob Lange
BIG - Bjarke Ingels Group



The fabrics selected for the diffusers come only from fibers existing in nature, spun through mechanical processes without undergoing chemical processes. They have been chosen for their aesthetic and technical characteristics and for the environmental, economic and social sustainability of the crops from which they derive. The entire path of the production chain is distinguished by ethics.



WILD NETTLE

The plant:

- . Cultivation without herbicides and anti-parasites
- . No waste from the nettle processing

The fiber:

- . Soft, resistant and breathable like linen
- . Shiny as silk
- . Antistatic
- . Robustness increases with the passage of time
- . 100% biodegradable



BAMBOO

The plant:

- . Rapid growth
- . Cultivation without herbicides and anti-parasites
- . Harvested every 3 years, no devastating processes of deforestation
- . Cultivation with very low environmental impact: it consumes 1/3 of the water of most crops
- . Large amount of oxygen emitted

The fiber:

- . Fineness, stability and tenacity close to normal viscose
- . 100% biodegradable

Vine Light

BIG - Bjarke Ingels Group



Photo by Pierpaolo Ferrari, 2022

PATENT OF
INVENTION

→ VINE LIGHT



ARTEMIDE
APP



Vine Light

base Ø192 mm x head Ø186 mm
h 485 mm
Total Power: 8W

Vine Light fixed

base Ø93 mm x head Ø186 mm
h 485 mm
Total Power: 8W

Vine Light floor

base Ø400 mm x head Ø350 mm
h 1998 mm
Home version - Total Power: 25W
Office version - Total Power: 25W

Vine Light wall L

head Ø350 mm x 1920 mm
h 913 mm
Home version - Total Power: 25W
Office version - Total Power: 25W

Vine Light wall

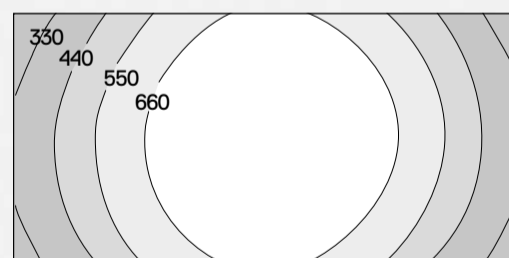
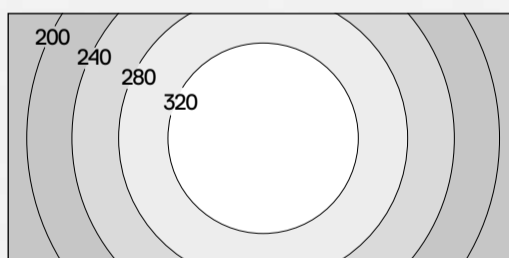


head Ø186 mm x h 560 mm
Total Power: 8W

Vine Light Spot

wall support Ø93 x head Ø186 mm
h 215 mm
Total Power: 8W

● Black

Vine Light wall L



Home version

- Diffused light
- 1890 lm - 25W
- 358 lux max (h 0,80 m)
- High uniformity

Office version

- Controlled light, no glaring
- 2205 lm - 25W
- 762 lux max (h 0,80 m)
- High uniformity

Vine Light floor



Vine Light is a pure and balanced line that reaches great freedom of movement with only two joints, leaving users free to define their own light with a simple gesture.

An unbroken section, measuring only 16 mm for the small versions and 25 mm for the big ones (floor, wall), shapes the structure and houses all the opto-electronic and mechanical elements.

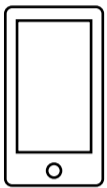
Its minimalist presence creates a perfect balance among different materials, weights, light quality, precision of movement and functionality.

Vine Light translates technological complexity into simplicity and freedom. It represents a synthesis in which the apparent simplicity is the result of a deep know-how and innovative research.

Vine Light floor and Vine Light wall L have two different types of optics to perfectly illuminate the work surface or to create multiple light scenarios in living spaces. The Office version has a perfectly controlled emission while the Home one creates a pleasant atmosphere of diffused light.

La Linea 25

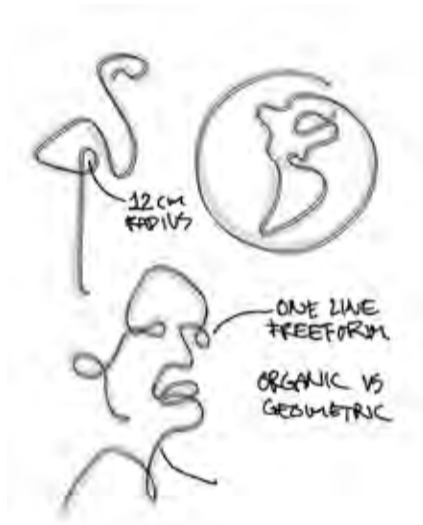
BIG - Bjarke Ingels Group



ARTEMIDE
APP

○ White

La Linea 25
Ø25 mm x 5000/10000/20000 mm
Total Power: 12,5W/m
(from - 20° C to + 40° C)
IP65



Sketch by Jakob Lange
BIG - Bjarke Ingels Group


La Linea is a flexible tube of light capable to freely twist and turn in space according to undefined geometries. It easily fits into indoor and outdoor spaces with fixing elements that disappear into the cross section, allowing countless applications in a broad variety of locations thanks to an unprecedented combination of factors including light quality, IP protection grade and flexibility.

La Linea 25 increasingly becomes a communicative as well as a functional tool, adding values and meanings to its light through the expressiveness of its graphic sign. It has excellent light performance in terms of quantity and quality, allowing not only the characterisation of a space but also its correct lighting.

The slim section with lengths of 5, 10 and 20 meters can be overlapped to create weaving and leaving the freedom to follow complex geometries like figures created by a single line. It combines innovation with emotion, liaising with man-built and natural spaces in which it is applied. It is sustainable, reconfigurable and long-lasting.



La Linea, La Linea 25



La Linea 25

PATENT OF
INVENTION



"Earth" La Linea 25
Ø25 mm x 2400 x 2400 mm
Total Power: 250W
IP65

Photo by Pierpaolo Ferrari, 2022

Alphabet of Light letters mini BIG - Bjarke Ingels Group



ARTEMIDE
APP

Alphabet of Light letters

Ø50 x 560 x h 950 mm
Total Power: min 8W - max 42W

Alphabet of Light letters mini

Ø25 x 245 x h 355 mm
Total Power: min 2W - max 4W

- White

Alphabet of Light is a language of light, not only the design of an object but also the development of a strong idea: communicating through light with simplicity and freedom.

Today, the upper-case letters of Alphabet of Light are presented in a smaller size. The original 2016 version follows a modularity based on a height of 95 cm for both upper and lower-case letters as well as for numbers, with a cross-section of 5 cm in diameter.


Alphabet of Light letters mini are just 35.5 cm high with a cross-section of 2.5 cm in diameter. Now it is possible to create messages with fewer space limitations and more freedom of expression in giving voice to values, thoughts and ideas through light.

Alphabet of Light letters mini cast continuous and comfortable light thanks to the patented optical solution developed for the previous version. Artemide's expertise developed a new patent for the circuits of Alphabet of Light letters mini optimising production with universal and flexible elements.

BIG

Alphabet of Light letters mini

PATENT OF
INVENTION



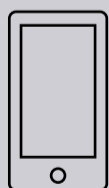


Katà Métron Mario Cucinella

PATENT OF
INVENTION

“Katà Métron makes it possible to create lighting micro architectures that can be adapted to any space, shape and size. Together with Artemide, we have created an object capable of organising and redefining the space that surrounds us according to the most disparate needs”.

Mario Cucinella



ARTEMIDE
APP







Katà Métron finds inspiration in the relationship that lies at the heart of art, architecture and philosophy: measurement.

The Greek expression “katà métron” means “according to the right measure”. Modular lighting elements permit the creation of an infinite number of combinations and shapes, allowing the design of lighting scenarios that are tailored with respect to the spaces and to the needs of the activities that take place in them.

Presented in 2021 with Refractive optical technology, it has evolved to combine different types of light emissions to define increasingly the “right measurement” of light in any type of setting.

The perfectly controlled emission of Refractive technology is combined with a diffused version, comfortable and high efficiency light, and various solutions with spotlights.

The accent lights can have different dimensions and power ratings, colour temperatures and beam angles to design light precisely according to requirements.

The adjustable spotlights can be fixed directly onto the main body or pendant with a stem ending with an articulated joint to allow various directions.

Katà Métron thus defines the “right measurement” not only with respect to the spatial layouts but also allowing the dynamism of the setting and activities thanks to the management via Artemide App. The system becomes even more an expression of a sustainable intelligence, attentive to a positive energy balance.

The project culture and the shared commitments towards sustainability lead to an innovative and surprising solution.

Body

- White
- Black
- Red
- Blue
- Green
- Yellow

Optics

- Black

Linear modules

592, 1184, 2368 x 100 x 50 mm


Joints

90°, 45°, X, T

Interactive intelligences

Presence, daylight sensors

→ KATÀ MÉTRON





Refractive



Katà Métron Refractive
592, 1184*, 2368 x 100 x 50 mm
Total Power: 35W*
3000K/4000K

Diffused



Katà Métron Diffused
592, 1184*, 2368 x 100 x 50 mm
Total Power: 34W*
3000K/4000K



Spot and Pendant

Indirect Diffused



Katà Métron Spot & Pendant
1184, 2368 x 100 x 50 mm
max 4 spots/pendants for 1184 mm
max 8 spots/pendants for 2368 mm
3000K/4000K



Katà Métron Indirect Diffused
1184*, 2368 x 100 x 50 mm
Total Power: 23W*
3000K/4000K

Integrated driver
Profile section
100 x 50 mm



Katà Métron Spot 55
55 x 55 x 130 mm
Total Power: 23W
3000K*/4000K



S 16° F 22° WF 32°
*1703 lm *1721 lm *1787 lm

Katà Métron Spot 40
40 x 40 x 103 mm
Total Power: 9W
3000K*/4000K



S 13° F 20° WF 28°
*540 lm *584 lm *528 lm



Katà Métron
Pendant 40



Katà Métron
Pendant 55


A unique universal holder
for all optical accessories
(up to 2 filters together)



Accessories
holder




Elliptical
filter



Soft
filter



Anti dazzle
louvre



Refractive lens

collects 100%
of the LED luminous flux

High efficiency

more than 90%

High efficacy

154 lm/W

Extreme glare control

UGR<19

Luminance<3000 cd/m² @ 65°

Osidio

Michele De Lucchi

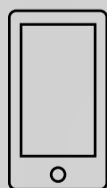
“I was designing a large, cone-shaped lamp diffuser and as I was drawing the components, I thought I could simplify the shape by integrating the light bodies into the arms of the frame. When I saw the beauty of these luminous lines, I was convinced that it would be unnecessary to add a traditional tapered diffuser. So I undressed the project, removing all the superstructures and what was left is a slim and light chandelier reminiscent of arboreal inflorescence. Artemide embraced the idea and has the great merit of having developed a specific lighting technology for it. Indeed, although the light is not shielded by a diffuser, the light never strikes the eyes because the lenses of the LEDs direct it vertically onto the work surface so the lamp never causes glare”.

Michele De Lucchi

PATENT OF
INVENTION

Osidio
Ø1030 x 670 x h max 2000 mm
Total Power: 36W

● Titanium



ARTEMIDE
APP





M. De Lucchi

Sketch by Michele De Lucchi

PATENT OF
INVENTION

Optical innovation


3 Layers

- Diffusing filter
- Optical shield
- Transparent lenses

No glaring

High efficiency

Optimal uniformity



100% Direct emission



50% Direct + 50% Indirect emission



100% Indirect emission

Osidio wall



Osidio wall

500 x 365 x 233 mm

Total Power: 12W

● Titanium

Osidio is a thin, organic and harmonious chandelier, where everything stems from an optical concept.

The optics maximises the efficiency and the uniformity for a perfect perception, it can be viewed directly without creating glare.

Each light terminal can be swivelled to generate indirect light emission. The optical study also determines the inclination of the arms designed to distribute the light in the best way. When they are facing down, they focus the light emission on the work surface and table whereas, when they are facing up, they spread it to the whole ambience.

The separate heads allow Osidio to control the light in space in a free and flexible way, directing the light emission fully or partly upwards.

Everything is measured, the beauty of Osidio design lies in the technique, in the calculation of light, in the proportions, in the compositional balance, in the sustainable intelligence of "less".



Sketch by Michele De Lucchi

Ixa

Foster+Partners



Ixa floor

base Ø280, head Ø100 x h 2200 mm
Total Power: 10W

Ixa table

base Ø200, head Ø100 x h 424 mm
Total Power: 10W

→ IXA



ARTEMIDE
APP



Ixa wall


head Ø100 x 485 x 285 mm
Total Power: 10W

Ixa wall L

head Ø100 x 246 x 1322 mm
Total Power: 10W

Ixa reading floor

base Ø250, head Ø100 x h 1000 mm
Total Power: 10W





- Slip
- Charcoal
- Crane
- Ink



Ixa is a complete, transversal family whose composition begins with the intelligence of a spherical head with a 360° freedom of movement.

Ixa head separates the electrical cable from the mechanism and is connected to the structure itself by a magnet that allows it to freely rotate, allowing its handy light to be projected in any direction.

Ixa is the expression of a functional, productive and sustainable intelligence through reducing and simplifying choices. It is the result of a solid design know-how.

Artemide and Foster+Partners share a profound approach to sustainable design that permeates product development at every stage and marks itself as an essential value of the project.

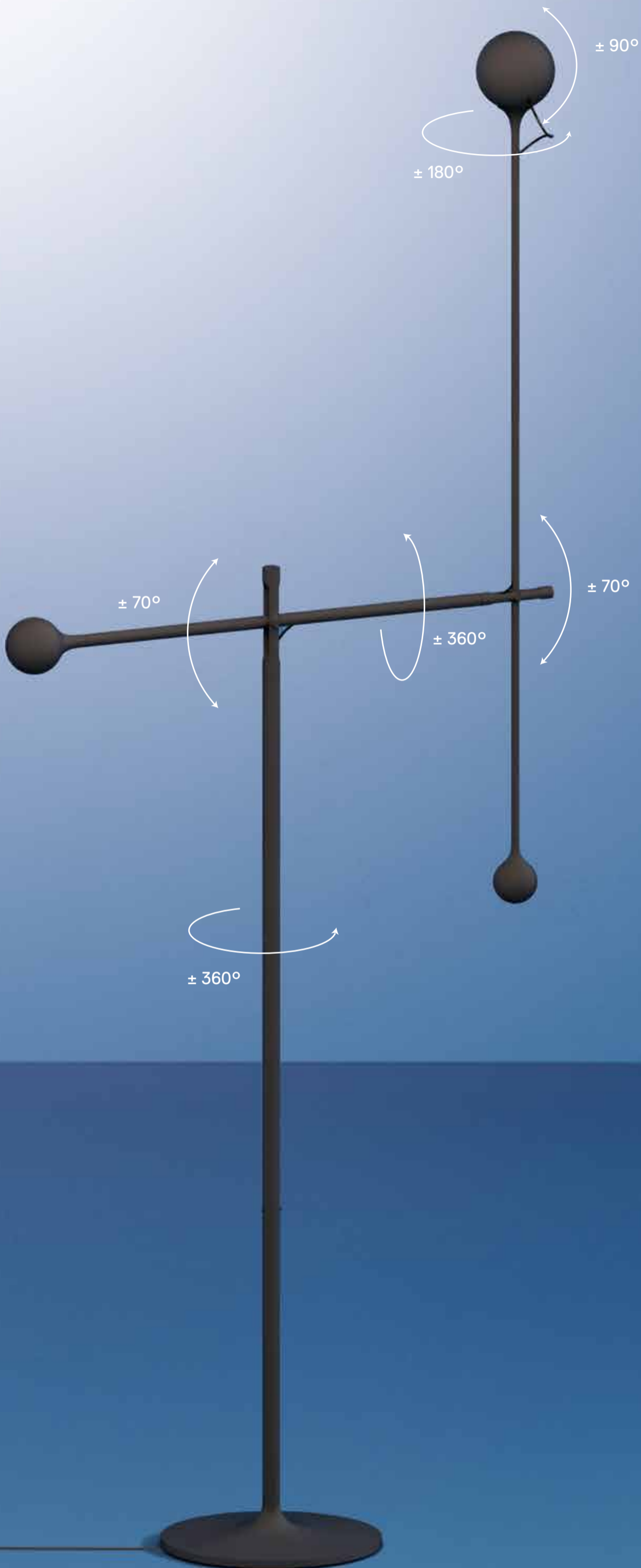
Ixa
table



“Ixa has evolved through an intuitive design and making process. Slight variations in applied weight and movement have informed the lamp’s dynamic design. Ixa provides a flexible, highly personalised lighting experience.”

Mike Holland, Head of Industrial Design, Foster+Partners

Ixa
floor



Ixa

reading floor, wall, wall L



The IXA lamp has an inherent dynamism that allows it to inhabit different typologies of light, from task focused lighting to decorative and ambient compositions. Inspired by Alexander Calder's sculptures, the design interprets the idea of 'elegant balance' through precision engineering.

The simpler versions such as the table models rely solely on the rotation of the head mounted on a fixed structure for their freedom of movement. This solution is then applied into models with increasing complexity of movement up to solutions, such as the floor model, that combine spherical counterweights and multiple points of rotation and inclination for maximum freedom and fluidity of movement of light in the space.

Flexibility and functionality, quality and dynamism of light, minimal, soft lines, with a classic, simple look turn Ixa into a timeless project. It can be reinterpreted in countless situations for a long life, the basis of a sustainable project.



El Porís 80

El Porís 80

Herzog & de Meuron

El Porís is a modern, graphic, rigorous chandelier, yet one that is also truly spectacular and sculptural. Introduced in 2021, it is now also available in a smaller version, which is perfect not only for large spaces but also for applications in settings with less impressive heights.

In both versions, a large elementary, geometric structure features light bulbs housed in traditional E27 sockets, leaving complete freedom of choice as to what sources to use. Calendered steel tubes of decreasing diameter are joined by four vertical mounts. The simplicity is immediately apparent, revealing design and production know-how that can solve the complexity in elements and details that disappear into the main structure.

El Porís
Ø1200 x h 2000 mm
Total Power: 12 x max 15W (E27)

El Porís 80
Ø830 x h 1250 mm
Total Power: 8 x 15W (E27)

● Black





Unterlinden Herzog & de Meuron



Unterlinden chandelier free



The Unterlinden family has been expanded with new versions based on its characteristic head.

The lamp body in die-cast aluminum or brass features a different finish each time given by the natural oxidation process of the metal which is halted and fixed by means of a clear finish. A high-efficiency precision lens controls the LED light, generating professional illuminance levels.

Unterlinden free chandelier consists of five suspension elements which all lead to a single central point. The 2.5 meter-long cables can be arranged freely to create compositions that follow different layouts.

In Unterlinden ring chandelier, the position of the suspended elements is determined by a circular frame which distributes them along the perimeter.

Unterlinden chandelier free
head Ø117 x 96 mm, rose Ø300
x cable length max 2500 mm
Total Power: 5 x 7,5W

- Aluminum
- Brass

Unterlinden chandelier ring
head Ø117 x 96 mm, ring Ø 1000 mm
Total Power: 5 x 7,5W

Unterlinden
chandelier ring





Unterlinden wall

Unterlinden wall
head Ø117 x 96 mm
300 x h 538 mm
Total Power: 7,5W

○ Aluminum

○ Brass



Unterlinden floor

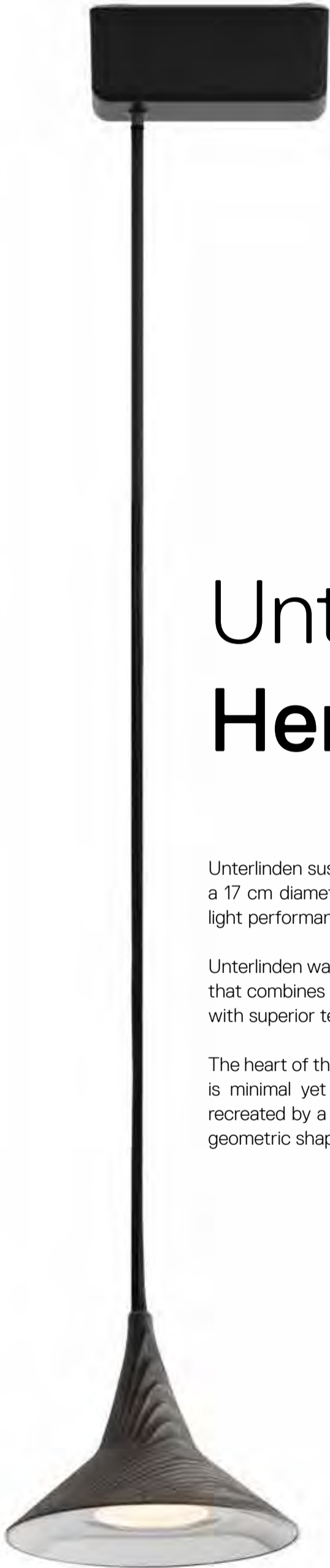
The original small Unterlinden bronze or aluminum element is the basis for a wall lamp version, a table lamp version and two clusters. In the floor lamp version, a volume supporting the slim arm is attached to the main rod. As it turns, the arm allows you to direct the head. The cable can be adjusted to vary the height of the lighting body thanks to a counterweight.

In the wall lamp the arm can rotate and the length of the suspension cable is adjustable.

Unterlinden floor
head Ø117 x 96 mm
base Ø250 x h 1780 mm
Total Power: 7,5W

● Aluminum

● Brass



Unterlinden 175

Herzog & de Meuron

Unterlinden suspension grows furthermore in a version with a 17 cm diameter head instead of 11 cm, to obtain superior light performance.

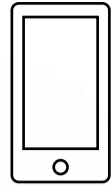
Unterlinden was designed in 2014 as a small suspension lamp that combines the aesthetic charm of an old-wisdom object with superior technological and design lighting value.

The heart of the project lies in the characteristic head, which is minimal yet unique for its texture and for the volume recreated by a profile which grows according to interrupted geometric shapes.

Unterlinden 175
head Ø175 x 143 x h 1500 mm
Total Power: 20W

● Aluminum





ARTEMIDE
APP

W/cm^2

IRRADIANCE

RADIANT POWER / UNIT AREA

the radiant power / unit area to be irradiated in a certain time
to reach the desired microbial photoinactivation

$t(s)$

TIME

irradiation time to reach the desired microbial photoinactivation

J/cm^2

ENERGY DOSE

ENERGY / UNIT AREA

the necessary energy dose to achieve
inactivation of potential pathogenic
microorganisms



INTEGRALIS®

A light for a safe environment

01

INTEGRALIS® is sanitizing light

INTEGRALIS® is a project that associates and integrates the visible and invisible spectral range in an innovative formula capable of regenerating the environmental qualities of the space.

INTEGRALIS® is a light that can act against microbial pathogens in the environment by just illuminating them.

The INTEGRALIS® selected frequencies of visible light inhibit the development and growth of bacteria, fungi and mold. The selected frequencies of invisible UV light act on microbial pathogens, including viruses.

03

INTEGRALIS® is an open platform

Artemide App enables everybody to have an intelligent management of INTEGRALIS®.

INTEGRALIS® is a range of 5 lighting solutions that help humans to live together more safely, while protecting their health.

WHITE INTEGRALIS
WHITE-VIOLET INTEGRALIS
PURE INTEGRALIS
VIOLET INTEGRALIS
UVC INTEGRALIS

02

INTEGRALIS® follows the rhythm of human presence in spaces

INTEGRALIS® works on the concept of “dose”.

It adapts the intensity of the antimicrobial action according to the rhythm of permanence and absence of people in spaces.

INTEGRALIS® works on the concept of “time”.

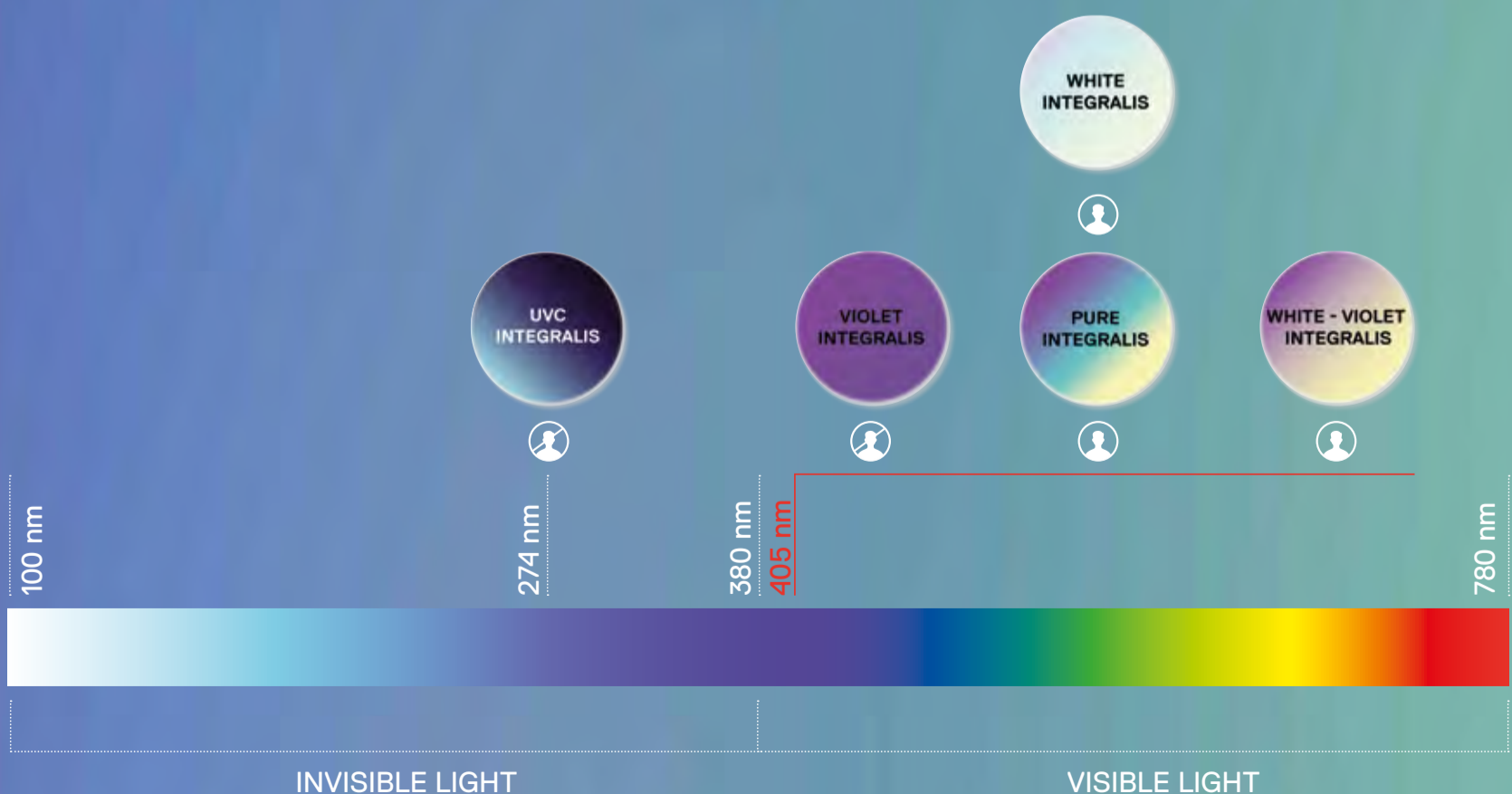
A punctual “intermittent” sanitization is activated and deactivated through presence sensors, acting with greater intensity and in less time only in people absence in order to guarantee the safety and the sanitization of the space for each user.

04

INTEGRALIS® is sustainable design

INTEGRALIS® is integrated into numerous products of the Artemide collections allowing to improve the safety and environmental quality of human life in different contexts.

INTEGRALIS® is transversal in applications creating a light landscape for both personal and collective, public and private environments, supporting the human activities and following the various people permanences in full respect of their safety.



INTEGRALIS[®] Task Lights

01
Antimicrobial effect

02
Comfort emission
for office lighting

03
High uniformity

04
High optical efficiency

05
High efficacy



Vine Light Pure INTEGRALIS
BIG - Bjarke Ingels Group

base Ø192 x 366 x h 485 mm
Total Power: 8W

● Black

→ INTEGRALIS®

PATENT OF
INVENTION



Tolomeo LED Pure INTEGRALIS
Michele De Lucchi
Giancarlo Fassina

base Ø230 x 780 x h 645 mm
Total Power: 7W

○ Aluminum

PATENT OF
INVENTION

INDOOR

Funivia Outdoor Carlotta de Bevilacqua

Funivia is a functional network of tangible and intangible relations that is free and inclusive and can evolve through the cooperation of its elements. It starts out from the essential, with a “mountaineering” spirit, discovering a new level of freedom of light in spaces, now both indoor and outdoor.

A rope, the cable that supplies energy and the nails, the elements used to fix within space, form the basis to go far beyond the limits dictated by the rigidity of standard systems. The cable, with a special minimum section that can withstand mechanical tension and thermal stress, is the channel that distributes the system’s energy. From a single power supply, it can run infinitely with the only limit being the power installed on its length.

The light elements are connected to the cable via a “bridge” element, node of BLL signal intangible network through which all appliances can dialogue with Artemide App.



ARTEMIDE
APP

OUTDOOR



Funivia Outdoor Lighting Appliances



"O" 45 suspension
ELEMENTAL
Ø450 mm
Total Power: 19W



"I"
ELEMENTAL
25 x 27 x 1400 mm
Total Power: 19W

01 Beyond freedom

02 Neverending material + Immaterial meshwork

03 Universal inclusivity

04 Sustainability

Funivia is inclusive, housing products that already exist; the cable connection module is a universal system that translates energy into a "Esperanto" of light.

Funivia Outdoor shows the potential of this open platform, hosting products already included in Artemide's collections. It is a sign of the dialogue and shared values among the architects who design for Artemide, who embrace common principles expressed through different languages according to the skill of each individual designer.

Thanks to these properties Funivia has evolved into a system capable of accommodating our light needs in outdoor too. Its cable can build structures which run in outdoor spaces bringing professional light to places where it had previously been impossible.

Minimal installation work allows to distribute quality also in open spaces with a dynamic and intelligent light which, thanks to Artemide App, can liaise with the environment in respect of the rhythms of nature and a correct energy balance.

In Funivia, innovation is a sustainable dialogue that overcomes the limits of all spaces.



Obice Mini spot
Alessandro Pedretti
Ø70 x 90 mm
Total Power: 6,7W
Beam angle: 19°-34°

Obice Mini suspension
Alessandro Pedretti
Ø70 x 90 mm
Total Power: 6,7W
Beam angle: 19°-34°

Funivia Sphere 14
Carlotta de Bevilacqua
Ø14 x h 560 mm
Total Power: 8W

La Linea 25
BIG - Bjarke Ingels Group
Ø25 x 2500 mm
Total Power: 32W



Funivia Infrastructure

Mechanical
connection



Double cable
support

Open infrastructure

Multiple lighting
performances

48V feeding
No limits in length

Fully addressable
App Management

IP rating for outdoor

48V Power distributor

Energetic
and BLL node

Mechanical
connection



Se|eS

Carolina Gismondi dB

Daniele Moioli

Se|eS wants to become a spatial palindrome which hides itself in illuminating and reflecting its surroundings.

Se|eS is a disk mirrored on both sides which, with a continuous light set back on the side, illuminates the environment without invading it.

Se|eS is a perfect solution for indoor and outdoor space, it reflects the architecture creating new perspective and interacts with the dynamism of the surrounding nature.

Se|eS can be oriented on the vertical axis, creating multiple sets. The two heights from the ground and the suspended version allow to capture different points of view and reflections to change the perception of the space creating scenographic landscape.

Se|eS

Ø700 x rose Ø150 mm

h 1200 mm

Total Power: 30W

IP67

○ Mirror

Se|eS floor

Ø700 mm x base Ø350 mm

h 736 mm

Total Power: 30W

IP44

Se|eS floor 180

Ø700 mm x base Ø500 mm

h 1800 mm

Total Power: 30W

IP44





SejeS
floor



Se|eS
floor 180





Unterlinden Outdoor Herzog & de Meuron

The characteristic aluminum head of the Unterlinden indoor family grows in a version with a 17 cm diameter instead of 11 cm, to obtain superior light performance and give rise to a perfect version for outdoor settings too.

In the bollard version, the rod exits the centre of the head without compromising its luminous efficiency achieved thanks to a special optics that opens the light along the path.

In the entire Unterlinden family, simplicity is combined with sophistication, expressed in well-balanced and understated shapes, devised with accurate care for details: functional, elegant and unique both in textures and finishes.

Unterlinden outdoor bollard
head Ø175 x 146 x h 902 mm
Total Power: 20W
IP65

● Aluminum

Unterlinden Outdoor bollard



Unterlinden Outdoor wall



Unterlinden outdoor wall
head Ø175 x 141 mm, 393 x h 632 mm
Total Power: 20W
IP65

→ UNTERLINDEN OUTDOOR

Unterlinden 175 Outdoor suspension



Unterlinden 175 outdoor
head Ø175 x 141 x h 1500 mm
Total Power: 20W
IP65

Discovery Floor, Ernesto Gismondi - Photo by Pierpaolo Ferrari

