Artemide®

ARCHITECTURAL



↳ THE HUMAN AND RESPONSIBLE LIGHT

Indoor

182 37 Cube
298 A.24
368 A.39
408 Algoritmo
580 Alphabet of Light
638 Ameluna
158 Caelum
486 Calipso
112 Cata
530 Chocolate
524 Chocolate Floor
618 Discovery
634 Discovery Space
540 Eggboard
226 Everything
504 Grafa System
136 Hoy
96 LoT
264 Luceri LED
668 Mouette
572 Nur 1618 Acoustic
128 Olmo
186 PAD
256 PAD 80
516 PAD System
280 Parabola
82 Picto
278 Picto Recessed
286 Rastaf
464 Series Y
202 Sharp
566 Silent Field 2.0
458 Smart Office
532 Surf System
538 Surf Wall
650 Tagora
194 Track
522 Uglare19
170 Una Pro
240 Una Pro 75
250 Una Pro 150
44 Vector
290 Zeno UP
294 Zeno Up Frosted

Outdoor

844 Aria
708 Antarktikòs
734 Basolo
772 Calumet
934 Cariddi
938 Cariddi palo
924 Cefiso
930 Cefiso palo
760 Chilone
754 Ciclope
736 Cuneo
892 Dedalo
744 Dioscuri
778 Effetto
798 Ego downlight
816 Ego walk/drive over
862 Ego spot
866 Epulo
848 Faci
852 Faci Vetro
870 Falange
768 Granito
914 Indicta
724 Ippolito
884 LineaLed - drive over
888 LineaLed - wallwasher
834 Megara
842 Microled
858 Minispot
776 Molla
740 Niki
746 Nuda
678 "O"
874 Obice
730 Oblique
726 Piroscafo
916 Poto
712 Reeds
906 Solar Tree 2.0
896 Solar Tree 2nd Generation
920 Sostituto palo
918 Sostituto spot
880 Spike
720 Tetragono
788 Tolomeo Outdoor
784 Tolomeo XXL
690 Walking

Indoor

projector 40

downlighting 200

professional lighting 296

Outdoor

general lighting 578

general lighting path 676

downlighting walk/drive over lighting 796

projector 856

scenographic lighting 878

places and street lighting 894

Technical

940

CEILING


298
A.24


96
LoT


368
A.39


106
LoT Reflector


408
Algoritmo


186
PAD


444
A.Sharping


256
PAD 80


486
Calipso


82
Picto


112
Cata


650
Tagora


112
Cata


170
Una Pro


560
Eggboard Baffle


240
Una Pro 75


136
Hoy


250
Una Pro 150

CEILING RECESSED - SEMI RECESSED


182
37 Cube


96
LoT


652
Tagora


298
A.24


96
LoT Reflector


522
Uglare19


368
A.39


264
Luceri LED


170
Una Pro


408
Algoritmo


186
PAD


240
Una Pro 75


444
A.Sharping


256
PAD 80


290
Zeno Up


158
Caelum


280
Parabola


294
Zeno Up Frosted


226
Everything


278
Picto Recessed


136
Hoy


286
Rastaf

136
Hoy

202
Sharp

TRACK

298
A.24

112
Cata

136
Hoy

96
LoT

128
Olmo

186
PAD

82
Picto

170
Una Pro

44
Vector

SUSPENSION

298
A.24

634
Discovery Space

128
Olmo

368
A.39

540
Eggboard

516
PAD System

408
Algoritmo

560
Eggboard Baffle

464
Series Y

580
Alphabet of Light

504
Grafa

566
Silent Field 2.0

638
Ameluna

136
Hoy

458
Smart Office

434
A.Sharping

96
LoT

532
Surf System

486
Calipso

96
LoT Reflector

650
Tagora

112
Cata

668
Mouette

618
Discovery

572
Nur Acoustic

WALL

298
A.24

408
Algoritmo

580
Alphabet of Light

486
Calipso

530
Chocolate Wall

618
Discovery

560
Eggboard Wall

538
Surf Wall

170
Una Pro

FLOOR

524
Chocolate Floor

SUSPENSION



678
"O"



788
Tolomeo Lampione



788
Tolomeo Paralume



788
Tolomeo Paralume

LINEAR PROFILE



892
Dedalo



888
LineaLed Wallwasher



880
Spike

WALL - CEILING



708
Antarktikòs



734
Basolo



772
Calumet



934
Cariddi



924
Cefiso



760
Chilone



754
Ciclope



736
Cuneo



744
Dioscuri



778
Effetto



862
Ego Spot



866
Epulo



870
Falange



858
Minispot



776
Molla



740
Niki



678
"O"



874
Obice



730
Oblique



918
Sostituto Spot



720
Tetragono



690
Walking

WALL RECESSED



844
Aria



754
Ciclope



848
Faci



852
Faci Vetro



746
Nuda

CEILING RECESSED



844
Aria



798
Ego downlight



812
Ego Vetro downlight

GROUND RECESSED



816
Ego drive/walk over



830
Ego Vetro walk over



884
LineaLed drive over

834
Megara

842
Microled

FLOOR - BOLLARD

708
Antarktikòs

734
Basolo

934
Cariddi

930
Cefiso

760
Chilone

754
Ciclope

736
Cuneo

862
Ego Spot

866
Epulo

870
Falange

768
Granito

724
Ippolito

858
Minispot

746
Nuda

678
"O"

730
Oblique

726
Piroscafo

712
Reeds

918
Sostituto spot

720
Tetragono

788
Tolomeo Lampione

788
Tolomeo Paralume

784
Tolomeo XXL

690
Walking

POLE

938
Cariddi pole

930
Cefiso pole

760
Chilone pole

914
Indicta

916
Poto

906
Solar Tree 2.0

896
Solar Tree 2nd Gen.

920
Sostituto pole

690
Walking

PROJECTOR



182
37 Cube



82
Picto



158
Caelum



170
Una Pro



112
Cata



240
Una Pro 75



136
Hoy



250
Una Pro 150



96
LoT



44
Vector



96
LoT Reflector



128
Olmo



186
PAD



256
PAD 80

DOWNLIGHTING



226
Everything



264
Luceri LED



280
Parabola



278
Picto Recessed



286
Rastaf



202
Sharp



240
Una Pro 75



290
Zeno Up



294
Zeno Up Frosted

PROFESSIONAL LIGHTING



298
A.24



516
PAD System



368
A.39



464
Series Y



408
Algoritmo



202
Sharp



444
A.Sharping



458
Smart Office



486
Calipso



532
Surf System



486
Calipso Linear



522
Uglare19



530
Chocolate



170
Una Pro



524
Chocolate floor



504
Grafa System

ACOUSTIC LIGHTING



540
Eggboard

560
Eggboard Baffle

572
Nur 1618 Acoustic

566
Silent Field 2.0

GENERAL LIGHTING

580
Alphabet of Light

638
Ameluna

530
Chocolate Wall

618
Discovery

634
Discovery Space

668
Mouette

538
Surf Wall

650
Tagora

SCENOGRAPHIC LIGHTING



892
Dedalo



888
LineaLed Wallwasher



880
Spike

ACCENT LIGHTING



934
Cariddi



924
Cefiso



862
Ego spot



866
Epulo



870
Falange



858
Minispot



874
Obice



918
Sostituto Spot

GRAPHIC LIGHTING



734
Basolo



772
Calumet



736
Cuneo



778
Effetto



768
Granito



812
Molla

INDICATOR LIGHTING



708
Antarktikòs



844
Aria



754
Ciclope



848
Faci



852
Faci Vetro



746
Nuda



690
Walking

DOWNLIGHTING



844
Aria



798
Ego downlight



812
Ego Vetro downlight

WALK / DRIVE OVER LIGHTING



816
Ego drive over



830
Ego Vetro walk over



884
LineaLed drive over



834
Megara



842
Microled

GENERAL LIGHTING



734
Basolo



760
Chilone



754
Ciclope



774
Dioscuri



740
Niki



730
Oblique



720
Tetragono



788
Tolomeo Lampione

788
Tolomeo Paralume

PATH LIGHTING

760
Chilone

754
Ciclope

724
Ippolito

746
Nuda

678
"O"

730
Oblique

726
Piroscafo

916
Poto

712
Reeds

PLACES AND STREET LIGHTING

938
Cariddi pole

930
Cefiso pole

760
Chilone

914
Indicta

906
Solar Tree 2.0

896
Solar Tree 2nd Gen.

920
Sostituto pole

784
Tolomeo XXL

690
Walking

The Human and Responsible Light

The relationship between humans, light and environment has always been central to Artemide's vision. Over the years, this principle has aimed not only at the well-being of the individual and his/her perception of spaces, but also it has confronted the environmental sustainability and it has focused on understanding the attention to nature and to all living beings.

Light is the source of life. It feeds man, space, and the whole Planet. It marks the rhythms of our lives. It is an element that can sustain and improve environmental, perceptive and social quality.

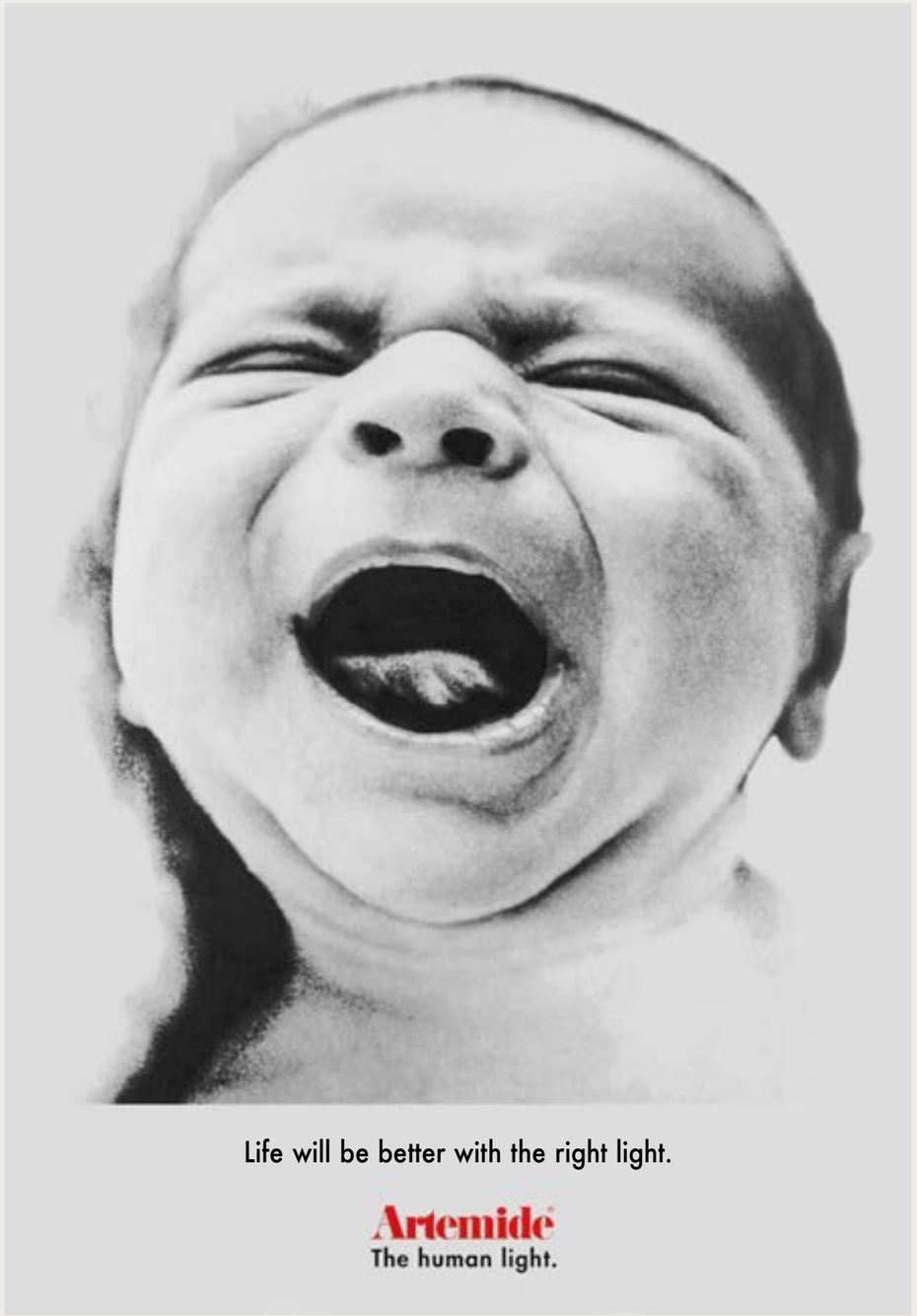

ADV Campaign, 1998



Innovation adds up values to the present in order to shape the future we want to inhabit.

Designing innovation means to offer a better alternative to what we already have, creating an interactive and responsive design that connects technology and science with humanistic contemporary culture.
Good design combines innovation, aesthetics, know-how, high quality of manufacturing and the greatest attention to the human and emotional relation with the object and the light effect. Design means project, not simply shape or style.

Sustainability

↳ Sustainable light design means to be responsible for our common future

Responsible design

Reduce to innovate: more with less. New project values become acts of responsibility towards the Planet and translate into a creative evolution: less material, no waste and less energy, without giving up performance, quality and beauty. A more efficient and critical approach that gets to the core of the project.

Enduring projects

Enduring Project: the emancipation from the logics of consumption, through a lasting partnership with matter.
A careful selection of innovative materials and an intelligent project help create a dynamic emotional bond with the product.
Enduring project means quality.

Incremental system

Incremental System: the project as an open platform.
We intend the product as something that is never finished, an open positive system that can constantly grow through physical maintenance and the upgrading of parameters.

Re-connecting to nature

From energy to nature: re-connecting to nature. Light is indispensable energy for the life of humanity and all organisms. It has significant repercussions on nature by helping its growth and all the photo-biological processes. By studying light and its relation to humankind, space and environment, we can get towards the definition of a light that takes care of all living organisms.

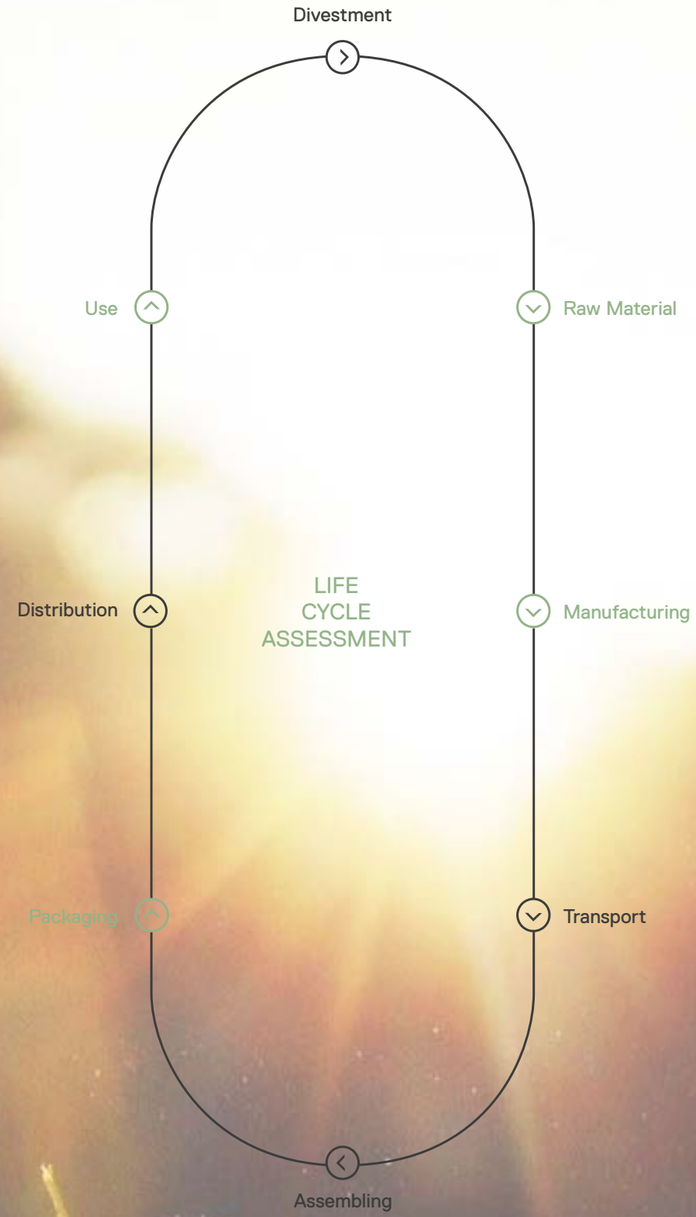

→ Light is energy as well as matter. The attention to the sources, materials, optical solutions and efficient management choice is the key to have a correct energy balance.

Beyond spaces

↳ Transversal light solutions

Let’s go beyond the classic separation between technical products and design products; let’s open a new transversal point of view on the light project and its applications. We can offer all-purpose and surprising solutions, translating innovation and high-tech performance into emotional perception. And create products that are perfect for both outdoor and indoor, or products for the office space that have an exciting, fascinating design.



↑ Atelier Cazzaro costruzioni, Padova

Knowledge and manufacturing

The Artemide collections are a unique blend of values and competences: the company's approach to human and responsible light is combined with design and material savoir faire to create a mix of next-generation technology, industry 4.0 and ancient wisdoms – a perfect expression of sustainable design.
Every Artemide product is completely developed in our Pregnana Milanese headquarter and made in Europe, to guarantee the best results of quality and conformity to international standards. Certified laboratories support research and every stage of the product development, from the preliminary study until the final release.
The culture of the project, the true value of Italian design, is the unique coincidence of scientific, technical and humanistic heritage knowledge.
Innovation, born from an interdisciplinary culture, is nourished by research and scientific thought, that is the ability to see things differently than before.





Patents of invention

Artemide opens up important research issues connected with photonics and new technologies to outline a future vision, a new way to interpret and experience light.
The time for technological transfer - from research to implementation - is gradually shrinking. All our patents of inventions are immediately applied to the catalogue's products.



Bespoke products

↗ Audi City Lab, Milan

↗ BIG Offices, New York

The world of project is our world. Project is our strong skill and we are always eager to work with new partners that can give us the opportunity to create special products. We can develop custom product solutions, both starting from existing versions and by designing and producing bespoke items. We have a dedicated custom department working together with the Research, Development and Innovation staff, to create new and different solutions and support them with services and intelligence.



↗ Attimi by Heinz Beck



↗ National Bank of Kuwait, Kuwait City



↗ Office, Milan



↗ La Porta, Malpensa



↗ San Satiro, Milan



↗ Pietà Rondanini Museum, Milan



↗ Louvre, Abu Dhabi

Smart environment

↳ We turn spaces into places

Light is a key medium in the relation between people and their space. It can provide new experiences and emotions requalifying our spaces and making us authors and protagonists of a social landscape.
Light reinforces our sense of belonging by turning every space in the place we want it to be.



Light has two identities

↳ Light is wavelenght

Light is wavelength. It is an invisible physical phenomenon that makes the world visible. Good light can follow and sustain the rhythmic flow of the lives, behavior and emotions of individuals by introducing them to a broader dimension for a new perceptive experience.
In its continuous relation between humanity and the environment, light is a material for the construction of space, delimiting territoriality and influencing our state of mind. Light has significant repercussions on the feeding of nature by helping its growth and favouring the photobiological processes that guarantee its survival.

↳ Light is quanta

Light is energy and it can also transmit data, information and intelligence sustaining man to interpret the space he lives in. Photonics is the science of the new millennium and it's remodeling the world as we know it. New technologies are developing at a tremendous speed, revolutionizing the design limits of light.

We design interactivity to generate interactions

Freedom

People are different, and so is their approach with light.
That's why we offer different solutions to manage this relationship: from the physical analogic interaction to the digital one made of sensors and apps, ours is a very simple principle: everyone must be free to determine his/her approach with light.
We are constantly developing new generations of products that express a parametric human-centered vision, in order to achieve a dynamic and positive experience.

→ Artemide App

→ Geo LI-FI



Artemide APP

Artemide designs products and services to allow a more advanced and flexible use thereof.
The Artemide App is a user-friendly and intuitive interface that can be used as a daily tool for private use and as well as a project variable for workplace and retail, public and urban spaces. Man is the centre of the project, the orchestra director of his light concerto.
All Artemide products can be Artemide App compatible.

→ **Managing up to 500 lighting fixtures, single or in groups**

→ **Connecting with Bluetooth Low Energy**

→ **Distance: bluetooth Android 25-30 m, Apple 15 m**

→ Cloud backup

→ Secured personal access

→ Multi-user: 1 administrator, more guests

→ Multidevices control for the same network

→ For tablet and smartphone

→ Bluetooth interface for DALI products - 40 addresses

→ 10 Static scenarios

→ 15 Dynamic scenarios

→ Scheduling

→ News channel

→ Interactive Experience

Emissions



Dynamic Scenes



Motion Sensor

Vocal Control
Amazon Alexa
Google Home

→ Parametric Experience

Environmental Quality



Heat map



Daylight Sensor

Target Point

Circadian Rythm

Geo LI-FI

Artemide is able not only to design the right light for every space but also to propose innovative applications of the Geo Li-Fi technology introducing specific multi-level solutions for any application fields, generating unexpected experiences for engagement, interaction and inspiration.
Geo Li-Fi technology is not a product-specific standard solution but an open platform for the creation of new services. It's capable to be integrated into multiple products and systems within Artemide collections to combine the perfect lighting solution with an innovative interpretation of interaction.
The Geo LI-Fi App, especially designed by Artemide, processes and transforms the contents received through light into useful information, services, or interactions. It can also refer to external links, thus acting as a bridge towards more in-depth analyses that help us to interpret and understand spaces we live in.
It is able to support a contextualized, real-time and tailored experience for the single user giving the possibility to select specific information, marketing and communication contents.
They can be related for example to what we are lighting or directions to drive visitors through spaces.
Geo Li-Fi ensures much greater precision in tracking the position – within a few centimetres, rather than one metre. This allows very accurate and punctual localization of the position of the signal receiver.
The Geo Li-Fi technology can be used to provide information, as well as to collect data: it allows to create heat maps that recognize people in space, track their positions, record motion times and generate useful information on space use. It therefore works as a service for space users and as a tool for space operators.

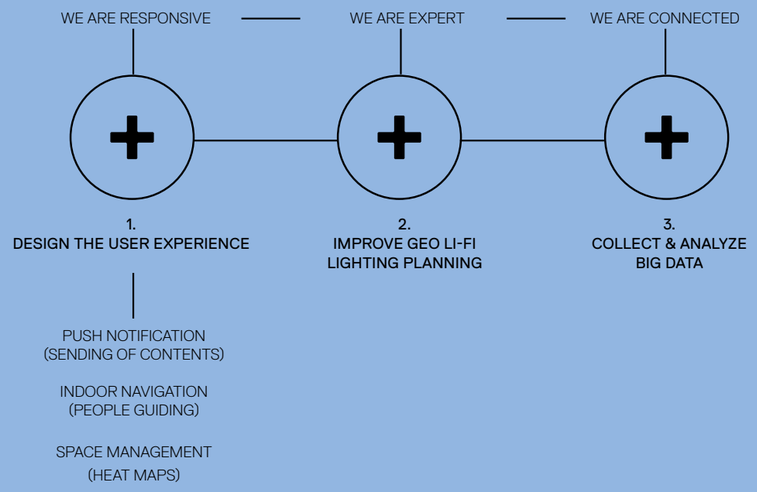





With Geo Li-Fi data is transmitted by the lamp through visible light, which is modulated according to the 0-1 binary signal, at the basis of all digital electronic communication. While the frequency of these light impulses cannot be perceived by the human eye, it generates a signal that the camera of any smart device can receive. Communication travels one way (from the lighting appliance to the device) and the bit rate is limited. The transmitted information should be quite "light" and therefore simple. It can be a static content, such as a message or an image, as well dynamic one, such as a video.

Two configurators
A.24
Alphabet of Light

Artemide provides tools to support the end customer and especially the lighting professionals in choosing the best lighting solution.
For an intuitive composition of the most complex systems, Artemide offers innovative and complete configurators on its website.
A24 and Alphabet of Light System Configurator are useful tools to simplify the design of your composition.
After defining the layout of the space, the desired system can be created by reconstructing it with a practical drag and drop of the various modules available.
Once the project is completed, the system returns a complete datasheet with all the details to proceed with the order.

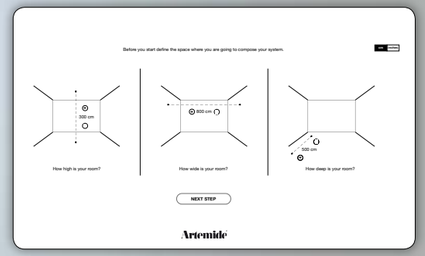

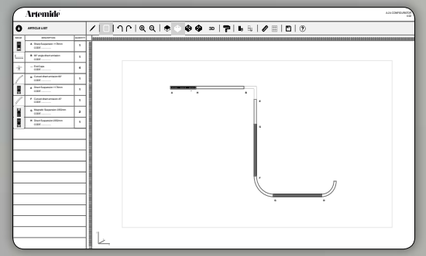



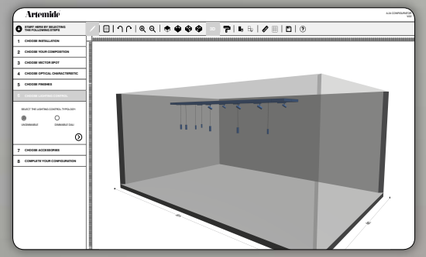



↳ Indoor

Projector ↳



Vector 44
Picto 82
LoT 96
Cata 112
Olmo 128
Hoy 136
Caelum 158
Una Pro 170
37 Cube 182
Pad 186
Track 194







Vector

Carlotta de Bevilacqua
↪ 2017

For further information on Vector
↪ visit artemide.com









Vector colors



White

01



Black

04



Brushed Copper

18



Brushed Bronze

20



Brushed Silver

15

→ Fast delivery

→ Delivery time on demand



Vector
color temperatures



→ Fast delivery



→ Delivery time on demand

Artemide
App
↳on request

Magnetic track

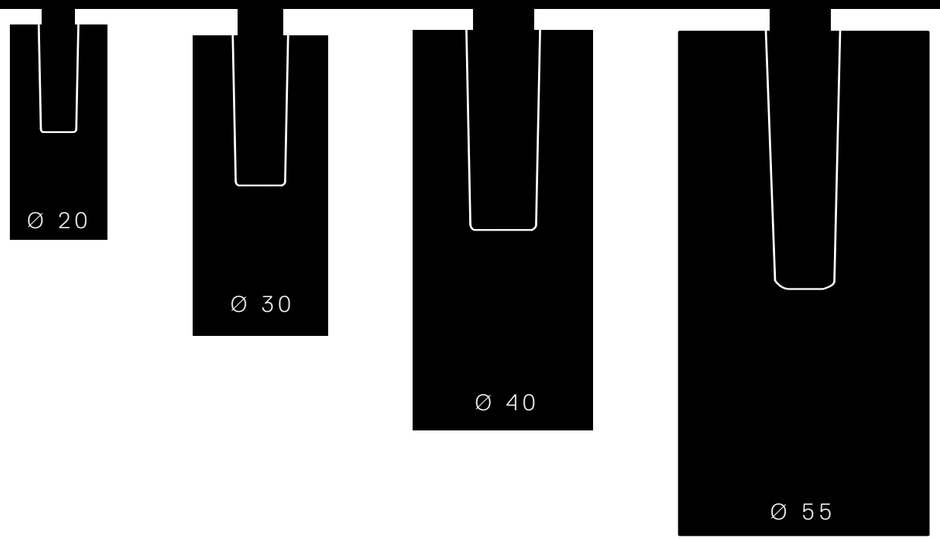

3-phaseTrack

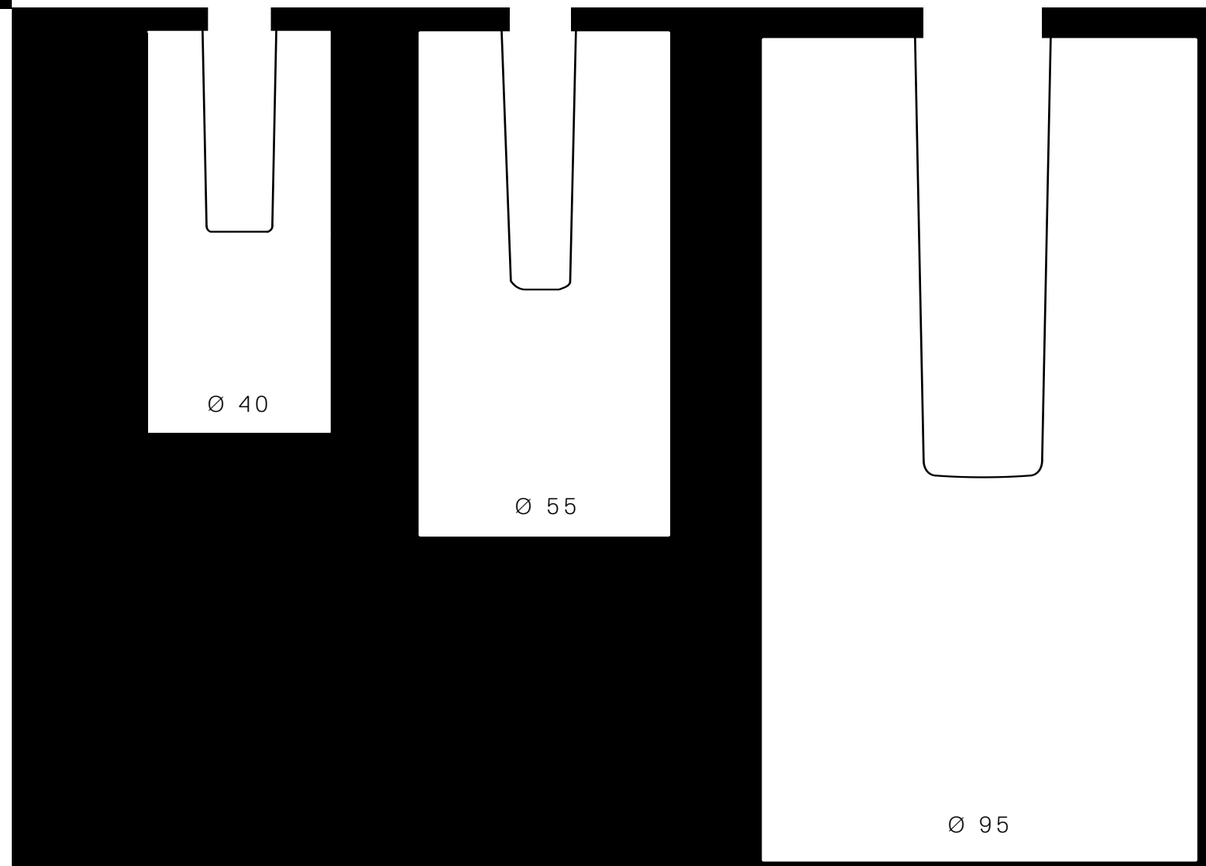

Vector dimensions

Vector
is balanced

THE JUNCTION ARM IS INTEGRATED WITH THE SPOTLIGHT BODY.
THE CENTER OF BALANCE IS PERFECTLY ALIGNED WITH THE TRACK.
THE PIVOTING OF THE BODY AND THE ARM ORIENTATION ARE LOCKABLE.

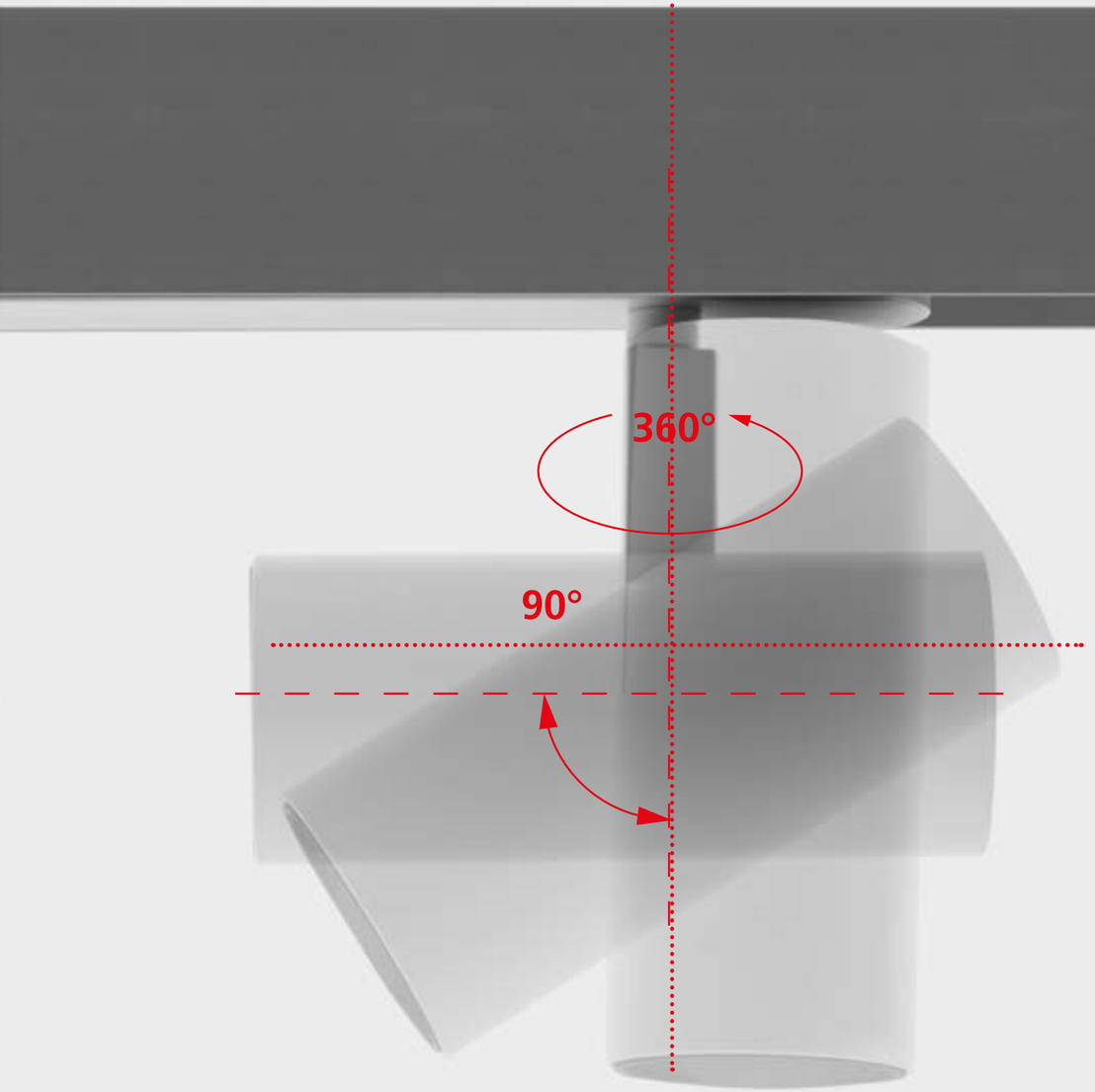

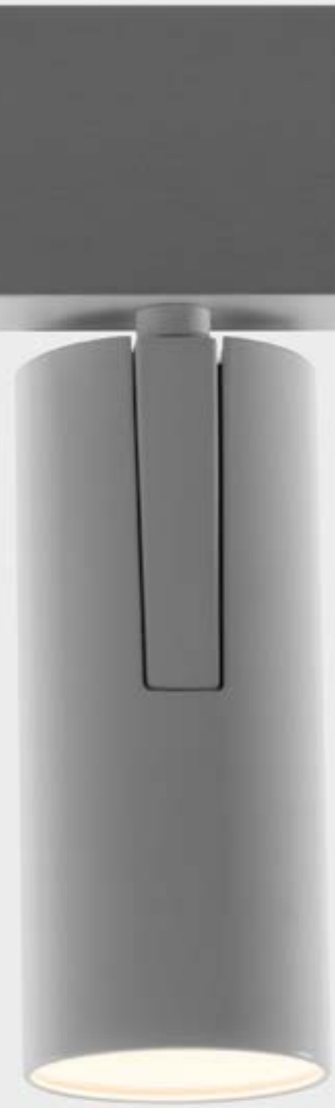



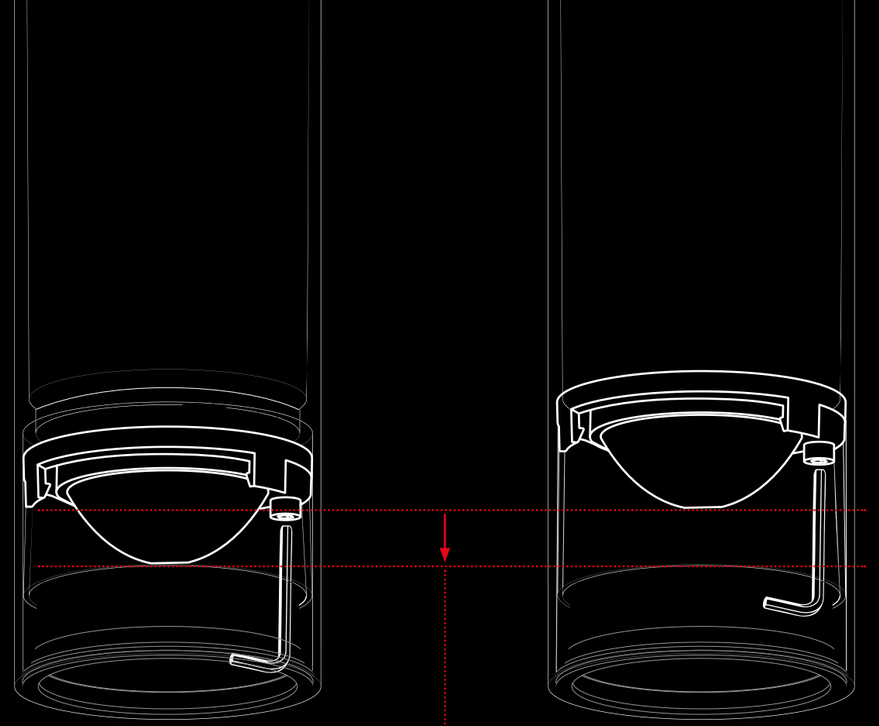

Flood
22°
660 lm

Wide Flood
32°
1137 lm

Vector 55 zoom



ANTI-DAZZLE LOUVRE



ACCESSORIES HOLDER

LENS FOR ELLIPTICAL EMISSION
SOFT FILTER



ADJUSTABLE DOWSERS

POSSIBILITY TO INSTALL UP TO 3 ACCESSORIES

Vector 40 / 55 multiple accessories

Vector typologies

3-PHASE TRACK



VECTOR 40



S 13° 10W 540 lm | F 20° 10W 584 lm | WF 28° 10W 528 lm



VECTOR 55



S 16° 25W 1492 lm | F 22° 25W 1465 lm | WF 32° 25W 1596 lm



VECTOR 55 ZOOM



F 22°- WF 32° 23W 660 - 1137 lm



VECTOR 95



S 16° 31W 2870 lm | F 24° 31W 2880 lm | WF 60° 31W 2870 lm

MAGNETIC TRACK



VECTOR 20



S 10° 2W 175 lm | F 24° 2W 160 lm | WF 32° 2W 140 lm



VECTOR 30



S 6° 6W 475 lm | F 24° 6W 450 lm | WF 40° 6W 425 lm



VECTOR 40



S 13° 10W 540 lm | F 20° 10W 584 lm | WF 28° 10W 528 lm



VECTOR 55



S 16° 26W 1492 lm | F 22° 26W 1465 lm | WF 32° 26W 1596 lm



VECTOR 55 ZOOM



F 22°- WF 32° 23W 660 - 1137 lm

SEMI-RECESSED



VECTOR 40



S 13° 8W 540 lm | F 20° 8W 584 lm | WF 28° 8W 528 lm



VECTOR 55



S 16° 21W 1492 lm | F 22° 21W 1465 lm | WF 32° 21W 1596 lm

RECESSED



VECTOR 40



S 13° 8W 540 lm | F 20° 8W 584 lm | WF 28° 8W 528 lm



VECTOR 55



S 16° 17,5W 1248 lm | F 22° 17,5W 1225 lm | WF 32° 17,5W 1356 lm

MAGNETIC TRACK PENDANT



VECTOR 40 PENDANT



S 13° 10W 540 lm | F 20° 10W 584 lm | WF 28° 10W 528 lm



VECTOR 55 PENDANT



S 16° 26W 1492 lm | F 22° 26W 1465 lm | WF 32° 26W 1596 lm

Vector
↳ 3-phase track



VECTOR 40



VECTOR 55



VECTOR 95

White **01** Fast delivery · Black **04** Fast delivery · Brushed Silver **15** · Brushed Copper **18** · Brushed Bronze **20** Delivery time on demand · S · F · WF · Delivery time on demand 2700K / 4000K · MacAdam 3SDCM *MacAdam 2SDCM CRI = 90 · IP20 90° 360°

VECTOR 40 3-PHASE TRACK

Track slim adapter W	Beam	Flux	CCT	Undimmable Code	Dimmable DALI Code
10 W	S 13°	540 lm	2700K	**AN011.** 01/04 15/18/20	**AN016.** 01/04 15/18/20
			3000K	**AN001.** 01/04 15/18/20	**AN006.** 01/04 15/18/20
			4000K	**AN051.** 01/04 15/18/20	**AN056.** 01/04 15/18/20
	*F 20°	584 lm	2700K	**AN012.** 01/04 15/18/20	**AN017.** 01/04 15/18/20
			3000K	**AN002.** 01/04 15/18/20	**AN007.** 01/04 15/18/20
			4000K	**AN052.** 01/04 15/18/20	**AN057.** 01/04 15/18/20
	*WF 28°	528 lm	2700K	**AN013.** 01/04 15/18/20	**AN018.** 01/04 15/18/20
			3000K	**AN003.** 01/04 15/18/20	**AN008.** 01/04 15/18/20
			4000K	**AN053.** 01/04 15/18/20	**AN058.** 01/04 15/18/20



Life L90 (10K) 60500h

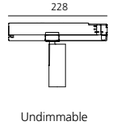

Undimmable



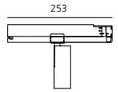

Dimmable DALI

VECTOR 55 TRACK 230V

Track slim adapter W	Beam	Flux	CCT	Undimmable Code	Dimmable DALI Code
25 W	S 16°	1492 lm	2700K	**AN111.** 01/04 15/18/20	**AN116.** 01/04 15/18/20
			3000K	**AN101.** 01/04 15/18/20	**AN106.** 01/04 15/18/20
			4000K	**AN151.** 01/04 15/18/20	**AN156.** 01/04 15/18/20
	F 22°	1465 lm	2700K	**AN112.** 01/04 15/18/20	**AN117.** 01/04 15/18/20
			3000K	**AN102.** 01/04 15/18/20	**AN107.** 01/04 15/18/20
			4000K	**AN152.** 01/04 15/18/20	**AN157.** 01/04 15/18/20
	WF 32°	1596 lm	2700K	**AN113.** 01/04 15/18/20	**AN118.** 01/04 15/18/20
			3000K	**AN103.** 01/04 15/18/20	**AN108.** 01/04 15/18/20
			4000K	**AN153.** 01/04 15/18/20	**AN158.** 01/04 15/18/20



Life L80 (9K)>50000h

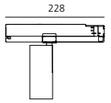

Undimmable



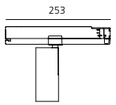

Dimmable DALI

↪ VECTOR 3-PHASE TRACK

White **01** Fast delivery · Black **04** Fast delivery · Brushed Silver **15** · Brushed Copper **18** · Brushed Bronze **20** Delivery time on demand · S · F · WF · Delivery time on demand 2700K / 4000K · MacAdam 3SDCM CRI = 90 · IP20 90° 360°

VECTOR 55 ZOOM TRACK 230V

Track slim adapter W	Beam	Flux	CCT	Dimmable DALI Code
23 W	F 22°-WF 32°	660 - 1137 lm	2700K	**AN119.** 01/04 15/18/20
			3000K	**AN109.** 01/04 15/18/20
			4000K	**AN159.** 01/04 15/18/20



Life L80 (9K)>50000h

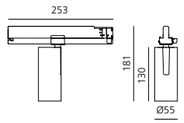

VECTOR 95 TRACK 230V

Track slim adapter W	Beam	Flux	CCT	Undimmable Code	Dimmable DALI Code	Dimmable DALI Eutrac Code
31 W	S 16°	2870 lm	2700K	**AN211.** 01/04 15/18/20	**AN216.** 01/04 15/18/20	**AN316.** 01/04 15/18/20
			3000K	**AN201.** 01/04 15/18/20	**AN206.** 01/04 15/18/20	**AN306.** 01/04 15/18/20
			4000K	**AN251.** 01/04 15/18/20	**AN256.** 01/04 15/18/20	**AN356.** 01/04 15/18/20
	F 24°	2880 lm	2700K	**AN212.** 01/04/ 15/18/20	**AN217.** 01/04 15/18/20	**AN317.** 01/04 15/18/20
			3000K	**AN202.** 01/04 15/18/20	**AN207.** 01/04 15/18/20	**AN307.** 01/04 15/18/20
			4000K	**AN252.** 01/04 15/18/20	**AN257.** 01/04 15/18/20	**AN357.** 01/04 15/18/20
	WF 60°	2870 lm	2700K	**AN213.** 01/04 15/18/20	**AN218.** 01/04 15/18/20	**AN318.** 01/04 15/18/20
			3000K	**AN203.** 01/04 15/18/20	**AN208.** 01/04 15/18/20	**AN308.** 01/04 15/18/20
			4000K	**AN253.** 01/04 15/18/20	**AN258.** 01/04 15/18/20	**AN358.** 01/04 15/18/20



Life L80 (9K)>50000h

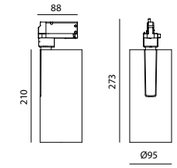

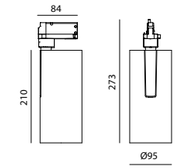

Eutrac version

Accessories	Color	Vector 40 Code	Vector 55 Code	Vector 95 Code
	Accessories holder	**AP90100**	**AP91100**	**AP92100**
	Lens for elliptical emission	**AP90200**	**AP91200**	**M282007**
	Soft filter	**AP90300**	**AP91300**	**M056807**
	Anti-dazzle louvre	**AP90400**	**AP91400**	**M282100**
	Adjustable dowsers ●		**AP91500**	**M059910**

Vector
↪ Recessed








↪ VECTOR RECESSED

White **01** Black **04** — Fast delivery

Brushed Silver **15** Brushed Copper **18** Brushed Bronze **20** — Delivery time on demand

S F WF

Driver 700/500mA SELV supplied separately.
Fitting to be completed with trimless recessed structure.

MacAdam 3SDCM
*MacAdam 2SDCM
CRI = 90

Delivery time on demand
2700K / 4000K

IP20
90°
360°

VECTOR 40 RECESSED

W	Beam	Flux	CCT	Code
8 W	S 13°	540 lm	2700K	**AP521.** 01/04 15/18/20
			3000K	**AP501.** 01/04 15/18/20
			4000K	**AP551.** 01/04 15/18/20
	*F 20°	584 lm	2700K	**AP522.** 01/04 15/18/20
			3000K	**AP502.** 01/04 15/18/20
			4000K	**AP552.** 01/04 15/18/20
	*WF 28°	528 lm	2700K	**AP523.** 01/04 15/18/20
			3000K	**AP503.** 01/04 15/18/20
			4000K	**AP553.** 01/04 15/18/20



Life L90 (10K) 60500h



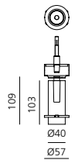

VECTOR 55 RECESSED

W	Beam	Flux	CCT	Code
17,5 W	S 16°	1248 lm	2700K	**AP531.** 01/04 15/18/20
			3000K	**AP511.** 01/04 15/18/20
			4000K	**AP561.** 01/04 15/18/20
	F 22°	1225 lm	2700K	**AP532.** 01/04 15/18/20
			3000K	**AP512.** 01/04 15/18/20
			4000K	**AP562.** 01/04 15/18/20
	WF 32°	1356 lm	2700K	**AP533.** 01/04 15/18/20
			3000K	**AP513.** 01/04 15/18/20
			4000K	**AP563.** 01/04 15/18/20



Life L80 (9K)>50000h



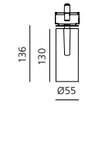

	Vector 40 Code	Vector 55 Code
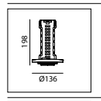 Trimless recessed structure	**AP50000**	**AP50000**
 Optional trim frame Ø 108	**AP590.** 01/04	**AP591.** 01/04

	Driver	Vac	Lmm	Wmm	Hmm		Code
Vector 40	15-32W 700mA*	220-240	146,5	43,5	22	Undimmable	**DV1030**
Vector 55	15-32W 500mA	220-240	146,5	43,5	22	Undimmable	**DV1030**
Vector 40	11-25W 700mA	220-240	164	38	24,5	Dimmable DALI	**DV1031**
Vector 55	11-25 W 500mA	220-240	164	38	24,5	Dimmable DALI	**DV1031**

* 1 Driver for Max 3 Spots

Vector
↪ Semi-recessed



↪ VECTOR SEMI-RECESSED

White **01** Black **04** — Fast delivery

Brushed Silver **15** Brushed Copper **18** Brushed Bronze **20** — Delivery time on demand

S F WF

Driver supplied separately.
Vector 40: 700mA
Vector 55: 600mA

MacAdam 3SDCM
*MacAdam 2SDCM
CRI = 90

Delivery time on demand
2700K / 4000K

IP20
90°
360°

VECTOR 40 SEMI-RECESSED

W	CRI	Beam	Flux	CCT	Code
8 W	90	S 13°	540 lm	2700K	**AP621.** 01/04 15/18/20
				3000K	**AP601.** 01/04 15/18/20
				4000K	**AP651.** 01/04 15/18/20
		*F 20°	584 lm	2700K	**AP622.** 01/04 15/18/20
				3000K	**AP602.** 01/04 15/18/20
				4000K	**AP652.** 01/04 15/18/20
		*WF 28°	528 lm	2700K	**AP623.** 01/04 15/18/20
				3000K	**AP603.** 01/04 15/18/20
				4000K	**AP653.** 01/04 15/18/20



Life L90 (10K) 60500h

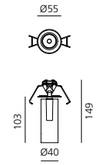

VECTOR 55 SEMI-RECESSED

W	CRI	Beam	Flux	CCT	Code
21W	90	S 16°	1492 lm	2700K	**AP631.** 01/04 15/18/20
				3000K	**AP611.** 01/04 15/18/20
				4000K	**AP661.** 01/04 15/18/20
		F 22°	1465 lm	2700K	**AP632.** 01/04 15/18/20
				3000K	**AP612.** 01/04 15/18/20
				4000K	**AP662.** 01/04 15/18/20
		WF 32°	1596 lm	2700K	**AP633.** 01/04 15/18/20
				3000K	**AP613.** 01/04 15/18/20
				4000K	**AP663.** 01/04 15/18/20



Life L80 (9K)>50000h

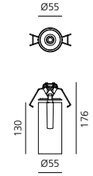

	Driver	Vac	L_{mm}	W_{mm}	H_{mm}			Code
Vector 40	15-32W 700mA*	220-240	146,5	43,5	22	⧈	Undimmable	**DV1030**
Vector 55	15-32W 600mA	220-240	146,5	43,5	22	⧈	Undimmable	**DV1030**
Vector 40	11-25 W 700mA	220-240	164	38	24,5	⧈	Dimmable DALI	**DV1031**
Vector 55	11-25 W 600mA	220-240	164	38	24,5	⧈	Dimmable DALI	**DV1031**

* 1 Driver for Max 3 Spots

Vector
↳ Magnetic track

VECTOR MAGNETIC TRACK

White **01** Fast delivery | Black **04** Fast delivery

Brushed Silver **15** | Brushed Copper **18** | Brushed Bronze **20** — Delivery time on demand

S | F | WF

Delivery time on demand
2700K / 4000K

MacAdam 3SDCM
CRI = 80

IP20
90°
360°

VECTOR 20 MAGNETIC

W	Beam	Flux	CCT	Dimmable DALI Code
2 W	S 10°	175 lm	2700K	**AP711.** 01/04 15/18/20
			3000K	**AP701.** 01/04 15/18/20
			4000K	**AP751.** 01/04 15/18/20
	F 24°	160 lm	2700K	**AP712.** 01/04 15/18/20
			3000K	**AP702.** 01/04 15/18/20
			4000K	**AP752.** 01/04 15/18/20
	WF 32°	140 lm	2700K	**AP713.** 01/04 15/18/20
			3000K	**AP703.** 01/04 15/18/20
			4000K	**AP753.** 01/04 15/18/20



Life L90 (6K) >36300h

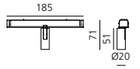

VECTOR 30 MAGNETIC

W	Beam	Flux	CCT	Dimmable DALI Code
6 W	XS 6°	475 lm	2700K	**AP811.** 01/04 15/18/20
			3000K	**AP801.** 01/04 15/18/20
			4000K	**AP851.** 01/04 15/18/20
	F 24°	450 lm	2700K	**AP812.** 01/04 15/18/20
			3000K	**AP802.** 01/04 15/18/20
			4000K	**AP852.** 01/04 15/18/20
	WF 40°	425 lm	2700K	**AP813.** 01/04 15/18/20
			3000K	**AP803.** 01/04 15/18/20
			4000K	**AP853.** 01/04 15/18/20



Life L90 (10K)>60500h

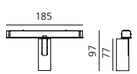

VECTOR MAGNETIC TRACK

White **01** Fast delivery | Black **04** Fast delivery

Brushed Silver **15** | Brushed Copper **18** | Brushed Bronze **20** — Delivery time on demand

S | F | WF

Delivery time on demand
2700K / 4000K

MacAdam 3SDCM
*MacAdam 2SDCM
CRI = 90

IP20
90°
360°

VECTOR 40 MAGNETIC

W	Beam	Flux	CCT	Dimmable DALI Code
10 W	S 13°	540 lm	2700K	**AP011.** 01/04 15/18/20
			3000K	**AP001.** 01/04 15/18/20
			4000K	**AP051.** 01/04 15/18/20
	*F 20°	584 lm	2700K	**AP012.** 01/04 15/18/20
			3000K	**AP002.** 01/04 15/18/20
			4000K	**AP052.** 01/04 15/18/20
	*WF 28°	528 lm	2700K	**AP013.** 01/04 15/18/20
			3000K	**AP003.** 01/04 15/18/20
			4000K	**AP053.** 01/04 15/18/20



Life L90 (10K) 60500h

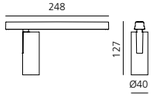

VECTOR 55 MAGNETIC

W	Beam	Flux	CCT	Dimmable DALI Code
26 W	S 16°	1492 lm	2700K	**AP111.** 01/04 15/18/20
			3000K	**AP101.** 01/04 15/18/20
			4000K	**AP151.** 01/04 15/18/20
	F 22°	1465 lm	2700K	**AP112.** 01/04 15/18/20
			3000K	**AP102.** 01/04 15/18/20
			4000K	**AP152.** 01/04 15/18/20
	WF 32°	1596 lm	2700K	**AP113.** 01/04 15/18/20
			3000K	**AP103.** 01/04 15/18/20
			4000K	**AP153.** 01/04 15/18/20



Life L80 (9K)>50000h

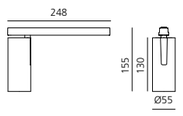

Accessoires	Color	Vector 40 Code	Vector 55 Code
 Accessories holder		**AP90100**	**AP91100**
 Lens for elliptical emission		**AP90200**	**AP91200**
 Soft filter		**AP90300**	**AP91300**
 Anti-dazzle louvre		**AP90400**	**AP91400**
 Adjustable dowsers	●		**AP91500**

VECTOR MAGNETIC TRACK

White **01** Black **04** — Fast delivery

Brushed Silver **15** Brushed Copper **18** Brushed Bronze **20** — Delivery time on demand

S F WF

Delivery time on demand
2700K / 4000K

MacAdam 3SDCM
CRI = 90

IP20
90°
360°

VECTOR 55 ZOOM MAGNETIC

W	Beam	Flux	CCT	Dimmable DALI Code
23 W	F 22°-WF 32°	660 - 1137 lm	2700K	**AP114.** 01/04 15/18/20
			3000K	**AP104.** 01/04 15/18/20
			4000K	**AP154.** 01/04 15/18/20



Life L80 (9K)>50000h



VECTOR 40 PENDANT MAGNETIC

W	Beam	Flux	CCT	Dimmable DALI Code
10 W	S 13°	540 lm	2700K	**AP211.** 01/04 15/18/20
			3000K	**AP201.** 01/04 15/18/20
			4000K	**AP251.** 01/04 15/18/20
	F 20°	584 lm	2700K	**AP212.** 01/04 15/18/20
			3000K	**AP202.** 01/04 15/18/20
			4000K	**AP252.** 01/04 15/18/20
	WF 28°	528 lm	2700K	**AP213.** 01/04 15/18/20
			3000K	**AP203.** 01/04 15/18/20
			4000K	**AP253.** 01/04 15/18/20



Life L90 (10K) 60500h

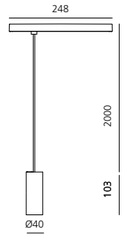

VECTOR 55 PENDANT MAGNETIC

W	Beam	Flux	CCT	Dimmable DALI Code
26 W	S 16°	1492 lm	2700K	**AP311.** 01/04 15/18/20
			3000K	**AP301.** 01/04 15/18/20
			4000K	**AP351.** 01/04 15/18/20
	F 22°	1465 lm	2700K	**AP312.** 01/04 15/18/20
			3000K	**AP302.** 01/04 15/18/20
			4000K	**AP352.** 01/04 15/18/20
	WF 32°	1596 lm	2700K	**AP313.** 01/04 15/18/20
			3000K	**AP303.** 01/04 15/18/20
			4000K	**AP353.** 01/04 15/18/20



Life L80 (9K)>50000h

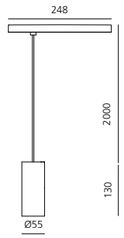





Picto

Studio Artemide
↪ 2013



Showroom Poltrona Frau

Series of high-output LED adjustable projectors.

2 colours available.

Optical units available in 3 sizes, depending on the light source: 70 mm, 100 mm, 125 mm.

Defined narrow beams in the LED version, thanks to the hybrid optical system (Picto 125).

Picto 125 High Flux uses a high-yield reflective optical unit.

The new Picto High Flux improves the performance thanks to the high installed power and its high efficiency.

Picto 125 Tuneable White (LED): colour temperature can be adjusted from 2,900K to 5,500K – CRI>91 (min).

Adjustability: -90°/+90°, rotation up to 355°.

Precise aiming of the projectors, thanks to advanced locking system.

Wide range of accessories: UV filters, chromatic filters, louvres, asymmetric diffuser, adjustable dowsers, Gobo to project images or control shape of beam.

2 installation options: with 3-circuit track adapter (available for ceiling mounted option), or base plate for ceiling mounting.

Electronic power supply: with DALI dimmable, or non-dimmable options.

Materials: injection-moulded aluminium head, aluminium or polymer body, pure aluminium reflectors.

Compliant to EN60598-1 standard and other specific regulations.

For further information on Picto
↪ visit artemide.com

Picto colors



White

01



Black

04

Picto accessory



White

01



Black

04









Fondazione Feltrinelli, Milan 2017 - Arch. Herzog & De Meron

↳ PICTO 70

White **01** Black **04** S F WF XF

220/240Vac 50/60Hz
electronic ballast included.

MacAdam 2SDCM
Life L80 (9K)>50000h
CRI=90

IP20
850°
-90° 90° 355°

Vertical					Undimmable	DALI dimmable
W	Weight	Beam	Flux	CCT	Code	Code
20 W	1,20 kg	S 14°	1095 lm	3000K	**AD017.** 01/04	**AD037.** 01/04
			1349 lm	4000K	**AD018.** 01/04	**AD038.** 01/04
		F 35°	1753 lm	3000K	**AD011.** 01/04	**AD031.** 01/04
			1806 lm	4000K	**AD014.** 01/04	**AD034.** 01/04
		WF 43°	1780 lm	3000K	**AD012.** 01/04	**AD032.** 01/04
			1834 lm	4000K	**AD015.** 01/04	**AD035.** 01/04
		XF 50°	1822 lm	3000K	**AD013.** 01/04	**AD033.** 01/04
			1877 lm	4000K	**AD016.** 01/04	**AD036.** 01/04



Vertical Eutrac					Undimmable Eutrac	DALI dimmable Eutrac
W	Weight	Beam	Flux	CCT	Code	Code
20 W	1,20 kg	S 14°	1095 lm	3000K	**AD007.** 01/04	**AD027.** 01/04
			1349 lm	4000K	**AD008.** 01/04	**AD028.** 01/04
		F 35°	1753 lm	3000K	**AD001.** 01/04	**AD021.** 01/04
			1806 lm	4000K	**AD004.** 01/04	**AD024.** 01/04
		WF 43°	1780 lm	3000K	**AD002.** 01/04	**AD022.** 01/04
			1834 lm	4000K	**AD005.** 01/04	**AD025.** 01/04
		XF 50°	1822 lm	3000K	**AD003.** 01/04	**AD023.** 01/04
			1877 lm	4000K	**AD006.** 01/04	**AD026.** 01/04

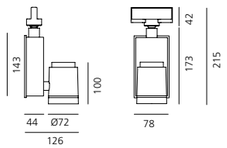

Horizontal					Undimmable	DALI dimmable
W	Weight	Beam	Flux	CCT	Code	Code
20 W	1,20 kg	S 14°	1095 lm	3000K	**AD057.** 01/04	**AD077.** 01/04
			1349 lm	4000K	**AD058.** 01/04	**AD078.** 01/04
		F 35°	1753 lm	3000K	**AD051.** 01/04	**AD071.** 01/04
			1806 lm	4000K	**AD054.** 01/04	**AD074.** 01/04
		WF 43°	1780 lm	3000K	**AD052.** 01/04	**AD072.** 01/04
			1834 lm	4000K	**AD055.** 01/04	**AD075.** 01/04
		XF 50°	1822 lm	3000K	**AD053.** 01/04	**AD073.** 01/04
			1877 lm	4000K	**AD056.** 01/04	**AD076.** 01/04



Horizontal Eutrac					Undimmable Eutrac	DALI dimmable Eutrac
W	Weight	Beam	Flux	CCT	Code	Code
20 W	1,20 kg	S 14°	1095 lm	3000K	**AD047.** 01/04	**AD067.** 01/04
			1349 lm	4000K	**AD048.** 01/04	**AD068.** 01/04
		F 35°	1753 lm	3000K	**AD041.** 01/04	**AD061.** 01/04
			1806 lm	4000K	**AD044.** 01/04	**AD064.** 01/04
		WF 43°	1780 lm	3000K	**AD042.** 01/04	**AD062.** 01/04
			1834 lm	4000K	**AD045.** 01/04	**AD065.** 01/04
		XF 50°	1822 lm	3000K	**AD043.** 01/04	**AD063.** 01/04
			1877 lm	4000K	**AD046.** 01/04	**AD066.** 01/04

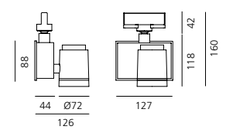

Accessories Picto 70

		Projector	Color	Code
	Accessory-holder	○	●	**M083037**
	+ asymmetric diffuser (black)	●	○	**M083017**
	Accessory-holder	○	●	**M082837**
	+ adjustable dowsers (black)	●	○	**M082817**
	Accessory-holder	○	●	**M083937**
	+ projection lens to control shape of beam	●	○	**M083917**
	Accessory-holder	○	●	**M083837**
	+ projection lens for gobo	●	○	**M083817**
	Gobo to be ordered separately			
	Accessory for ceiling installation	○		**L176320**
		●		**L176330**

↳ PICTO 100

White **01** Black **04** F WF XF

220/240Vac 50/60Hz
electronic ballast included.

MacAdam 2SDCM
Life L80 (9K)>50000h
CRI=90

IP20
850°
-90° 90° 355°

Vertical					Undimmable	DALI dimmable
W	Weight	Beam	Flux	CCT	Code	Code
35 W	2,60 kg	F 28°	2843 lm	3000K	**AD111.** 01/04	**AD131.** 01/04
			2928 lm	4000K	**AD114.** 01/04	**AD134.** 01/04
		WF 42°	2808 lm	3000K	**AD112.** 01/04	**AD132.** 01/04
			2892 lm	4000K	**AD115.** 01/04	**AD135.** 01/04
		XF 63°	2836 lm	3000K	**AD113.** 01/04	**AD133.** 01/04
			2921 lm	4000K	**AD116.** 01/04	**AD136.** 01/04



Vertical Eutrac					Undimmable Eutrac	DALI dimmable Eutrac
W	Weight	Beam	Flux	CCT	Code	Code
35 W	2,60 kg	F 28°	2843 lm	3000K	**AD101.** 01/04	**AD121.** 01/04
			2928 lm	4000K	**AD104.** 01/04	**AD124.** 01/04
		WF 42°	2808 lm	3000K	**AD102.** 01/04	**AD122.** 01/04
			2892 lm	4000K	**AD105.** 01/04	**AD125.** 01/04
		XF 63°	2836 lm	3000K	**AD103.** 01/04	**AD123.** 01/04
			2921 lm	4000K	**AD106.** 01/04	**AD126.** 01/04

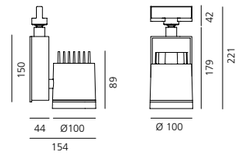

Horizontal					Undimmable	DALI dimmable
W	Weight	Beam	Flux	CCT	Code	Code
35 W	2,60 kg	F 28°	2843 lm	3000K	**AD151.** 01/04	**AD171.** 01/04
			2928 lm	4000K	**AD154.** 01/04	**AD174.** 01/04
		WF 42°	2808 lm	3000K	**AD152.** 01/04	**AD172.** 01/04
			2892 lm	4000K	**AD155.** 01/04	**AD175.** 01/04
		XF 63°	2836 lm	3000K	**AD153.** 01/04	**AD173.** 01/04
			2921 lm	4000K	**AD156.** 01/04	**AD176.** 01/04



Horizontal Eutrac					Undimmable Eutrac	DALI dimmable Eutrac
W	Weight	Beam	Flux	CCT	Code	Code
35 W	2,60 kg	F 28°	2843 lm	3000K	**AD141.** 01/04	**AD161.** 01/04
			2928 lm	4000K	**AD144.** 01/04	**AD164.** 01/04
		WF 42°	2808 lm	3000K	**AD142.** 01/04	**AD162.** 01/04
			2892 lm	4000K	**AD145.** 01/04	**AD165.** 01/04
		XF 63°	2836 lm	3000K	**AD143.** 01/04	**AD163.** 01/04
			2921 lm	4000K	**AD146.** 01/04	**AD166.** 01/04

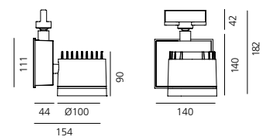

Accessories Picto 100

		Projector	Color	Code
	Accessory-holder	○	●	**M082737**
	+ asymmetric diffuser (black)	●	○	**M082717**
	Accessory-holder	○	●	**M082637**
	+ adjustable dowsers (black)	●	○	**M082617**
	Accessory-holder	○	●	**M081737**
	+ anti-dazzle louvre	●	○	**M081717**
	UV Filter			**M080545**
	Accessory for ceiling installation	○		**L176320**
		●		**L176330**

↪ PICTO 125

White **01** Black **04** | S F WF | 220/240Vac 50/60Hz electronic ballast included. | MacAdam 2SDCM Life L80 (9K)>50000h CRI=90 | **IP**20 **850°** -90° 90° 355°

Picto 125 High Flux					Undimmable	DALI dimmable
W	Weight	Beam	Flux	CCT	Code	Code
68 W	2,60 kg	F 17°	5371 lm	3000K	**AD211.** 01/04	**AD231.** 01/04
			5532 lm	4000K	**AD213.** 01/04	**AD233.** 01/04
		WF 41°	5253 lm	3000K	**AD212.** 01/04	**AD232.** 01/04
			5411 lm	4000K	**AD214.** 01/04	**AD234.** 01/04



Picto 125 High Flux Eutrac					Undimmable Eutrac	DALI dimmable Eutrac
W	Weight	Beam	Flux	CCT	Code	Code
68 W	2,60 kg	F 17°	5371 lm	3000K	**AD201.** 01/04	**AD221.** 01/04
			5532 lm	4000K	**AD203.** 01/04	**AD223.** 01/04
		WF 41°	5253 lm	3000K	**AD202.** 01/04	**AD222.** 01/04
			5411 lm	4000K	**AD204.** 01/04	**AD224.** 01/04

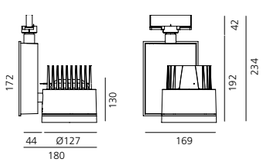

Picto 125					Undimmable	DALI dimmable
W	Weight	Beam	Flux	CCT	Code	Code
46 W	2,60 kg	F 17°	3972 lm	3000K	**AD311.** 01/04	**AD331.** 01/04
			4091 lm	4000K	**AD313.** 01/04	**AD333.** 01/04
		WF 41°	3976 lm	3000K	**AD312.** 01/04	**AD332.** 01/04
			4095 lm	4000K	**AD314.** 01/04	**AD334.** 01/04

Picto 125 Eutrac					Undimmable Eutrac	DALI dimmable Eutrac
W	Weight	Beam	Flux	CCT	Code	Code
46 W	2,60 kg	F 17°	3972 lm	3000K	**AD301.** 01/04	**AD321.** 01/04
			4091 lm	4000K	**AD303.** 01/04	**AD323.** 01/04
		WF 41°	3976 lm	3000K	**AD302.** 01/04	**AD322.** 01/04
			4095 lm	4000K	**AD304.** 01/04	**AD324.** 01/04

Accessories

		Projector	Color	Code
	Accessory-holder + asymmetric diffuser (black)	○	●	**M083137**
		●	○	**M083117**
	Accessory-holder + adjustable dowsers (black)	○	●	**M082937**
		●	○	**M082917**
	Accessory-holder + anti-dazzle louvre	○	●	**M083337**
		●	○	**M083317**
	Accessory-holder + IR filter	○	●	**M083537**
		●	○	**M083517**
	Accessory-holder + lens for ellittical emission	○	●	**M083437**
		●	○	**M083417**

		Projector	Color	Code
	Accessory-holder + chromatic filter Warmtone	○	●	**M083637**
		●	○	**M083617**
	Accessory-holder + chromatic filter Coldtone	○	●	**M083737**
		●	○	**M083717**
	UV Filter			**M080535**
	Accessory for ceiling installation	○		**L176320**
		●		**L176330**

↪ PICTO 125 TUNABLE WHITE

White **01** Black **04** | S WF | 220/240Vac 50/60Hz electronic ballast included. *manual adjustment with potentiometer | MacAdam 2SDCM Life L80 (9K)>50000h CRI=93 | **IP**20 **850°** -90° 90° 355°

Picto 125 TW					Manual adjustment	DALI 8 dimmable
W	Weight	Beam	Flux	CCT	Code	Code
32 W	2,60 kg	S 18°	1233 lm	2900K-5500K	**AD411.** 01/04	**AD431.** 01/04
		WF 37°	1157 lm	2900K-5500K	**AD412.** 01/04	**AD432.** 01/04



Picto 125 TW Eutrac					*Manual adjustment	DALI 8 dimmable
W	Weight	Beam	Flux	CCT	Code	Code
32 W	2,60 kg	S 18°	1233 lm	2900K-5500K	**AD401.** 01/04	**AD421.** 01/04
		WF 37°	1157 lm	2900K-5500K	**AD402.** 01/04	**AD422.** 01/04

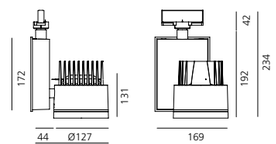

TW®
Artemide Tunable White

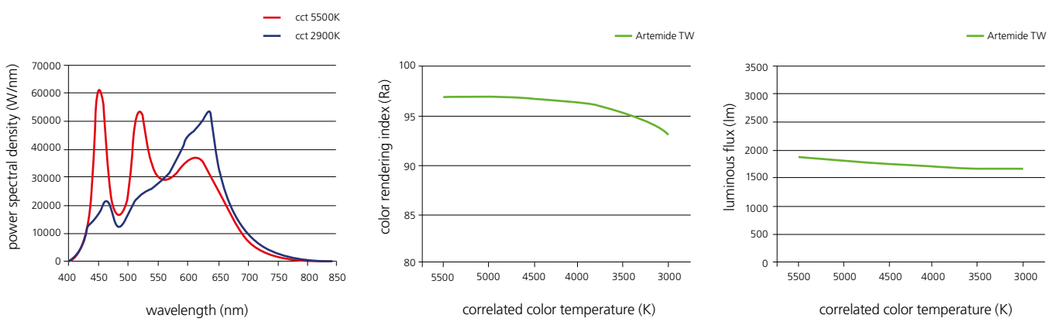





Schusev State Museum of Architecture, Moscow 2018

LoT

Tapio Rosenius
↪ 2016





→ Patent of invention



LoT
↳ RGB white

LoT is a universal projector that changes the beam angles of emissions and flows dynamically, and produces coloured ambient light.

It is a multi-focal projector that ensures utmost flexibility with minimal dimensions.

Its dynamic luminous beam does not imply any mechanical movements, but is rather the result of innovative optoelectronic design. Seven lenses define four base beam angles and, when combined, can modulate countless beam angles and intensities through current change.

A well-calibrated mix of currents allows to adjust the beam angles of the emissions and to manage all intermediate angles with a very high resolution. Fluid and gradual changes are thus perceived through the management of a single DMX channel. 1 DMX channel is dedicated to adjusting the light intensity.

In addition to the white light projector function, LoT can produce coloured ambient light in the RGBW mode through 4 additional dedicated channels.

Uses TIR lenses.

The special heat sink allows to adjust the lighting power to ensure excellent illumination up to a 5 m distance.

Specifications and details can be obtained from the Artemide sales office.

For further information on LoT
↳ visit artemide.com



LoT

DMX

The LoT is an DMX RDM enabled device.

DMX stands for Digital Multiplex. It is simply a standard system of controlling lighting equipment and accessories.

The Remote Device Management or RDM is a protocol enhancement to USITT DMX512 and enables the bi-directional communication between a lighting controller and the connected RDM devices over a standard DMX line, for simple, convenient commissioning. The protocol allows the configuration (setting of the start address, patching, load personalities), status monitoring, firmware update and management of these devices.

The wiring infrastructure for DMX has been precisely defined and all installers must follow these rules. Pls refer to the Artemide DMX Brochure for detailed information.

The LoT fixtures can be controlled with Standard DMX controllers (not RDM enabled) as the DSC30 NL19030 or the DSC60 NL19081.The setup of the parameters has to be carried out with a RDM controller during or before the installation.

For smaller installations with small quantities, Artemide offers the possibility for a pre-setup (addressing,...) of the DMX RDM fixtures.

Artemide offers the on-site support for the RDM setup and the programming of the system. Refer to the technical department of Artemide SpA for further information or assistance.

CONFIGURATION FOR UP TO 32 LOT

At the beginning of every DMX line there must be a single DMX controller / transmitter.

This can have a max. of 32 standard devices connected over a max. cable length of 300m in a multi-drop bus topology commonly called a “daisy chain”.

The last DMX512 Output needs to be terminated with a 120 ohms resistor joining pins + and -.



CONFIGURATION FOR HANDLING MORE THAN 32 LOT

If more devices are required then a DMX splitter should be used.

The output of a DMX splitter is considered a new DMX line, with the same rules applying.

At the end of each DMX line a terminator should be fitted.

DMX fixtures are linked by ‘daisy-chaining’ cables; Y-Splits are not possible.

Pls. use RDM enabled DMX splitter for RDM light fixtures.

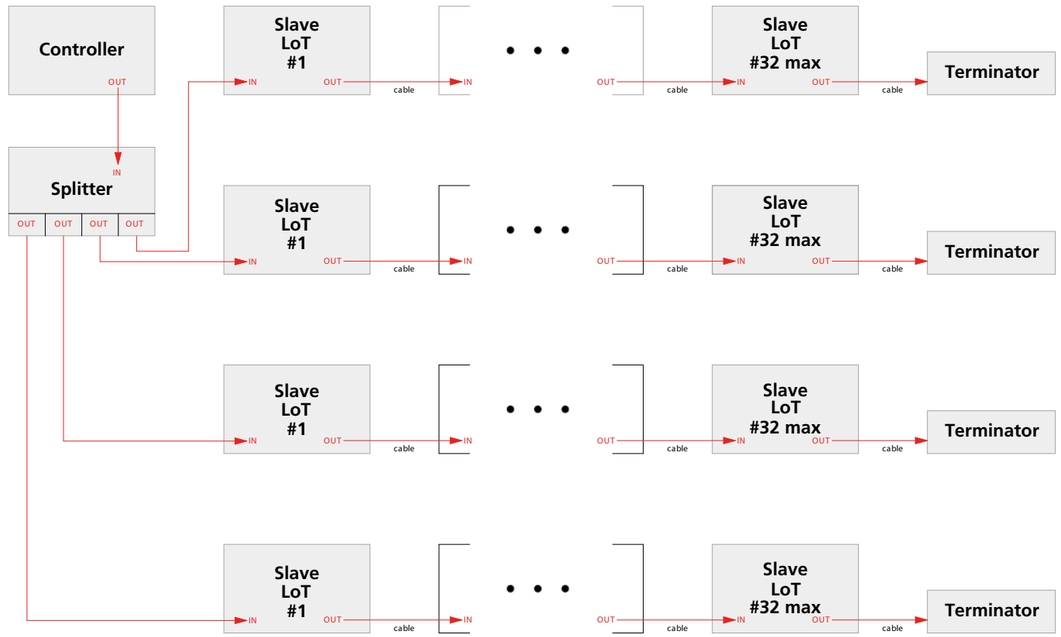

DMX Channels

	CH 1 Beam	CH 2 Intensty	CH 3 Red	CH 4 Green	CH 5 Blue	CH 6 White	Flux	W	Beam
	0	255	0	0	0	0	1166 lm	22 W	5°
	50	255	0	0	0	0	2090 lm	36 W	11°
	100	255	0	0	0	0	2240 lm	37 W	28°
	150	255	0	0	0	0	3750 lm	57 W	34°
	175	255	0	0	0	0	3788 lm	55 W	38°
	200	255	0	0	0	0	3821 lm	56 W	42°
	225	255	0	0	0	0	3874 lm	58 W	43°
	255	255	0	0	0	0	1986 lm	33 W	50°
	0	0	255	0	0	0	225 lm	9 W	
	0	0	0	255	0	0	389 lm	11 W	
	0	0	0	0	255	0	64 lm	11 W	
	0	0	0	0	0	255	267 lm	11 W	

↪ LOT RGB WHITE

White **01** | Black **04** | White recessed Black body **54**

MacAdam 2SDCM
Life L70 (9K) 50000h
CRI=90
Control DMX/RDM
DMX 6 footprint

IP20
-90° 90° 360°

TRACK

W	Weight	Flux	CCT	Code
max peak power 80 W max continous power 60 W	6,0 kg	1100 lm/ 3800 lm	2700 K	**AA400.** 01/04

To be used in combination with three-phase DALI tracks for DMX use.



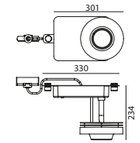

RECESSED TRIM

W	Weight	Flux	CCT	Code
max peak power 80 W max continous power 55 W	6,0 kg	1100 lm/ 3800 lm	2700 K	**AA200.** 01/04/54



ø 292

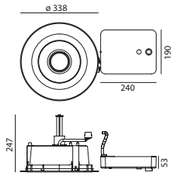

RECESSED TRIMLESS

W	Weight	Flux	CCT	Code
max peak power 80 W max continous power 55 W	6,0 kg	1100 lm/ 3800 lm	2700 K	**AA100.** 01/04/54



ø 292

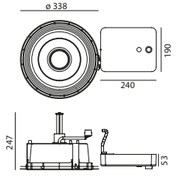

CEILING

W	Weight	Flux	CCT	Code
max peak power 80 W max continous power 60 W	6,0 kg	1100 lm/ 3800 lm	2700 K	**AA000.** 01/04



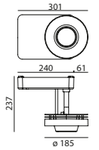

SUSPENSION

W	Weight	Flux	CCT	Code
max peak power 80 W max continous power 60 W	6,0 kg	1100 lm/ 3800 lm	2700 K	**AA300.** 01/04



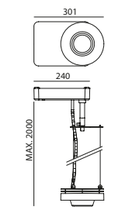

SUSPENSION TRACK

W	Weight	Flux	CCT	Code
max peak power 80 W max continous power 60 W	6,0 kg	1100 lm/ 3800 lm	2700 K	**AA500** 01/04

To be used in combination with three-phase DALI tracks for DMX use.



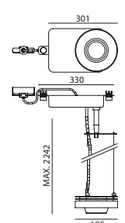







LoT
↳ Reflector

LoT Reflector is a universal projector that changes the beam angles of emissions and flows dynamically.

It is a multi-focal projector that ensures utmost flexibility with minimal dimensions.

Its dynamic luminous beam does not imply any mechanical movements, but is rather the result of innovative optoelectronic design. Seven lenses define 3 base beam angles and, when combined, can modulate countless beam angles and intensities through current change.

Each base beam angle has 3 different optical unit types: 3 for the narrow beam, 2 for the flood beam, and 2 for the extra flood beam.

A well-calibrated mix of currents on the 3 different channels allows to adjust the beam angles of the emissions and to manage all intermediate angles with a very high resolution. Fluid and gradual changes are thus perceived.

Footprint 1: white emission beam angle
Footprint 2: white emission intensity

Uses reflective optical units.

The special heat sink allows to adjust the lighting power to ensure excellent illumination up to a 12 m installation height.

Specifications and details can be obtained from the Artemide sales office.

For further information on LoT
↳ visit artemide.com



LoT
Reflector beam

S = Spot
15°





F = Flood
30°





WF = Wide flood
45°





Max Power Spot
20°





↳ LOT REFLECTOR

Silver

05

MacAdam 2SDCM
Life L70 (9K) 50000h
CRI=90
Control DMX/RDM
DMX 2 footprint

IP20

-90° 90° 360°

TRACK

W	Weight	Flux tot	CCT	Code
max 70 W	6,0 kg	5600 lm	3000 K	**AM040**05

To be used in combination with three-phase DALI tracks for DMX use.



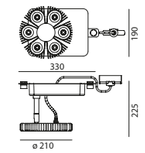

RECESSED TRIM

W	Weight	Flux tot	CCT	Code
max 70 W	6,0 kg	5600 lm	3000 K	**AM020**05



ø 292

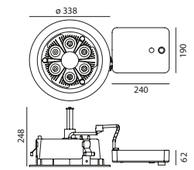

RECESSED TRIMLESS

W	Weight	Flux tot	CCT	Code
max 70 W	6,0 kg	5600 lm	3000 K	**AM010**05



ø 292

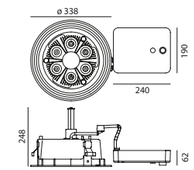

CEILING

W	Weight	Flux tot	CCT	Code
max 70 W	6,0 kg	5600 lm	3000 K	**AM000**05



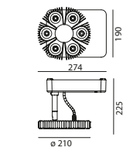

SUSPENSION

W	Weight	Flux tot	CCT	Code
max 70 W	6,0 kg	5600 lm	3000 K	**AM030**05



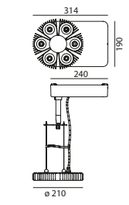

SUSPENSION TRACK

W	Weight	Flux tot	CCT	Code
max 70 W	6,0 kg	5600 lm	3000 K	**AM050**05

To be used in combination with three-phase DALI tracks for DMX use.



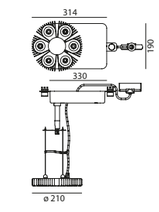


BACKSTAGE
SAGGI
SOTTACQUA
KIDS

reddot design award
2014

product
design
award





Cata

Carlotta de Bevilacqua
↳ 2012

→ Patent pending

For further information on Cata
↳ visit artemide.com

Cata optical system



CATA

CATADIOPTRIC

High axial intensities with considerable beam collimation.
High-precision accent lighting.
Well defined narrow beams.
Excellent light blending.



CATA TIR

TOTAL INTERNAL REFLECTION

Extremely compact dimensions.
High efficiency.
Wide availability of beam angles.
Maximum control of light emission.
Wide range of optical accessories.

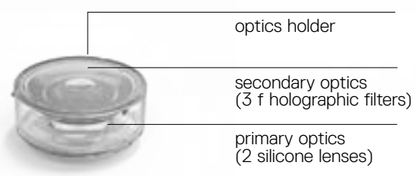

CATA WIDE

REFLECTIVE & REFRACTIVE

Soft, homogenous light.
High efficiency.
Diffused light effect produced by transparent material.

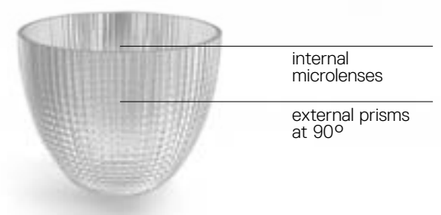

Interchangeable optical unit a ‘twist & lock’ mechanism.

Defined, concentrated light beams thanks to an innovative collimation system.

3 beam angles: S (9°), S (14°), XF (66°).

Excellent quality of light.

Cata Tuneable White: adjustable colour temperature from 2700K to 5700K CRI >93 (min.).

Cata Stable White: available as warm white (3000K) and neutral white (4000K) – CRI=80 (min.).

Rotation of 360°, tilt angle of +90°/-90°.

4 installation options: with adaptor for 3-circuit track (ceiling only as envisaged by legislation), with power unit for ceiling installation in the adjustable and fixed version, with power unit for suspension installation in the adjustable version.

Ultra-flat power source (8mm height): DALI dimmable as standard, DALI8 interface hub for Tunable White version.

If mounting on a track, it can be used with button on board unit with memory function.

In all the other mounting modes, optional SwitchDimm operation and resident button with memory function.

Materials: optic in transparent and metallic polycarbonate, heat sink in die-cast polished aluminium, feeder/power supply in transparent polycarbonate, arm in die-cast polished aluminium.

Complies with EN60598-1 standard and other specific standards.





OPTICAL UNIT

Cata is equipped with a system of interchangeable optics via a ‘twist and lock’ mechanism.

S 9°



S 14°



XF 66°





Cata
↳ Catadioptric



CATA CATADIOPTRIC

Polished Aluminium

In absence of DALI-SwitchDim bus, CATA can be dimmed using the button on the light fitting.

MacAdam 3SDCM
Life L80 (10K) 55000h
CRI=80

IP20

850°

-90° 90° 360°

TRACK

W	Weight	CCT	DALI Code
30 W	0,70 kg	3000 K	**M057383**
		4000 K	**M057483**

To be used in conjunction with DALI 3-circuit tracks.



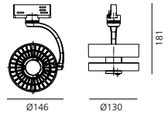

CEILING

W	Weight	CCT	DALI-SwitchDim Code
30 W	0,70 kg	3000 K	**M057381**
		4000 K	**M057481**



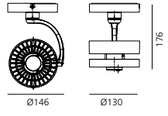

SUSPENSION

W	Weight	CCT	DALI-SwitchDim Code
30 W	0,70 kg	3000 K	**M0672W81**
		4000 K	**M0672N81**



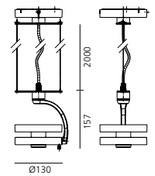

CEILING FIX

W	Weight	CCT	DALI Code
30 W	0,70 kg	3000 K	**M0677W81**
		4000 K	**M0677N81**



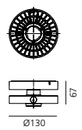

OPTIC

S XF

Optical unit 9°

Weight	Beam
0,25 kg	S 9°

CCT	Flux
3000 K	1125 lm
4000 K	1194 lm

Code **M057500**



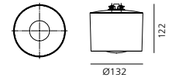

Optical unit 14°

Weight	Beam
0,20 kg	S 14°

CCT	Flux
3000 K	946 lm
4000 K	1004 lm

Code **M057600**



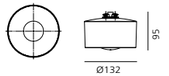

Optical unit 66°

Weight	Beam
0,30 kg	XF 66°

CCT	Flux
3000 K	2123 lm
4000 K	2254 lm

Code **M057810**



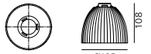

Interchangeable optical unit a ‘twist & lock’ mechanism.

5 avaible beams: XS (4°), S (16°), WF (28°), XF (56°), WW.

2 color temperatures: warm white (3000K) CRI=93 (min.), neutral white (4000K) CRI=90 (min.)

Rotation of 360°, tilt angle of +90°/-90°.

4 installation options: with adaptor for 3-circuit track (ceiling only as envisaged by legislation), with power unit for ceiling installation in the adjustable and fixed version, with power unit for suspension installation in the adjustable version.

Ultra-flat power source (8mm height): DALI dimmable as standard.

If mounting on a track, it can be used with button on board unit with memory function.

If using a ceiling and suspension mount, it can be used in SwitchDimm option and with button on board unit with memory function.

Materials: optic in transparent polycarbonate and silicone, heat sink in die-cast polished aluminium, feeder/power supply body in transparent polycarbonate, arm in die-cast polished aluminium.

Complies with EN60598-1 standard and other specific standards.





OPTICAL UNIT

Cata Lens is equipped with a system of interchangeable optics via a ‘twist and lock’ mechanism.

XS



S



F



XF



WW





Cata
↪ TIR

↳ CATA TIR

Polished Aluminium

In absence of DALI-SwitchDim bus, CATA can be dimmed using the button on the light fitting.

MacAdam 2SDCM
Life L90 (10K)>55400h
CRI=90

IP20

850°

-90° 90° 360°

TRACK

W	Weight	CCT	DALI Code
22W	0,70 kg	3000 K	**M0569W83**
		4000 K	**M0569N83**

To be used in conjunction with DALI 3-circuit tracks.



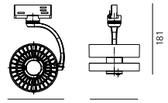

CEILING

W	Weight	CCT	DALI-SwitchDim Code
22W	0,70 kg	3000 K	**M0569W81**
		4000 K	**M0569N81**



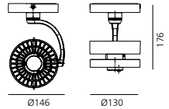

SUSPENSION

W	Weight	CCT	DALI-SwitchDim Code
22W	0,70 kg	3000 K	**M0671W81**
		4000 K	**M0671N81**



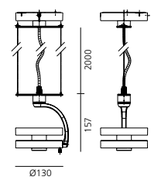

CEILING FIX

W	Weight	CCT	DALI Code
22W	0,70 kg	3000 K	**M0676W81**
		4000 K	**M0676N81**



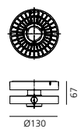

↳ OPTIC

XS S F XF WW

Optical unit XS

Weight	Beam
0,15 kg	XF 4°

CCT	Flux
3000 K	1446 lm
4000 K	1551 lm

Code
M109500



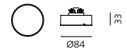

Optical unit S

Weight	Beam
0,15 kg	S 16°

CCT	Flux
3000 K	1638 lm
4000 K	1758 lm

Code
M109600





Optical unit F

Weight	Beam
0,15 kg	WF 28°

CCT	Flux
3000 K	1561 lm
4000 K	1674 lm

Code
M109700



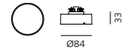

Optical unit XF

Weight	Beam
0,15 kg	XF 56°

CCT	Flux
3000 K	1663 lm
4000 K	1784 lm

Code
M109800



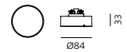

Optical unit WW

Weight	Beam
0,15 kg	WW

CCT	Flux
3000 K	1616 lm
4000 K	1734 lm

Code
M109900





Accessories configuration	narrow	spot	flood	wide flood
1 Glass filter Lens for ellittical emission Soft filter Chromatic filter	●	●	●	●
Anti-dazzle louvre	●	●	●	●
Adjustable dowsers	●	●	●	●
Anti-dazzle louvre + Adjustable dowsers	●	●	●	●
Anti-dazzle louvre + 1 Glass filter Lens for elliptical emission Soft filter Chromatic filter	●	●	●	●
Adjustable dowsers + 1 Glass filter Lens for elliptical emission Soft filter Chromatic filter	●	●	●	●
2 Glass filters Lens for elliptical emission Soft filter Chromatic filter	●	●	●	●

Accessories

	Color	Code
Accessories holder		M057080
Lens for ellittical emission		M282007
Soft filter		M056807
Chromatic filter		M281745 M281755 M281735
Anti-dazzle louvre	●	M282100
Adjustable dowsers	●	M059910







Museum Louvre Abu Dhabi, 2017, Jean Nouvele, ph. Michele Anastasi

Olmo

Giulio Iacchetti
↪ 2015



Olmo
is magnetic

48V magnetic track, max. 5 modules with 12 spots and one power unit.
The junction allows to join the parts at 360° horizontally or vertically.
Adjustable magnetic LED projectors.
DALI dimmerable and non-dimmerable version.

Artemide App
↳on request

Olmo is a system based on a combination of plain optical and mechanical elements: a magnetic adapter and three luminous heads that offer different light beams. The track's structure has a C-section to ensure appropriate structural properties and accommodate an innovative printed circuit board within for power supply. Underneath is a thin iron edge that supports the luminous bodies with a magnetic joint. The suspension tracks ensure maximum mounting flexibility, in that they can be either connected with each other or installed vertically or horizontally, as are connected via an element that ensures power and mechanical connection. Olmo is therefore a system that grows freely and unpredictably to adjust its geometry, look, and lighting performance to space.

For further information on Olmo
↳ visit artemide.com







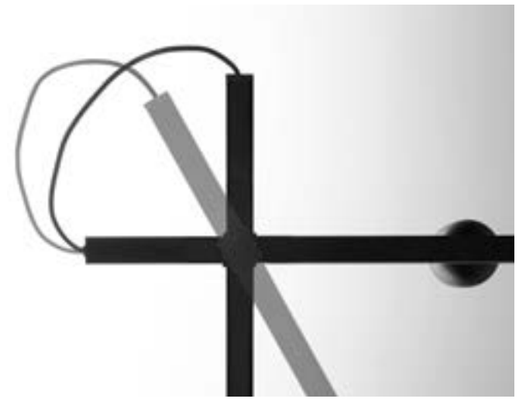



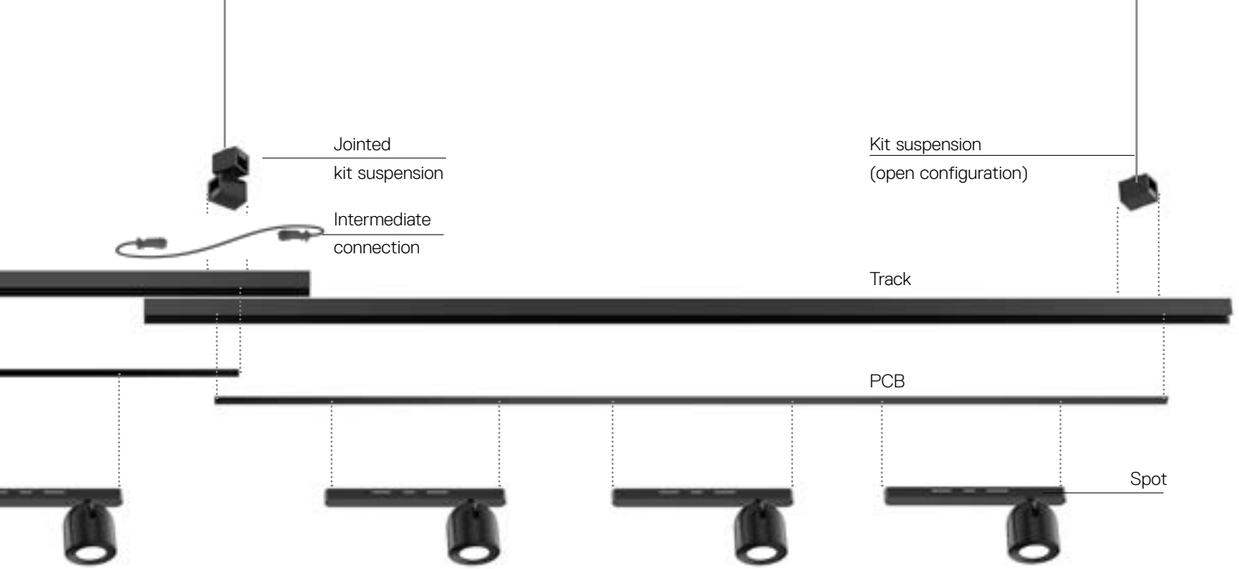

Olmo components



↳ OLMO

White **10** Black **09** F WF

MacAdam 2SDCM **IP**20
Life L80 (9K)>50000h
CRI=90

MAGNETIC TRACK

Length	Weight	Code
1300 mm	2,30 kg	**DGI2700A.** 10/09





SPOT

W	Beam	Flux	CCT	DALI dimmable Code
16 W	F 22°	1233 lm	2700 K	**DGI2700B.** 10/09 **1Y**
		1319 lm	3000 K	**DGI2700B.** 10/09 **1W**
	F 29°	1237 lm	2700 K	**DGI2700B.** 10/09 **2Y**
		1324 lm	3000 K	**DGI2700B.** 10/09 **2W**
	WF 42°	1236 lm	2700 K	**DGI2700B.** 10/09 **3Y**
		1322 lm	3000 K	**DGI2700B.** 10/09 **3W**



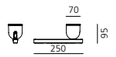

Accessories	Code
Suspension kit	**DGI2700H.** 10/09





Suspension junction	**DGI2700F.** 10/09





Electrical connection kit	**DGI2700G.** 10/09

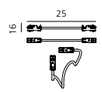

Driver	Undimmable Code	DALI dimmable Code
	DGI2700E. 10/09	**DGI2700E.** 10/09

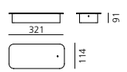

Hoy

Foster+Partners
↳ 2017

For further information on Hoy
↳ visit artemide.com

Hoy typologies

RECESSED - SEMI RECESSED



TRIM



XF 55°



TRIMLESS



XF 55°



SEMI-RECESSED TRIM



SP 13° FL 30° WF 44°



SEMI-RECESSED TRIMLESS



SP 13° FL 30° WF 44°

LINEAR STAND ALONE - SYSTEM



SUSPENSION



CEILING

SPOT



SMD

SP 13° FL 30° WF 44°



SMD FIXED

XF 55°

SPOT MODULE





S 13° F 20° WF 28°

TRACK



TRACK



S 16° F 22° WF 32°



TRACK FIXED



XF 55°

Hoy colors



White

01



Black

04

Hoy Spot rotation

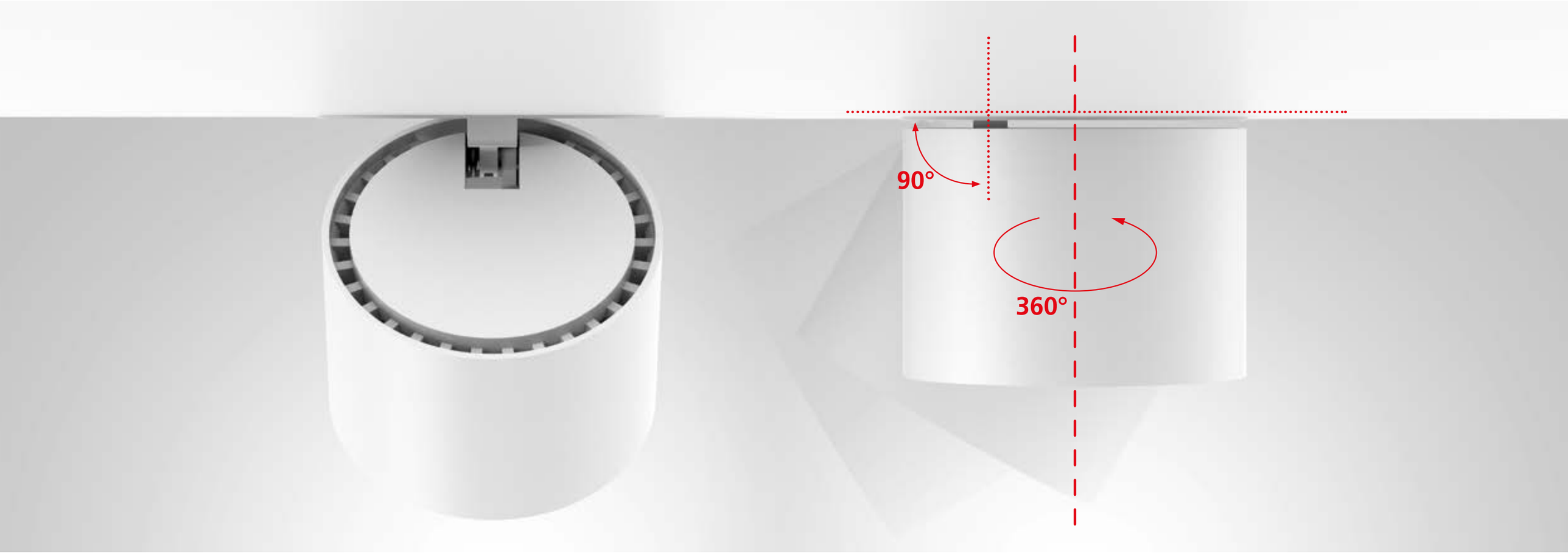

Hoy
↳ System



Hoy System
linear configuration

→ SUSPENSION FRONT VIEW



→ SUSPENSION BOTTOM VIEW

→ CEILING FRONT VIEW



→ CEILING BOTTOM VIEW

Hoy System configuration

→ SUSPENSION FRONT VIEW

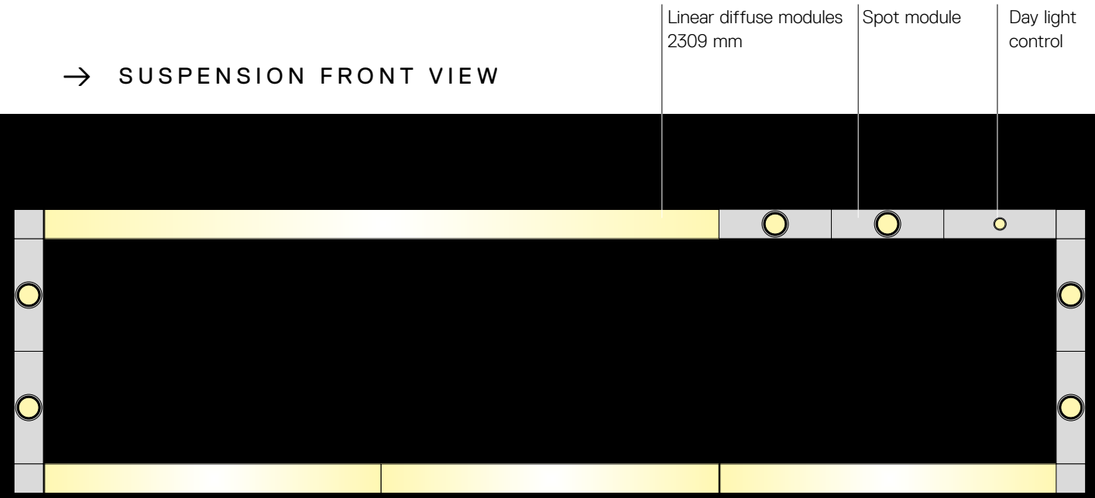

→ SUSPENSION BOTTOM VIEW



→ CEILING FRONT VIEW

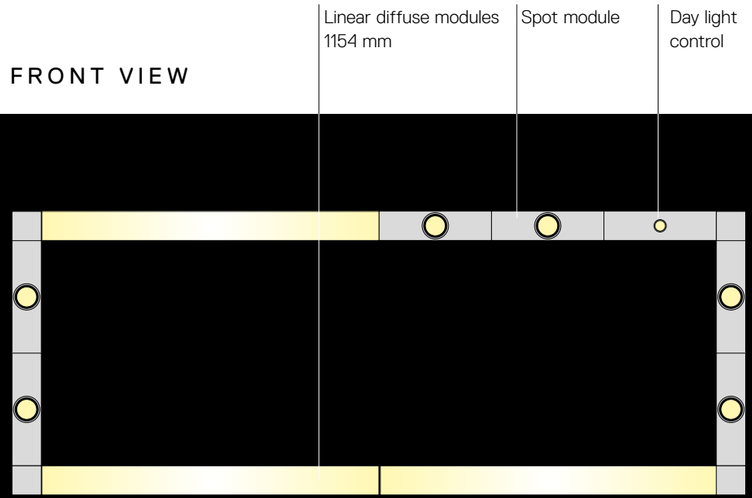

→ CEILING BOTTOM VIEW

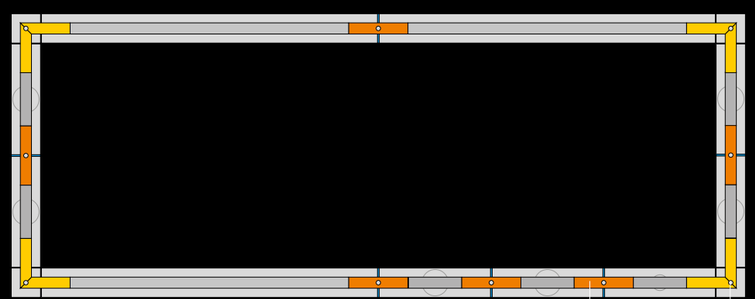

White **01** Black **04** S F WF

220/240Vac 50/60Hz
electronic ballast
included
* Driver uses 1 DALI address
** Drivers use 2 DALI addresses

MacAdam 3SDCM
Life L70 (6K) 50000h
CRI =80
UGR 19

IP20
90°
360°

LINEAR ELEMENTS

Direct emission					Undimmable	Dimmable DALI*
Length	W	Beam	Flux	CCT	Code	Code
1154 mm	20,5 W	XF	2200 lm	3000K	**BL001.** 01/04	**BL004.** 01/04
				4000K	**BL002.** 01/04	**BL005.** 01/04
2309 mm	41 W	XF	4400 lm	3000K	**BL101.** 01/04	**BL104.** 01/04
				4000K	**BL102.** 01/04	**BL105.** 01/04



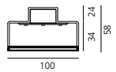

Direct emission + indirect					Undimmable	Dimmable DALI**
Length	W	Beam	Flux	CCT	Code	Code
1154 mm	20,5 W direct 10 W indirect	XF	2200 lm 1100 lm	3000K	**BL007.** 01/04	**BL010.** 01/04
				4000K	**BL008.** 01/04	**BL011.** 01/04
2309 mm	41 W direct 10 W indirect	XF	4400 lm 2200 lm	3000K	**BL107.** 01/04	**BL110.** 01/04
				4000K	**BL108.** 01/04	**BL111.** 01/04



NO LIGHT MODULES

Length	Code
1154 mm	**BL012.** 01/04
2309 mm	**BL112.** 01/04



SPOT MODULES

Direct emission			
W	Beam	Flux	CCT
27 W	SP 13°	1900 lm	2700K
			3000K
			4000K
	FL 30°	1912 lm	2700K
			3000K
			4000K
	WF 44°	1891 lm	2700K
			3000K
			4000K

Dimmable DALI
Code
BL300. 01/04
BL301. 01/04
BL302. 01/04
BL303. 01/04
BL304. 01/04
BL305. 01/04
BL306. 01/04
BL307. 01/04
BL308. 01/04



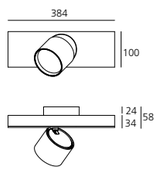

White **01** Black **04**

		Code
	Suspension feedable end caps kit. including 2 suspension cable (pair)	**BL200.** 01/04
	Ceiling feedable end caps kit. (pair)	**BL206.** 01/04
	Suspension intermediate feedable joint including 1 suspension cable and 1 transition joint	**BL202.** 01/04
	Ceiling intermediate feedable joint including 1 transition joint	**BL203.** 01/04
	Suspension intermediate feedable joint 2x90° including 1 suspension cable and 2 transition joints	**BL212.** 01/04
	Ceiling intermediate feedable joint 2x90° including 2 transition joints	**BL213.** 01/04
	Day Light control module and presence sensor	**BL311.** 01/04
	Power kit for suspension modules. (3 poles cable L. 2.00m)	**BL20401**
	Power kit for suspension modules. (5 poles cable L. 2.00m)	**BL20501**
	Power kit for ceiling modules. (3/5 poles)	**BL21400**





Hoy
↳ Spot

↳ HOY SPOT

White **01** Black **04**

S F WF

Driver supplied separately.

Fitting to be completed with installation frame.

MacAdam 3SDCM
Life L70 (6K) 50000h
CRI =80

IP20

HOY SEMI-RECESSED

W	Beam	Flux	CCT	Code
25 W	SP 13°	1900 lm	2700K	**BM000.** 01/04
			3000K	**BM001.** 01/04
			4000K	**BM002.** 01/04
	FL 30°	1912 lm	2700K	**BM003.** 01/04
			3000K	**BM004.** 01/04
			4000K	**BM005.** 01/04
	WF 44°	1891 lm	2700K	**BM006.** 01/04
			3000K	**BM007.** 01/04
			4000K	**BM008.** 01/04


Trimless


With frame

ø 86 mm

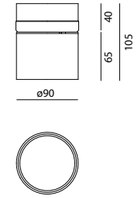

HOY RECESSED

W	Beam	Flux	CCT	Code
25 W	XF 55°	1605 lm	2700K	**BM00900**
			3000K	**BM01000**
			4000K	**BM01100**


Trimless


With frame

ø 86 mm

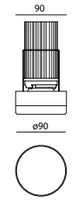

Accessories

		Code
	Trimless frame	**BM05000**
	Trim frame Ø 108	**BM051.** 01/04

Driver		Vac	L_{mm}	W_{mm}	H_{mm}		Code
36W 700mA	⧈	220-240	147	44	22	Undimmable	**DV1030**
36W 700mA	⧈	220-240	103	67	21	Dimmable DALI	**M079200**
36W 700mA	⧈	220-240	103	67	21	Push/1-10V Dimmable	**M079300**



Hoy
↳ SMD

↳ HOY SMD

White **01** Black **04**

S F WF

220/240Vac 50/60Hz
electronic ballast
included

MacAdam 3SDCM
Life L70 (6K) 50000h
CRI =80

IP20

HOY SMD ADJUSTABLE

W	Beam	Flux	CCT	Undimmable Code	Dimmable DALI Code
27 W	SP 13°	1900 lm	2700K	**BM100.** 01/04	**BM103.** 01/04
			3000K	**BM101.** 01/04	**BM104.** 01/04
			4000K	**BM102.** 01/04	**BM105.** 01/04
	FL 30°	1912 lm	2700K	**BM106.** 01/04	**BM109.** 01/04
			3000K	**BM107.** 01/04	**BM110.** 01/04
			4000K	**BM108.** 01/04	**BM111.** 01/04
	WF 44°	1891 lm	2700K	**BM112.** 01/04	**BM115.** 01/04
			3000K	**BM113.** 01/04	**BM116.** 01/04
			4000K	**BM114.** 01/04	**BM117.** 01/04





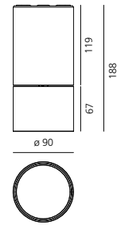

HOY SMD FIX

W	Beam	Flux	CCT	Undimmable Code	Dimmable DALI Code
27 W	XF 55°	1605 lm	2700K	**BM118.** 01/04	**BM121.** 01/04
			3000K	**BM119.** 01/04	**BM122.** 01/04
			4000K	**BM120.** 01/04	**BM123.** 01/04



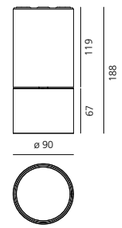



Hoy
↪ 3-phase Track

↪ HOY 3-PHASE TRACK

White **01** Black **04**

S F WF

220/240Vac 50/60Hz
electronic ballast
included

MacAdam 3SDCM
Life L70 (6K) 50000h
CRI =80

IP20

HOY 3-PHASE TRACK

W	Beam	Flux	CCT	Undimmable Code	Dimmable DALI Code
26 W	SP 13°	1900 lm	2700K	**BM200.** 01/04	**BM203.** 01/04
			3000K	**BM201.** 01/04	**BM204.** 01/04
			4000K	**BM202.** 01/04	**BM205.** 01/04
	FL 30°	1912 lm	2700K	**BM209.** 01/04	**BM212.** 01/04
			3000K	**BM210.** 01/04	**BM213.** 01/04
			4000K	**BM211.** 01/04	**BM214.** 01/04
	WF 44°	1891 lm	2700K	**BM218.** 01/04	**BM221.** 01/04
			3000K	**BM219.** 01/04	**BM222.** 01/04
			4000K	**BM220.** 01/04	**BM223.** 01/04



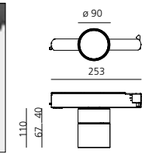

dimmable dali version

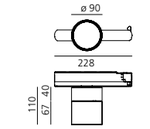

undimmable version

HOY FIX 3-PHASE TRACK

W	Beam	Flux	CCT	Undimmable Code	Dimmable DALI Code
26 W	XF 55°	1605 lm	2700K	**BM227.** 01/04	**BM230.** 01/04
			3000K	**BM228.** 01/04	**BM231.** 01/04
			4000K	**BM229.** 01/04	**BM232.** 01/04

dimmable dali version

undimmable version

For further information on Caelum
↳ visit artemide.com



Caelum

Ernesto Gismondi
↳ 2013

Caelum is designed to provide a versatile lighting solution for the retail sector. It is a highly flexible, multi-functional system, with a high aesthetic and exceptionally high performance.

Caelum is a modular lighting system with an open recessed profile channel, which integrates perfectly with the architectural design.

Optional covers to delineate the channel.

The spotlight kits are available in 2 sizes: Ø 90 mm and Ø 120 mm (diameter of the optical assembly) and are provided with a swivel arm which allows total concealment of the spotlight or, if open, allows the partial or total extraction of the spotlight from the channel.

A double hinge system provides a high degree of regulation of the beam direction.

The spotlights are provided with an electronic power supply.

The extruded elements are installed along both edges of the ceiling cut, creating a channel that can be finished with an optional top cover.



→ BUCCELLATI



↳ CARTER FOR FALSE CEILING





Linear profiles
500 mm long
600 mm long
700 mm long



Left inner profile
For joining two linear profiles on the same level.



Right inner profile
For joining two linear profiles on the same level.



End cap









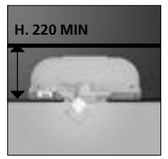



Special application without Carter against the wall.

↳ ALUMINIUM TRIM PROFILES





Linear aluminium trim profiles
500 mm long
1000 mm long
2000 mm long
3000 mm long



90° inner coupling
For joining two trim profiles on the same level.



90° outer coupling
For joining two trim profiles on the same level.



Closing end caps

Caelum structural components

Caelum configuration

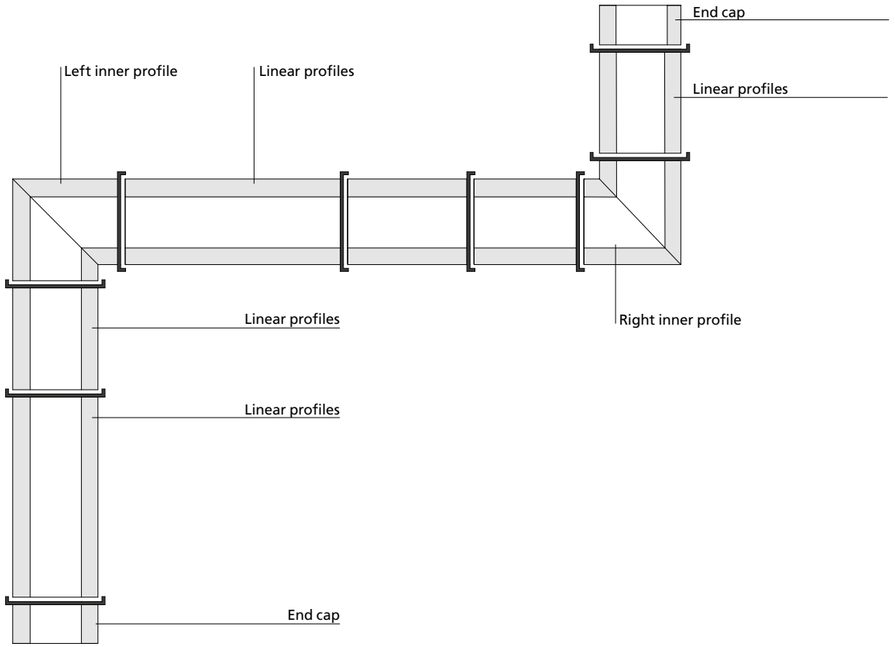

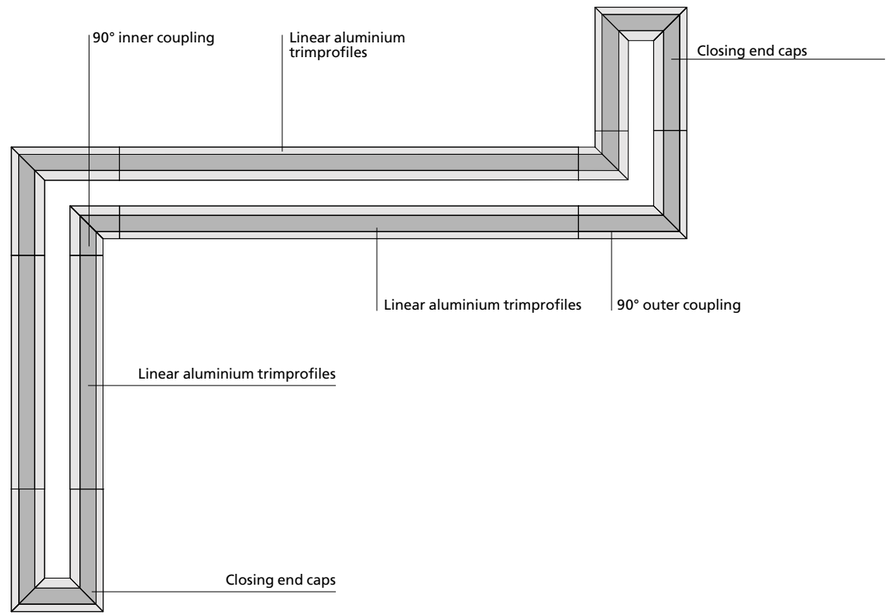

CAELUM PROFILE

White **20** Black **10** Blue **30** Bronze **50**

Profile	
Length	Weight
500 mm	3,30 kg
600 mm	3,90 kg
700 mm	4,60 kg

Code
M2827. 20/10/30/50
M2828. 20/10/30/50
M2829. 20/10/30/50



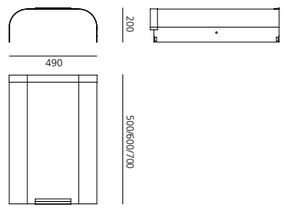

90° profile	
Angle	Weight
left	4,80 kg
right	4,80 kg

Code
M2832. 20/10/30/50
M2833. 20/10/30/50



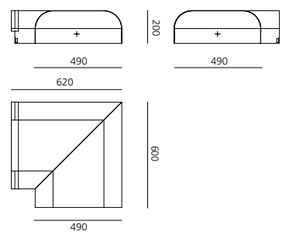

End cap
Weight
1,60 kg

Code
M2831. 20/10/30/50



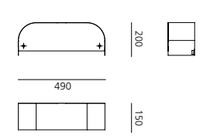

CAELUM STRUCTURAL MODULES

White **20** Black **10**

Linear structural module (set of 2)	
Length	Weight
500 mm	1,10 kg
1000 mm	2,20 kg
2000 mm	4,40 kg
3000 mm	6,60 kg

Code
M2841. 20/10
M2842. 20/10
M2843. 20/10
M2844. 20/10



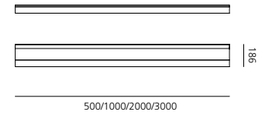

90° structural module	
Angle	Weight
inner	0,30 kg
outer	2,30 kg

Code
M2845. 20/10
M2847. 20/10



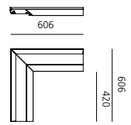



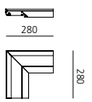

End caps structural module (set of 2)
Weight
3,30 kg

Code
M2846. 20/10



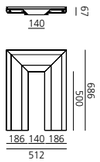

Connectors	
	Code
Kit power connectors (2pz)	**M280900**
Kit spacers connector (5pz)	**M281000**

CAELUM 90 LED

White **25** | Black **15** | F | XF

220/240Vac 50/60Hz electronic ballast included.

MacAdam 3SDCM
Life L80 (9K>50000h
CRI<90 (typ.)

IP20
850°

-35° 35° 50° 30° 60°

W	Weight	Beam	Flux	CCT	Code
28W	1,20 kg	F 20°	1873 lm	3000 K	**M2756.** 25/15
			1930 lm	4000 K	**M2757.** 25/15
		XF 50°	1758 lm	3000 K	**M2760.** 25/15
			1811 lm	4000 K	**M2761.** 25/15



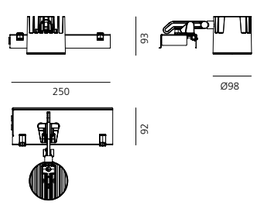

Accessoires

	Color	Code
Lens for ellittical emission		**M282007**
Chromatic filter		**M281745**
		M281755
		M281735
Anti-dazzle louvre		**M282100**
IR filter		**M281807**
UV filter		**M281907**
Adapter ring		**M285007**
Spacing ring		**M285107**

CAELUM 120 LED

White **25** | Black **15** | F | WF

220/240Vac 50/60Hz electronic ballast included.

MacAdam 3SDCM
Life L80 (9K)>50000h
CRI<90 (typ.)

IP20
850°

-35° 35° 50° 30° 60°

W	Weight	Beam	Flux	CCT	Code
35 W	1,70 kg	F 16°	2301 lm	3000 K	**M2762.** 25/15
			2448 lm	4000 K	**M2763.** 25/15
		WF 36°	2233 lm	3000 K	**M2764.** 25/15
			2376 lm	4000 K	**M2765.** 25/15



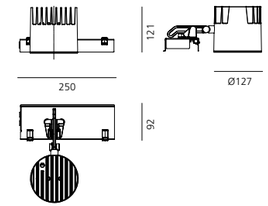

Accessoires

	Color	Code
Lens for elliptical emission		**M078700**
Chromatic filter		**M078900**
		M079000
		M282235
Anti-dazzle louvre		**M078400**
Soft filter		**M078800**
UV filter		**M282407**
IR filter		**M282307**
Spacing ring		**M285307**

Una Pro

Carlotta de Bevilacqua
↪ 2010



High-power LED lighting appliance mounted on a thin (3 mm) flat aluminium sheet with improved heat dissipation.

The patented dissipation system allows to touch the lighting body at all times for adjusting in space, thus establishing a new relation with light.

The heads can accommodate 9, 12, or 16-LED circuits.

Available with three different emissions: 6°, 20°, 38°.

The junction allows 358° rotation on two axes and 180° rotation on the third one.

For further information on Una Pro
↪ visit artemide.com

→ Patent of invention



Una Pro
beam angles

↪ 6° - EXTRA SPOT

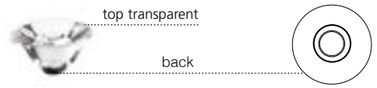

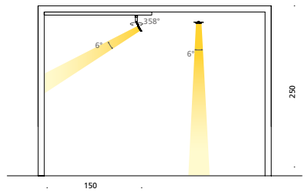



XS = extra spot (<8°)

↪ 20° - FLOOD

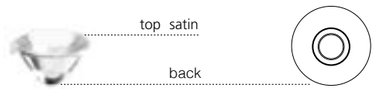

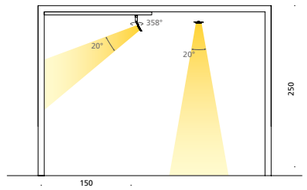



F = flood (15°-30°)

↪ 38° - WIDE FLOOD

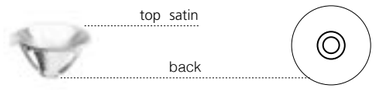

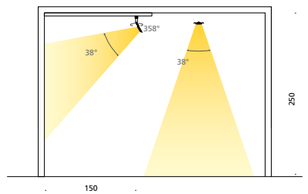



WF = wide flood (30°-45°)

Una Pro
colors



White
White

10



Aluminium
Black

00.



White



Black



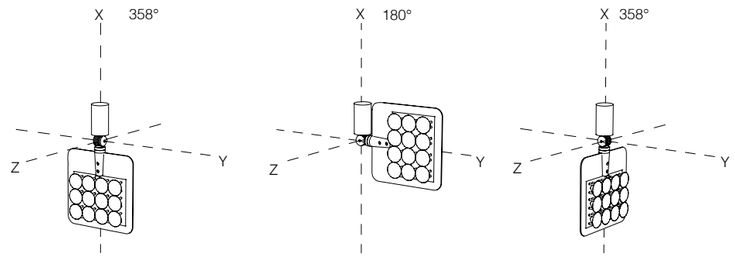

Una Pro joints

The utmost flexibility of UNA PRO is ensured by a small junction that allows 358° rotation on two axes and 180° rotation on the third one, thus providing full freedom of movement of the three heads in space. Adjustment is easy; based on the study of heat dissipation, the sheet constituting the lamp's body can be freely touched for easy and intuitive adjustment of the light beam.

Flexibility also helps ensure perfect integration with any space and architectural approach. Una Pro can be an unobtrusive entity that stresses the importance of the emitted light, rather than of the appliance.

White
White
10.

Aluminium
Black
00.

XS F WF

MacAdam 4SDCM
Life L90 (9K)>54400h
CRI =80/85

IP20

UNA PRO WALL-CEILING

W	Weight	Beam	CRI	Flux	CCT	Code
9 LED 10,5 W	0,70 kg	XS 6°	=85	536 lm	3000K	**DD0014B.** 00/10 **A1W**
			=80	570 lm	3700K	**DD0014B.** 00/10 **A1**
		F 20°	=85	529 lm	3000K	**DD0014B.** 00/10 **A2W**
			=80	563 lm	3700K	**DD0014B.** 00/10 **A2**
		WF 38°	=85	517 lm	3000K	**DD0014B.** 00/10 **A3W**
			=80	550 lm	3700K	**DD0014B.** 00/10 **A3**
12 LED 13 W	0,70 kg	XS 6°	=85	726 lm	3000K	**DD0014B.** 00/10 **B1W**
			=80	772 lm	3700K	**DD0014B.** 00/10 **B1**
		F 20°	=85	719 lm	3000K	**DD0014B.** 00/10 **B2W**
			=80	765 lm	3700K	**DD0014B.** 00/10 **B2**
		WF 38°	=85	689 lm	3000K	**DD0014B.** 00/10 **B3W**
			=80	733 lm	3700K	**DD0014B.** 00/10 **B3**
16 LED 20 W	0,70 kg	XS 6°	=85	982 lm	3000K	**DD0014B.** 00/10 **C1W**
			=80	1045 lm	3700K	**DD0014B.** 00/10 **C1**
		F 20°	=85	929 lm	3000K	**DD0014B.** 00/10 **C2W**
			=80	988 lm	3700K	**DD0014B.** 00/10 **C2**
		WF 38°	=85	915 lm	3000K	**DD0014B.** 00/10 **C3W**
			=80	973 lm	3700K	**DD0014B.** 00/10 **C3**



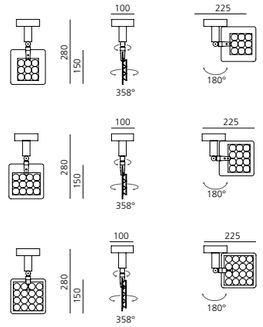

UNA PRO SEMI-RECESSED

W	Weight	Beam	CRI	Flux	CCT	Code
9 LED 10,5 W	0,70 kg	XS 6°	=85	536 lm	3000K	**DD0014G.** 00/10 **A1W**
			=80	570 lm	3700K	**DD0014G.** 00/10 **A1**
		F 20°	=85	529 lm	3000K	**DD0014G.** 00/10 **A2W**
			=80	563 lm	3700K	**DD0014G.** 00/10 **A2**
		WF 38°	=85	517 lm	3000K	**DD0014G.** 00/10 **A3W**
			=80	550 lm	3700K	**DD0014G.** 00/10 **A3**
12 LED 13 W	0,70 kg	XS 6°	=85	726 lm	3000K	**DD0014G.** 00/10 **B1W**
			=80	772 lm	3700K	**DD0014G.** 00/10 **B1**
		F 20°	=85	719 lm	3000K	**DD0014G.** 00/10 **B2W**
			=80	765 lm	3700K	**DD0014G.** 00/10 **B2**
		WF 38°	=85	689 lm	3000K	**DD0014G.** 00/10 **B3W**
			=80	733 lm	3700K	**DD0014G.** 00/10 **B3**
16 LED 20 W	0,70 kg	XS 6°	=85	982 lm	3000K	**DD0014G.** 00/10 **C1W**
			=80	1045 lm	3700K	**DD0014G.** 00/10 **C1**
		F 20°	=85	929 lm	3000K	**DD0014G.** 00/10 **C2W**
			=80	988 lm	3700K	**DD0014G.** 00/10 **C2**
		WF 38°	=85	915 lm	3000K	**DD0014G.** 00/10 **C3W**
			=80	973 lm	3700K	**DD0014G.** 00/10 **C3**

ø80 ± 2 mm

UNA PRO TRACK

W	Weight	Beam	CRI	Flux	CCT	Code
9 LED 10,5 W	0,70 kg	XS 6°	=85	536 lm	3000K	**DD0014R.** 00/10 **A1W**
			=80	570 lm	3700K	**DD0014R.** 00/10 **A1**
		F 20°	=85	529 lm	3000K	**DD0014R.** 00/10 **A2W**
			=80	563 lm	3700K	**DD0014R.** 00/10 **A2**
		WF 38°	=85	517 lm	3000K	**DD0014R.** 00/10 **A3W**
			=80	550 lm	3700K	**DD0014R.** 00/10 **A3**
12 LED 13 W	0,70 kg	XS 6°	=85	726 lm	3000K	**DD0014R.** 00/10 **B1W**
			=80	772 lm	3700K	**DD0014R.** 00/10 **B1**
		F 20°	=85	719 lm	3000K	**DD0014R.** 00/10 **B2W**
			=80	765 lm	3700K	**DD0014R.** 00/10 **B2**
		WF 38°	=85	689 lm	3000K	**DD0014R.** 00/10 **B3W**
			=80	733 lm	3700K	**DD0014R.** 00/10 **B3**
16 LED 20 W	0,70 kg	XS 6°	=85	982 lm	3000K	**DD0014R.** 00/10 **C1W**
			=80	1045 lm	3700K	**DD0014R.** 00/10 **C1**
		F 20°	=85	929 lm	3000K	**DD0014R.** 00/10 **C2W**
			=80	988 lm	3700K	**DD0014R.** 00/10 **C2**
		WF 38°	=85	915 lm	3000K	**DD0014R.** 00/10 **C3W**
			=80	973 lm	3700K	**DD0014R.** 00/10 **C3**

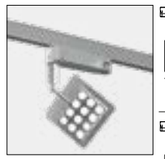

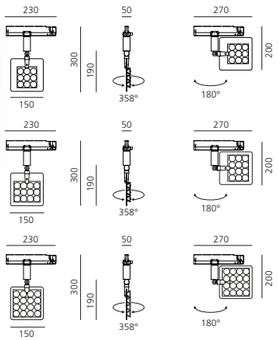





Florim Showroom, Milan | 2015



Larte, Milan | 2013



37 Cube

Carlotta de Bevilacqua
Paola di Arianello
↪ 2011

Minimal dimensions, material and energy consumption: 37mmx37mmx37mm.

Effective and precise accent lighting with only 8W of total power consumption.

Maximum flexibility: rotation 360°, tilt angle +90°/-90°.

2 installation options available: with control gear for mounting within Algoritmo product range or base plate for semi-recessed installation.

Option of installation inside Algoritmo modules.

Materials: body in anodised aluminium, translucent cover in polycarbonate.

Complies with EN60598-1 standard and other specific standards.

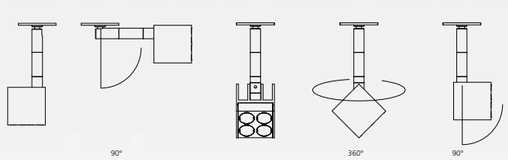



For further information on 37 Cube
↪ visit artemide.com

↳ 37 CUBE

Anodised aluminium

04

S F WF

220/240Vac 50/60Hz
electronic ballast included.

MacAdam 4SDCM
Life L70 (6K)> 50000h
CRI= 80 (min.)

IP20
650°

90° 360°

37 CUBE SEMI-RECESSED

W	Weight	Beam	Flux	CCT	**Undimmable** Code
8 W	0,21 kg	S 14°	483 lm	3000 K	**M028504**
			517 lm	4000 K	**M028604**
		F 18°	463 lm	3000 K	**M028704**
			495 lm	4000 K	**M028804**
		WF 30°	468 lm	3000 K	**M028904**
			501 lm	4000 K	**M029004**



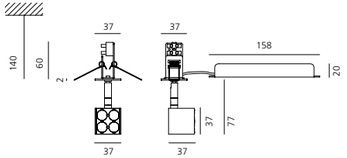

⌀30

KIT CONTAINING 3 PROJECTORS FOR ALGORITMO SYSTEM

W	Weight	Beam	Flux	CCT	**Undimmable** Code
3x8 W	0,47 kg	S 14°	3x483 lm	3000 K	**M029100**
			3x517 lm	4000 K	**M029400**
		F 18°	3x463 lm	3000 K	**M029200**
			3x495 lm	4000 K	**M029500**
		WF 30°	3x468 lm	3000 K	**M029300**
			3x501 lm	4000 K	**M029600**



For Algoritmo, please see page 408

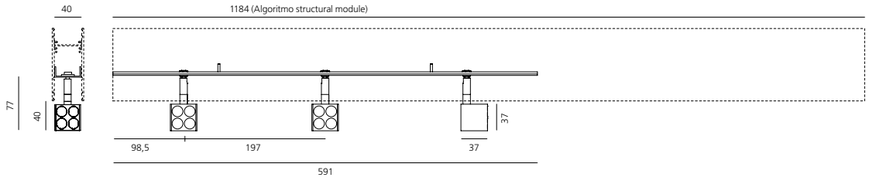



Arts&Foods, Triennale di Milano, Milano (It), 2015, Studio Italo Rota, ph. Federico Villa

For further information on Pad
↳ visit artemide.com









Pad / Pad Square

Carlotta de Bevilacqua
↳ 2010

Compact dimensions:
PAD, 85mm x 170mm x 16mm
PAD Square,168mm x 170mm x 16mm

Ultra-flat power source (8mm height): high efficiency and extraordinary versatile power input from 100 to 240v, 50 and 60 Hz.

Optimized thermal management: passive cooling system based on the extension of aluminium surface and partition of the LED sources (PAD 12 LED-12W PAD SQUARE 24 LED-24W).

2 sizes and power:
PAD (12LED-14,5W total load, 85mm x 170mm x 16mm)
PAD Square (24LED-29W total load,168mm x 170mm x 16mm).

4 installation options: with adaptor for 3-circuit track, with gear plate for mounting within Algoritmo product range, wall/ceiling mounted version, or base plate for semi- recessed mounting.

Wall/ceiling and semi-recessed versions available with SwitchDim.

Materials: body in extruded aluminium, transparent cover in polycarbonate, translucent cover in polycarbonate, joint in die-cast aluminium.

Complies with EN60598-1 standard and other specific standards.



Pad /Pad Square thermal management

Thermal management
The uniform fragmentation of LED sources provides optimized heat dissipation.



Pad /Pad Square joints

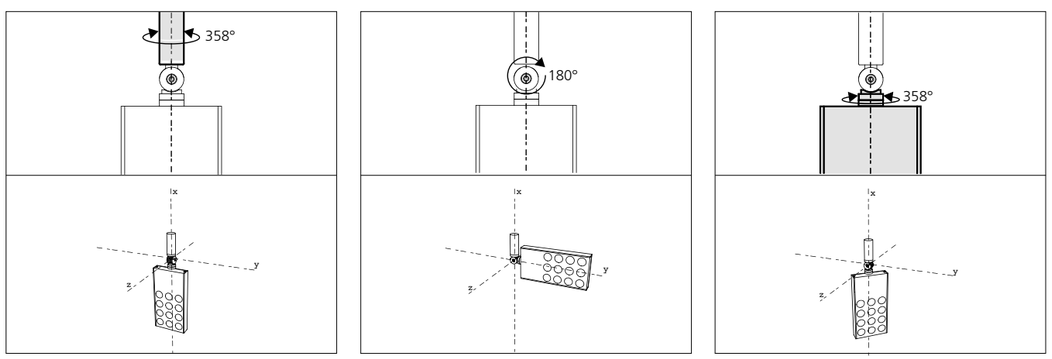

↪ PAD

Gloss anodised



S



F



WF



220/240Vac 50/60Hz electronic ballast included.

MacAdam 4SDCM
Life L70 (14K)> 81600h
CRI=80 (typ.)

IP40

650°

-90° 90°

358°

PAD TRACK

W	Weight	Beam	Flux	CCT	**Undimmable** Code
14,5 W	0,42 kg	S 12°	825 lm	3000 K	**M200003**
			880 lm	4000 K	**M200103**
		F 24°	825 lm	3000 K	**M200203**
			880 lm	4000 K	**M200303**
		WF 36°	805 lm	3000 K	**M200403**
			855 lm	4000 K	**M200503**



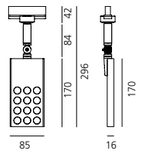

PAD KIT FOR ALGORITMO SYSTEM

W	Weight	Beam	Flux	CCT	**Undimmable** Code
14,5 W	0,42 kg	S 12°	825 lm	3000 K	**M200002**
			880 lm	4000 K	**M200102**
		F 24°	825 lm	3000 K	**M200202**
			880 lm	4000 K	**M200302**
		WF 36°	805 lm	3000 K	**M200402**
			855 lm	4000 K	**M200502**

For Algoritmo, please see page 408



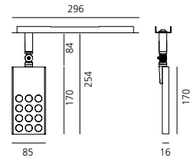

PAD CEILING

W	Weight	Beam	Flux	CCT	**SwitchDim** Code
14,5 W	0,74 kg	S 12°	825 lm	3000 K	**M200001**
			880 lm	4000 K	**M200101**
		F 24°	825 lm	3000 K	**M200201**
			880 lm	4000 K	**M200301**
		WF 36°	805 lm	3000 K	**M200401**
			855 lm	4000 K	**M200501**



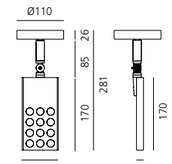

PAD SEMI-RECESSED

W	Weight	Beam	Flux	CCT	**SwitchDim** Code
14,5 W	0,73 kg	S 12°	825 lm	3000 K	**M200004**
			880 lm	4000 K	**M200104**
		F 24°	825 lm	3000 K	**M200204**
			880 lm	4000 K	**M200304**
		WF 36°	805 lm	3000 K	**M200404**
			855 lm	4000 K	**M200504**



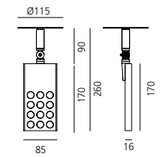

↪ PAD SQUARE

Gloss anodised



S



F



WF



220/240Vac 50/60Hz electronic ballast included.

MacAdam 4SDCM
Life L70 (14K)> 81600h
CRI=80 (typ.)

IP40

650°

-90° 90°

358°

PAD SQUARE TRACK

W	Weight	Beam	Flux	CCT	**Undimmable** Code
29 W	0,65 kg	S 12°	1650 lm	3000 K	**M201503**
			1760 lm	4000 K	**M201603**
		F 24°	1650 lm	3000 K	**M201703**
			1760 lm	4000 K	**M201803**
		WF 36°	1610 lm	3000 K	**M201903**
			1710 lm	4000 K	**M202003**



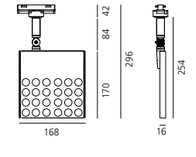

PAD SQUARE KIT FOR ALGORITMO SYSTEM

W	Weight	Beam	Flux	CCT	**Undimmable** Code
29W	0,76 kg	S 12°	1650 lm	3000 K	**M201502**
			1760 lm	4000 K	**M201602**
		F 24°	1650 lm	3000 K	**M201702**
			1760 lm	4000 K	**M201802**
		WF 36°	1610 lm	3000 K	**M201902**
			1710 lm	4000 K	**M202002**

For Algoritmo, please see page 408



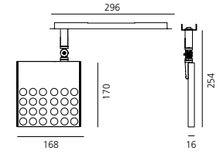

PAD SQUARE CEILING

W	Weight	Beam	Flux	CCT	**Undimmable** Code
29 W	0,98 kg	S 12°	1650 lm	3000 K	**M201501**
			1760 lm	4000 K	**M201601**
		F 24°	1650 lm	3000 K	**M201701**
			1760 lm	4000 K	**M201801**
		WF 36°	1610 lm	3000 K	**M201901**
			1710 lm	4000 K	**M202001**



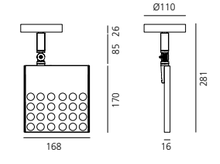

PAD SQUARE SEMI-RECESSED

W	Weight	Beam	Flux	CCT	**Undimmable** Code
29 W	0,97 kg	S 12°	1650 lm	3000 K	**M201504**
			1760 lm	4000 K	**M201604**
		F 24°	1650 lm	3000 K	**M201704**
			1760 lm	4000 K	**M201804**
		WF 36°	1610 lm	3000 K	**M201904**
			1710 lm	4000 K	**M202004**



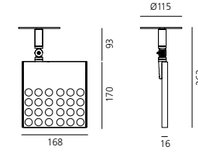



↪ EXTERNAL 3-PHASE TRACK 230V

White **01** Black **04**

TRACK

Length	Code
1000 mm	**TK001.** 01/04
2000 mm	**TK002.** 01/04
3000 mm	**TK003.** 01/04
4000 mm	**TK004.** 01/04



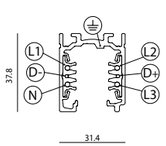

Accessories	Code
 End cap	**TK005.** 01/04
 Power supply end cap Earth conductor on the left.	**TK006.** 01/04
Power supply end cap Earth conductor on the right.	**TK007.** 01/04
 Universal hook Maximum load 10 kg	**TK200.** 01/04
 Kit suspension cables	
L. 1500 mm	**TK201**00
L. 3000 mm	**TK202**00
L. 5000 mm	**TK203**00
 Stem kit L. 1000 mm	**TK204.** 01/04
 Plastic cup for steel cable Ø 1,5 mm	**TK205**01
 T bracket for suspension	**TK206**00
 Universal adapter	
6 conductors	**TK207.** 01/04
4 conductors	**TK208.** 01/04
 Accessory for ceiling installation	**TK209.** 01/04

Joint	Code
 Recessed joint	**TK008.** 01/04
 Linear joint	**TK009.** 01/04
 90° joint Internal earth conductor.	**TK011.** 01/04
90° joint External earth conductor.	**TK010.** 01/04
 3-way joint Earth conductor on right.	**TK012.** 01/04
3-way joint Earth conductor on left.	**TK013.** 01/04
 4-way joint	**TK014.** 01/04
 Flexible joint	**TK015.** 01/04

↪ RECESSED 3-PHASE TRACK 230V

White **01** Black **04**

TRACK

Length	Code
2000 mm	**TK102** 01/04
3000 mm	**TK103** 01/04
4000 mm	**TK104** 01/04



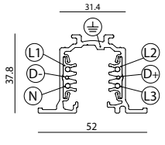

Accessories	Code
 End cap	**TK105.** 01/04
 Power supply end cap Earth conductor on the left.	**TK108.** 01/04
Power supply end cap Earth conductor on the right.	**TK107.** 01/04
 Universal adapter	
6 conductors	**TK207.** 01/04
4 conductors	**TK208.** 01/04

Joint	Code
 Recessed joint	**TK106.** 01/04

The system is a 3 phase mixed system with two additional conductors intended to manage a general data signal (for example DALI, DMX, lon, eib, etc.).

The system is EN 60570 certified and its installation must be accomplished by highly qualified person.

There are four possible installation systems: directly on ceiling or on wall, using the needlepoints on the track, on ceiling or on wall using a metal clip, hanging by the suspension or recessed without exceeding the maximum loads.

↳ EXTERNAL 3-PHASE TRACK 230V - EUTRAC

White **2.** Black **3.** Aluminium **7.**

Three-circuit track for surface mounting.

Extruded aluminium profile in white, black or aluminium finish.

Supplied in lengths of up to 4m, cut to measure.

2 versions: standard version with 5 conductors (1 earth, 1 neutral, 3 phases) each with a 2.5mm² section, or DALI version with 2 additional conductors allowing dimming of lights fitted with DALI dimmable control gear.

Maximum intensity: 16a across the 3 circuits.

Track is pre-cut every 33cm for fixing.

Wide range of accessories, power supply components and electrical and mechanical connectors.

EXTERNAL 3-PHASE TRACK 230V

		Standard	DALI
		Code	Code
	1000 mm 1,00 kg	**L1700.** 2/3/7 **.0**	**L1700.** 2/3/7 **.1**
	2000 mm 2,00 kg	**L1701.** 2/3/7 **.0**	**L1701.** 2/3/7 **.1**
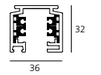	3000 mm 3,00 kg	**L1702.** 2/3/7 **.0**	**L1702.** 2/3/7 **.1**
	4000 mm 4,00 kg	**L1703.** 2/3/7 **.0**	**L1703.** 2/3/7 **.1**
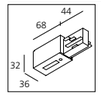	Power supply end cap Earth conductor on the left.	**L1706.** 2/3 **.0** 7 **.0**	**L1706.** 2/3 **.1** 7 **.1**
	Power supply end cap Earth conductor on the right.	**L1707.** 2/3 **.0** 7 **.0**	**L1707.** 2/3 **.1** 7 **.1**
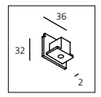	Closure end cap	**L1716.** 2/3 **.0** 7 **.0**	
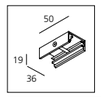	Clip for steel cables or pendant coupler	**L1717.** 2/3 **.0** 7 **.0**	
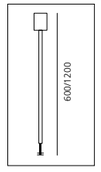	Stem Ø13 mm / L=600mm	**L1704.** 2/3 **.0**	
	Stem Ø13 mm / L=1200mm Can be cut to measure. For use with pendant clip or pendant coupler (on request).	**L1705.** 2/3 **.0**	
	Suspension cables L. 1.500 mm Eutrac L. 3.000 mm Eutrac L. 6.200 mm Eutrac	**L176000** **L176100** **L176200**	

White **2.** Black **3.** Aluminium **7.**

JOINTS

		Standard	DALI
		Code	Code
	Recessed joint	**L1709.** 2/3 **.0** 7 **.0**	**L1709.** 2/3 **.1** 7 **.1**
	Linear joint	**L1710.** 2/3 **.0** 7 **.0**	**L1710.** 2/3 **.1** 7 **.1**
	90° joint Internal earth conductor.	**L1711.** 2/3 **.0** 7 **.0**	**L1711.** 2/3 **.1** 7 **.1**
	90° joint External earth conductor.	**L1712.** 2/3 **.0** 7 **.0**	**L1712.** 2/3 **.1** 7 **.1**
	Flexible joint	**L1715.** 2/3 **.0**	**L1715.** 2/3 **.1**
	3-way joint Earth conductor on left.	**L1718.** 2/3 **.0** 7 **.0**	**L1718.** 2/3 **.1** 7 **.1**
	3-way joint Earth conductor on right.	**L1713.** 2/3 **.0** 7 **.0**	**L1713.** 2/3 **.1** 7 **.1**
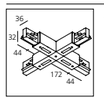	4-way joint	**L1714.** 2/3 **.0** 7 **.0**	**L1714.** 2/3 **.1** 7 **.1**

Accessories		Standard	DALI
		Code	Code
	Universal adapter 230/240V - 16A	**L1720.** 2/3 **.0**	**L1720.** 2/3 **.1**
	Adapter with terminal resistance for DMX signal	**L1722.** 2/3 **.1**	
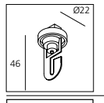	Universal hook Maximum load 10 kg	**L1734.** 2/3 **.0**	
	Accessory for ceiling installation	**L1763.** 2/3 **.0** 7 **.0**	

↪ RECESSED 3-PHASE TRACK 230V - EUTRAC

White **2.** Black **3.**

3-phase track for recess mounting.

Extruded aluminium profile in white, black or aluminium finish.

Supplied in lengths of up to 4m, cut to measure.

2 versions: standard version with 5 conductors (1 earth, 1 neutral, 3 phases) each with a 2.5mm² section, or DALI version with 2 additional conductors allowing dimming of lights fitted with DALI dimmable control gear.

Maximum intensity: 16a across the 3 circuits.

Track is pre-cut every 33cm for fixing.

Wide range of accessories, power supply components and electrical and mechanical connectors.

RECESSED 3-PHASE TRACK

	Standard	DALI
	Code	Code
 **2000 mm** 2,30 kg	**L1726.** 2.**0**	**L1726.** 2.**1**
3000 mm 3,50 kg	**L1727.** 2.**0**	**L1727.** 2.**1**
4000 mm 4,60 kg	**L1728.** 2.**0**	**L1728.** 2.**1**
 40xL		
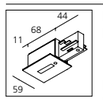 **Power supply end cap** Earth conductor on left.	**L1764.** 2.**0**	**L1764.** 2.**1**
Power supply end cap Earth conductor on right.	**L1765.** 2.**0**	**L1765.** 2.**1**
 **Recessed joint**	**L1732.** 2.**0**	**L1732.** 2.**1**
 **Closure end cap**	**L1733.** 2.**0**	
 **Clip for suspension cable** (6 pieces)	**L173400**	

Accessories	Standard	DALI
	Code	Code
 **Universal adapter** 230/240V - 16A	**L1720.** 2/3 **.0**	**L1720.** 2/3 **.1**
 **MultiAdapter** DMX Terminator	**L1722.** 2/3 **.1**	
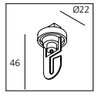 **Universal hook** Maximum load 10 kg	**L1734.** 2/3 **.0**	

↪ INSTALLATION DIAGRAMS

LOAD OF TRACKS WITH SPOTLIGHTS IN RELATION TO FIXING POINTS (INCLUDES THE WEIGHT OF THE TRACK)

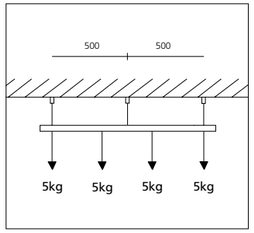

Three-circuit track for pendant mounting with fixing points every 0.5m.
(Can also be used for recessed installation).

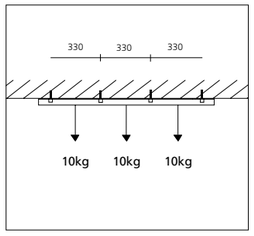

Three-circuit track for ceiling mounting with fixing points every 0.33m.

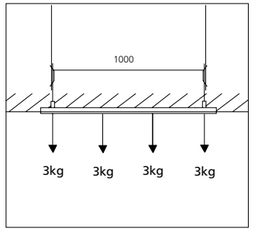

Three-circuit track for recessed installation with fixing points every metre.
(Can also be used for pendant mounting).

EARTH CONDUCTOR DIAGRAMS

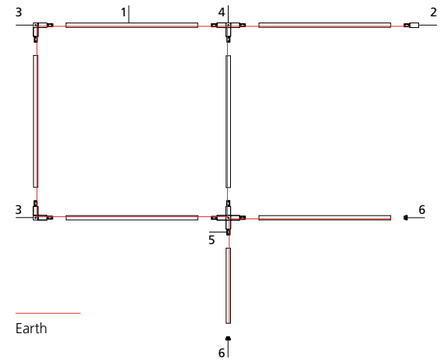

1 Standard three-circuit track.
2 Power supply end cap, earth conductor on left.
3 90° joint, internal earth conductor.
4 3-way joint, earth conductor on left.
5 4-way joint.
6 Closure end cap.

ELECTRICAL DIAGRAM FOR ALTERNATING CURRENT 230V (220-240V)

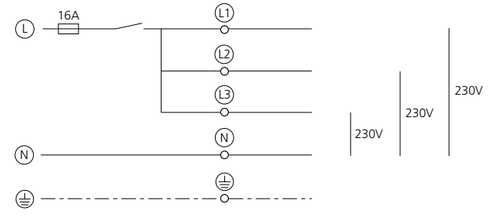

Maximum W allowed: 3600W (max 16A total).
The load can be distributed over the 3 circuits as required.
Protection fuse: 1x16A.
Power supply cable section: min 3x1.5mm² - max 3x2.5mm².

Downlighting ↳



Sharp 202
Everything 226
Una Pro 75 240
Una Pro 150 250
PAD 80 256
Luceri 264
Picto Recessed 278
Parabola 280
Rastaf 286
Zeno Up 290
Zeno Up Frosted 294





Sharp

Carlotta de Bevilacqua
↳ 2016

A patented high-efficiency optical system combining a polynomial optical unit with geometric screening of the beam's viewing angle.

Highly uniform lighting and full emission control.

Total absence of any lighting defects, such as spots or multiple shadows.

Recess depth 60 mm.

Suited for 1 to 25 mm ceilings.

Available in the trim, trimless and SMD versions.

→ PATENT PENDING

For further information on Sharp
↳ visit artemide.com

Artemide App
↳ on request
Only for recessed version
(4x, 6x, 12X, 16x)



Radisson Blu Scandinavia - Holbergs plass, Oslo, KLDC, Limelight - Espen Gronli, ph. Espen Gronli

Sharp
↳ trim - trimless





Sharp
trim - trimless
typologies

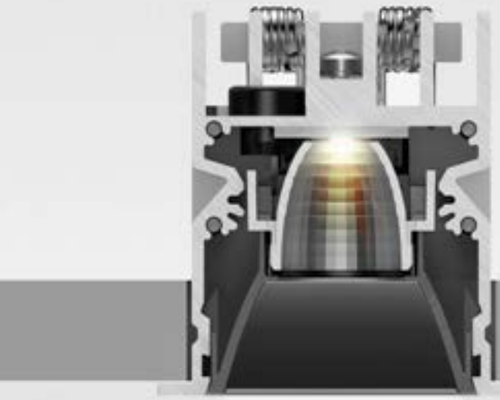

→ Sharp trim



→ Sharp trimless

Minimum distance from the wall

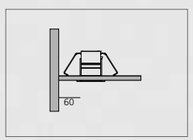

Minimum distance between the devices

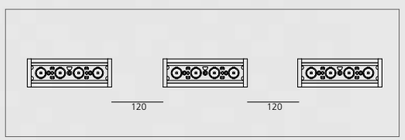



Sharp trim



↳ SHARP TRIM

White **01** · Black **04** · Silver **05**

S · F · WF

Driver 900mA SELV and louvres supplied separately.

MacAdam 2SDCM
Life L90 (17K) 103000h
CRI >90

IP20

	Watt	Beam	Flux	CCT	Code
1 optic unit	3 W	S 20°	189 lm	2700 K	**AF000.** 01/05/04
			201 lm	3000 K	**AF003.** 01/05/04
			215 lm	4000 K	**AF006.** 01/05/04
		F 36°	177 lm	2700 K	**AF001.** 01/05/04
			188 lm	3000 K	**AF004.** 01/05/04
			201 lm	4000 K	**AF007.** 01/05/04
		WF 52°	183 lm	2700 K	**AF002.** 01/05/04
			195 lm	3000 K	**AF005.** 01/05/04
			208 lm	4000 K	**AF008.** 01/05/04
2 optic units	5,5 W	S 20°	377 lm	2700 K	**AF050.** 01/05/04
			402 lm	3000 K	**AF053.** 01/05/04
			430 lm	4000 K	**AF056.** 01/05/04
		F 36°	353 lm	2700 K	**AF051.** 01/05/04
			376 lm	3000 K	**AF054.** 01/05/04
			403 lm	4000 K	**AF057.** 01/05/04
		WF 52°	366 lm	2700 K	**AF052.** 01/05/04
			389 lm	3000 K	**AF055.** 01/05/04
			417 lm	4000 K	**AF058.** 01/05/04
4 optic units	11 W	S 20°	755 lm	2700 K	**AF100.** 01/05/04
			804 lm	3000 K	**AF103.** 01/05/04
			860 lm	4000 K	**AF106.** 01/05/04
		F 36°	706 lm	2700 K	**AF101.** 01/05/04
			752 lm	3000 K	**AF104.** 01/05/04
			805 lm	4000 K	**AF107.** 01/05/04
		WF 52°	731 lm	2700 K	**AF102.** 01/05/04
			779 lm	3000 K	**AF105.** 01/05/04
			834 lm	4000 K	**AF108.** 01/05/04
8 optic units	22 W	S 20°	1509 lm	2700 K	**AF147.** 01/05/04
			1608 lm	3000 K	**AF150.** 01/05/04
			1721 lm	4000 K	**AF153.** 01/05/04
		F 36°	1412 lm	2700 K	**AF148.** 01/05/04
			1504 lm	3000 K	**AF151.** 01/05/04
			1610 lm	4000 K	**AF154.** 01/05/04
		WF 52°	1462 lm	2700 K	**AF149.** 01/05/04
			1558 lm	3000 K	**AF152.** 01/05/04
			1667 lm	4000 K	**AF155.** 01/05/04
12 optic units	33 W	S 20°	2263 lm	2700 K	**AF197.** 01/05/04
			2412 lm	3000 K	**AF200.** 01/05/04
			2581 lm	4000 K	**AF203.** 01/05/04
		F 36°	2118 lm	2700 K	**AF198.** 01/05/04
			2256 lm	3000 K	**AF201.** 01/05/04
			2415 lm	4000 K	**AF204.** 01/05/04
		WF 52°	2193 lm	2700 K	**AF199.** 01/05/04
			2337 lm	3000 K	**AF202.** 01/05/04
			2501 lm	4000 K	**AF205.** 01/05/04
16 optic units	44 W	S 20°	3019 lm	2700 K	**AF247.** 01/05/04
			3215 lm	3000 K	**AF250.** 01/05/04
			3442 lm	4000 K	**AF253.** 01/05/04
		F 36°	2824 lm	2700 K	**AF248.** 01/05/04
			3009 lm	3000 K	**AF251.** 01/05/04
			3220 lm	4000 K	**AF254.** 01/05/04
		WF 52°	2924 lm	2700 K	**AF249.** 01/05/04
			3316 lm	3000 K	**AF252.** 01/05/04
			3335 lm	4000 K	**AF255.** 01/05/04



Driver

	Vac	Lmm	Wmm	Hmm	Optic units	Min. ceiling depht (mm)		Code
7,2 W 900mA	220-240	76	32	22	1x / 2x	80 / 60	Undimmable	**DV1001**
19,8 W 900mA	220-240	125	38	23	4x	60	Undimmable	**DV1002**
20 W 900mA	220-240	180	32	32	4x	80	DALI	**DV1008**
32 W 1000mA	220-240	129,5	42	30	8x	80	Undimmable	**DV1004**
50 W 1050mA	220-240	124	79	22	12x / 16x	80	Undimmable	**DV1005**
40 W 900mA	220-240	97	43	30	8x / 16x	80	Undimmable	**DV1006**
25 W 900mA	220-240	164	38	24,5	1x / 2x / 4x / 8x	150 / 130 / 80 / 60	DALI	**DV1003**
48 W 900mA	220-240	110	75	25,7	12x / 16x	80 / 80	DALI	**DV1007**

Louvres



	Code
1X	**AF950.** 01/04
2X	**AF951.** 01/04
4X	**AF952.** 01/04

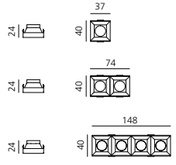

Accessories



Sharping wall grazer lens Kit (4pcs)
26°x70° elliptical lenses kit. It has to be used on top of S 20° reflectors to get an elliptical beam (greater axis along the module length). It contains 4 lenses.

Code
AF06000

Sharp trimless



S F WF

Driver 900mA SELV and louvres supplied separately.

MacAdam 2SDCM
Life L90 (17K) 103000h
CRI >90

IP20

	Watt	Beam	Flux	CCT	Code
1 optic unit	3 W	S 20°	189 lm	2700 K	**AF50000**
			201 lm	3000 K	**AF50300**
			215 lm	4000 K	**AF50600**
		F 36°	177 lm	2700 K	**AF50100**
			188 lm	3000 K	**AF50400**
			201 lm	4000 K	**AF50700**
		WF 52°	183 lm	2700 K	**AF50200**
			195 lm	3000 K	**AF50500**
			208 lm	4000 K	**AF50800**
2 optic units	5,5 W	S 20°	371 lm	2700 K	**AF55000**
			402 lm	3000 K	**AF55300**
			430 lm	4000 K	**AF55600**
		F 36°	353 lm	2700 K	**AF55100**
			376 lm	3000 K	**AF55400**
			403 lm	4000 K	**AF55700**
		WF 52°	366 lm	2700 K	**AF55200**
			389 lm	3000 K	**AF55500**
			417 lm	4000 K	**AF55800**
4 optic units	11 W	S 20°	755 lm	2700 K	**AF60000**
			804 lm	3000 K	**AF60300**
			860 lm	4000 K	**AF60600**
		F 36°	706 lm	2700 K	**AF60100**
			752 lm	3000 K	**AF60400**
			805 lm	4000 K	**AF60700**
		WF 52°	731 lm	2700 K	**AF60200**
			779 lm	3000 K	**AF60500**
			834 lm	4000 K	**AF60800**
8 optic units	22 W	S 20°	1509 lm	2700 K	**AF64700**
			1608 lm	3000 K	**AF65000**
			1721 lm	4000 K	**AF65300**
		F 36°	11412 lm	2700 K	**AF64800**
			1504 lm	3000 K	**AF65100**
			1610 lm	4000 K	**AF65400**
		WF 52°	1462 lm	2700 K	**AF64900**
			1558 lm	3000 K	**AF65200**
			1667 lm	4000 K	**AF65500**
12 optic units	33 W	S 20°	2263 lm	2700 K	**AF69700**
			2412 lm	3000 K	**AF70000**
			2581 lm	4000 K	**AF70300**
		F 36°	2118 lm	2700 K	**AF69800**
			2256 lm	3000 K	**AF70100**
			2415 lm	4000 K	**AF70400**
		WF 52°	2193 lm	2700 K	**AF69900**
			2337 lm	3000 K	**AF70200**
			2501 lm	4000 K	**AF70500**
16 optic units	44 W	S 20°	3019 lm	2700 K	**AF74700**
			3215 lm	3000 K	**AF75000**
			3442 lm	4000 K	**AF75300**
		F 36°	2824 lm	2700 K	**AF74800**
			3009 lm	3000 K	**AF75100**
			3220 lm	4000 K	**AF75400**
		WF 52°	2924 lm	2700 K	**AF74900**
			3316 lm	3000 K	**AF75200**
			3335 lm	4000 K	**AF75500**

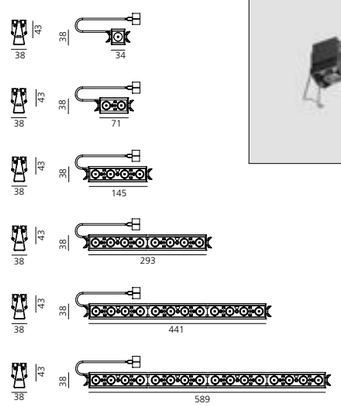



White **01** Black **04**

Driver 900mA SELV and louvres supplied separately.

Frame for recessed installation



	Code
1X	**AF90000**
2X	**AF90100**
4X	**AF90200**
8X	**AF90300**
12X	**AF90400**
16X	**AF90500**

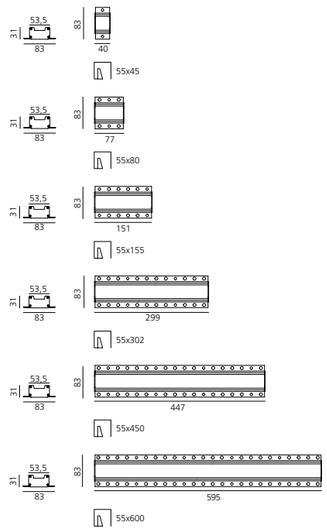

Louvres



	Code
1X	**AF950.** 01/04
2X	**AF951.** 01/04
4X	**AF952.** 01/04

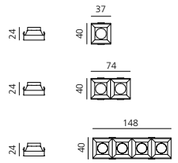

Accessories



	Code
Sharping wall grazer lens Kit (4pcs) 26°x70° elliptical lenses kit. It has to be used on top of S 20° reflectors to get an elliptical beam (greater axis along the module length). It contains 4 lenses.	**AF06000**

Driver

	Vac	Lmm	Wmm	Hmm	Optic units	Min. ceiling depht (mm)		Code
7,2 W 900mA	220-240	76	32	22	1x / 2x	80 / 60	Undimmable	**DV1001**
19,8 W 900mA	220-240	125	38	23	4x	60	Undimmable	**DV1002**
20 W 900mA	220-240	180	32	32	4x	80	DALI	**DV1008**
32 W 1000mA	220-240	129,5	42	30	8x	80	Undimmable	**DV1004**
50 W 1050mA	220-240	124	79	22	12x / 16x	80	Undimmable	**DV1005**
40 W 900mA	220-240	97	43	30	8x / 16x	80	Undimmable	**DV1006**
25 W 900mA	220-240	164	38	24,5	1x / 2x / 4x / 8x	150 / 130 / 80 / 60	DALI	**DV1003**
48 W 900mA	220-240	110	75	25,7	12x / 16x	80 / 80	DALI	**DV1007**



Sharp wall washer

SHARP TRIM WALL WASHER



White
White

01



Silver
Black

05



White

54



Black

04

SHARP TRIMLESS WALL WASHER



White
White

01



Black
Black

04

White White **01** | Black Black **04** | Silver Black **05** | White Black **54**

Driver 900mA SELV a supplied separately.
Louvres included.

MacAdam 2SDCM
Life L90 (17K) 103000h
CRI >90

IP20

TRIM

	W	Flux	CCT	Code
1 optic unit	12 W	657 lm	2700 K	**AF109.** 01/04/05/54
		657 lm	3000 K	**AF110.** 01/04/05/54
		657 lm	4000 K	**AF111.** 01/04/05/54
2 optic units	22 W	1314 lm	2700 K	**AF156.** 01/04/05/54
		1314 lm	3000 K	**AF157.** 01/04/05/54
		1314 lm	4000 K	**AF158.** 01/04/05/54
3 optic units	33 W	1971 lm	2700 K	**AF206.** 01/04/05/54
		1971 lm	3000 K	**AF207.** 01/04/05/54
		1971 lm	4000 K	**AF208.** 01/04/05/54
4 optic units	44 W	2628 lm	2700 K	**AF256.** 01/04/05/54
		2628 lm	3000 K	**AF257.** 01/04/05/54
		2628 lm	4000 K	**AF258.** 01/04/05/54

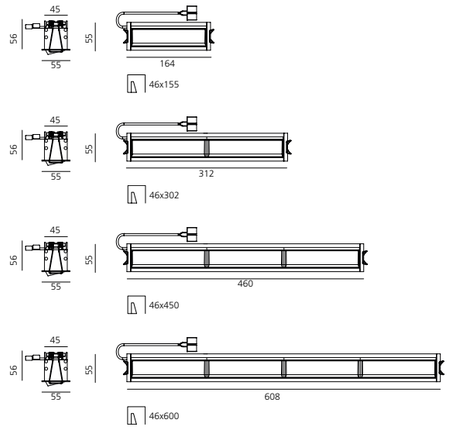

TRIMLESS

	W	Flux	CCT	Code
1 optic unit	12 W	657 lm	2700 K	**AF609.** 01/04
		657 lm	3000 K	**AF610.** 01/04
		657 lm	4000 K	**AF611.** 01/04
2 optic units	22 W	1314 lm	2700 K	**AF656.** 01/04
		1314 lm	3000 K	**AF657.** 01/04
		1314 lm	4000 K	**AF658.** 01/04
3 optic units	33 W	1971 lm	2700 K	**AF706.** 01/04
		1971 lm	3000 K	**AF707.** 01/04
		1971 lm	4000 K	**AF708.** 01/04
4 optic units	44 W	2628 lm	2700 K	**AF756.** 01/04
		2628 lm	3000 K	**AF757.** 01/04
		2628 lm	4000 K	**AF758.** 01/04

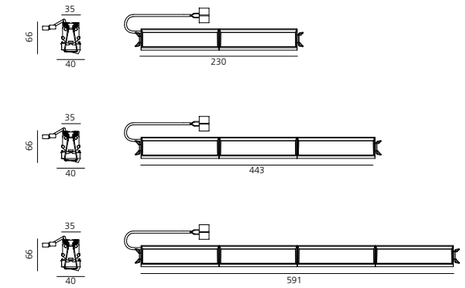

Frame for recessed installation



	Code
1X	**AF902**00
2X	**AF903**00
3X	**AF904**00
4X	**AF905**00

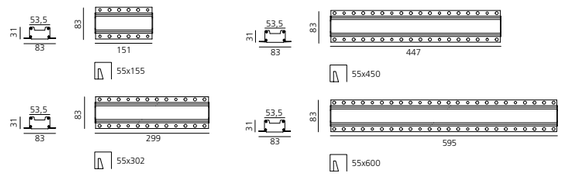

Driver	Vac	L_{mm}	W_{mm}	H_{mm}	Optic units	Min. ceiling depht ($_{mm}$)		Code
19,8 W 900mA	220-240	125	38	23	1x	60	Undimmable	**DV1002**
20 W 900mA	220-240	180	32	32	1x	80	DALI	**DV1008**
32 W 1000mA	220-240	129,5	42	30	2x	80	Undimmable	**DV1004**
50 W 1050mA	220-240	124	79	22	3x / 4x	80	Undimmable	**DV1005**
40 W 900mA	220-240	97	43	30	2x / 4x	80	Undimmable	**DV1006**
25 W 900mA	220-240	164	38	24,5	1x / 2x	80 / 60	DALI	**DV1003**
48 W 900mA	220-240	110	75	25,7	3x / 4x	80 / 80	DALI	**DV1007**

Sharp
↳ SMD



Sharp SMD
1x - 2x - 4x



White **01** | Black **04** | Silver **05**

S | F | WF

Driver 24Vdc Selv and louvres supplied separately.

MacAdam 2SDCM
Life L90 (17K) 103000h
CRI >90

IP20

	Watt	Beam	Flux	CCT	Code
1 optic unit	3,5 W	S 20°	189 lm	2700 K	**AF310.** 01/04/05
			201 lm	3000 K	**AF313.** 01/04/05
			215 lm	4000 K	**AF316.** 01/04/05
		F 36°	177 lm	2700 K	**AF311.** 01/04/05
			188 lm	3000 K	**AF314.** 01/04/05
			201 lm	4000 K	**AF317.** 01/04/05
		WF 52°	183 lm	2700 K	**AF312.** 01/04/05
			195 lm	3000 K	**AF315.** 01/04/05
			208 lm	4000 K	**AF318.** 01/04/05
2 optic units	6,5 W	S 20°	377 lm	2700 K	**AF360.** 01/04/05
			402 lm	3000 K	**AF363.** 01/04/05
			430 lm	4000 K	**AF366.** 01/04/05
		F 36°	353 lm	2700 K	**AF361.** 01/04/05
			376 lm	3000 K	**AF364.** 01/04/05
			403 lm	4000 K	**AF367.** 01/04/05
		WF 52°	366 lm	2700 K	**AF362.** 01/04/05
			389 lm	3000 K	**AF365.** 01/04/05
			417 lm	4000 K	**AF368.** 01/04/05
4 optic units	12 W	S 20°	755 lm	2700 K	**AF410.** 01/04/05
			804 lm	3000 K	**AF413.** 01/04/05
			860 lm	4000 K	**AF416.** 01/04/05
		F 36°	706 lm	2700 K	**AF411.** 01/04/05
			752 lm	3000 K	**AF414.** 01/04/05
			805 lm	4000 K	**AF417.** 01/04/05
		WF 52°	731 lm	2700 K	**AF412.** 01/04/05
			779 lm	3000 K	**AF415.** 01/04/05
			834 lm	4000 K	**AF418.** 01/04/05



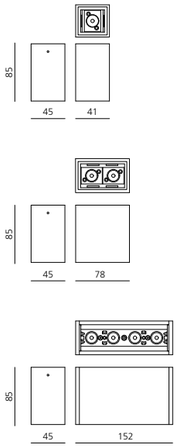

Louvres



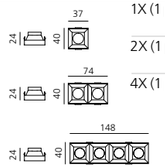

1X (1 pc)
2X (1 pc)
4X (1 pc)

Code
AF950. 01/04
AF951. 01/04
AF952. 01/04

Accessories



Sharping wall grazer lens Kit (4pcs)
26°x70° elliptical lenses kit. It has to be used on top of S 20° reflectors to get an elliptical beam (greater axis along the module length). It contains 4 lenses.

Code
AF06000

Driver	W	Vin (V)	Vout (V)	L mm	W mm	H mm	W max	Min Wire section mm2	Max wire lenght m	n°device 1x 3,5W	n°device 2x 6,3W	n°device 4x 11,6W	Dimming DALI	Dimming 1-10V 0-10V potentiom.	Dimming PUSH	Code
CV Selv	30	220-240 Vac	24Vdc	153	41	32	25	1.5	30	7	4	2	no	no	no	**DV1032**
CV Selv	75	220-240 Vac	24Vdc	180	52	30	63	1.5	30	18	10	5	no	no	no	**DV1009**
CV Selv	120	220-240 Vac	24Vdc	300	40	30	102	1.5	30	29	16	8	no	no	no	**DV1033**
Dimmer	NA	24Vdc	24Vdc PWM	80	54	24	max 100	1.5	30	see above			yes	yes	yes	**DV1048**

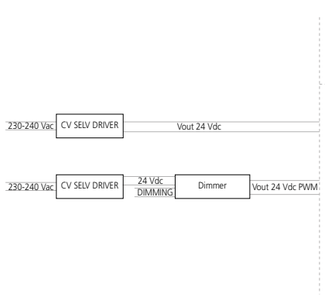

appliances number: see table

Sharp SMD
8x - 12x - 16x



White **01** Black **04** Silver **05**

S F WF

MacAdam 2SDCM
Life L90 (17K) 103000h
CRI >90

IP20



	Watt	Beam	Flux	CCT	Undimmable Code	Dimmable DALI Code
8 optic units	24 W	S 20°	1509 lm	2700 K	**AF457.** 01/04/05	**AF476.** 01/04/05
			1608 lm	3000 K	**AF460.** 01/04/05	**AF470.** 01/04/05
			1721 lm	4000 K	**AF463.** 01/04/05	**AF473.** 01/04/05
		F 36°	1412 lm	2700 K	**AF458.** 01/04/05	**AF477.** 01/04/05
			1504 lm	3000 K	**AF461.** 01/04/05	**AF471.** 01/04/05
			1610 lm	4000 K	**AF464.** 01/04/05	**AF474.** 01/04/05
		WF 52°	1462 lm	2700 K	**AF459** 01/04/05	**AF478.** 01/04/05
			1558 lm	3000 K	**AF462.** 01/04/05	**AF472.** 01/04/05
			1667 lm	4000 K	**AF465.** 01/04/05	**AF475.** 01/04/05
12 optic units	37 W	S 20°	2263 lm	2700 K	**AF807.** 01/04/05	**AF826.** 01/04/05
			2412 lm	3000 K	**AF810.** 01/04/05	**AF820.** 01/04/05
			2581 lm	4000 K	**AF813.** 01/04/05	**AF823.** 01/04/05
		F 36°	2118 lm	2700 K	**AF808.** 01/04/05	**AF827.** 01/04/05
			2256 lm	3000 K	**AF811.** 01/04/05	**AF821.** 01/04/05
			2415 lm	4000 K	**AF814.** 01/04/05	**AF824.** 01/04/05
		WF 52°	2193 lm	2700 K	**AF809.** 01/04/05	**AF828.** 01/04/05
			2337 lm	3000 K	**AF812.** 01/04/05	**AF822.** 01/04/05
			2501 lm	4000 K	**AF815.** 01/04/05	**AF825.** 01/04/05
16 optic units	47 W	S 20°	3018 lm	2700 K	**AF857.** 01/04/05	**AF876.** 01/04/05
			3215 lm	3000 K	**AF860.** 01/04/05	**AF870.** 01/04/05
			3442 lm	4000 K	**AF863.** 01/04/05	**AF873.** 01/04/05
		F 36°	2824 lm	2700 K	**AF858.** 01/04/05	**AF877.** 01/04/05
			3009 lm	3000 K	**AF861.** 01/04/05	**AF871.** 01/04/05
			3220 lm	4000 K	**AF864.** 01/04/05	**AF874.** 01/04/05
		WF 52°	2924 lm	2700 K	**AF859.** 01/04/05	**AF878.** 01/04/05
			3316 lm	3000 K	**AF862.** 01/04/05	**AF872.** 01/04/05
			3335 lm	4000 K	**AF865.** 01/04/05	**AF875.** 01/04/05

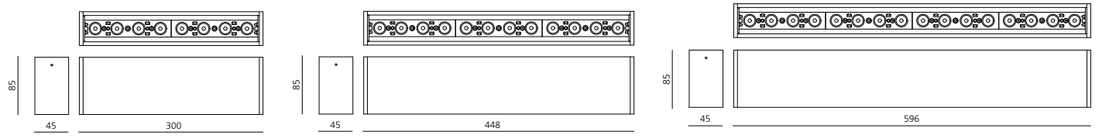

Louvres



4X (1pc)

Code
AF952. 01/04

Accessories



Sharping wall grazer lens Kit (4pcs)
26°x70° elliptical lenses kit. It has to be used on top of S 20° reflectors to get an elliptical beam (greater axis along the module length). It contains 4 lenses.

Code
AF06000

Sharp SMD wall washer



White
White

01



Silver
Black

05



White
Black

54



Black
Black

04

White
White
01

Black
Black
04

Silver
Black
05

White
Black
54

MacAdam 2SDCM
Life L90 (17K) 103000h
CRI >90

IP20

Driver 24Vdc Selv a supplied separately.

	W	Flux	CCT	Code
1 optic unit	12 W	657 lm	2700 K	**AF419.** 01/04/05/54
		657 lm	3000 K	**AF420.** 01/04/05/54
		657 lm	4000 K	**AF421.** 01/04/05/54

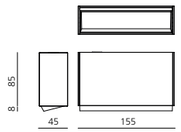

Driver	W	Vin (V)	Vout (V)	L mm	W mm	H mm	W max	Min Wire section mm2	Max wire lenght m	n°device 1 optic units 11,6W	Dimming DALI	Dimming 1-10V 0-10V potentiom.	Dimming PUSH	Code
CV Selv	30	220-240 Vac	24Vdc	153	41	32	25	1.5	30	2	no	no	no	**DV1032**
CV Selv	75	220-240 Vac	24Vdc	180	52	30	63	1.5	30	3	no	no	no	**DV1009**
CV Selv	120	220-240 Vac	24Vdc	300	40	30	102	1.5	30	4	no	no	no	**DV1033**
Dimmer	NA	24Vdc	24Vdc PWM	80	54	24	max 100	1.5	30	see above	yes	yes	yes	**DV1048**

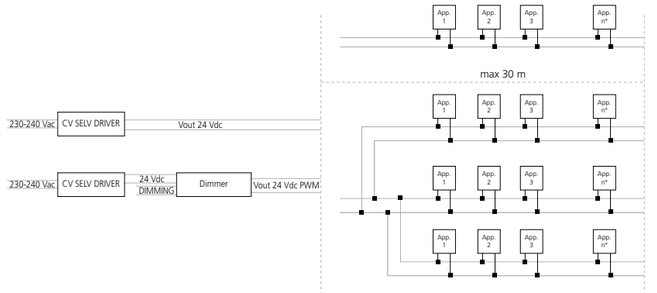

appliances number: see table

Electronic ballast included.

	W	Flux	CCT	**Undimmable** Code	**Dimmable DALI** Code
2 optic units	22 W	1314 lm	2700 K	**AF466.** 01/04/05/54	**AF479.** 01/04/05/54
		1314 lm	3000 K	**AF467.** 01/04/05/54	**AF480.** 01/04/05/54
		1314 lm	4000 K	**AF468.** 01/04/05/54	**AF481.** 01/04/05/54
3 optic units	33 W	1971 lm	2700 K	**AF816.** 01/04/05/54	**AF829.** 01/04/05/54
		1971 lm	3000 K	**AF817.** 01/04/05/54	**AF830.** 01/04/05/54
		1971 lm	4000 K	**AF818.** 01/04/05/54	**AF831.** 01/04/05/54
4 optic units	44 W	2628 lm	2700 K	**AF866.** 01/04/05/54	**AF880.** 01/04/05/54
		2628 lm	3000 K	**AF867.** 01/04/05/54	**AF881.** 01/04/05/54
		2628 lm	4000 K	**AF868.** 01/04/05/54	**AF882.** 01/04/05/54

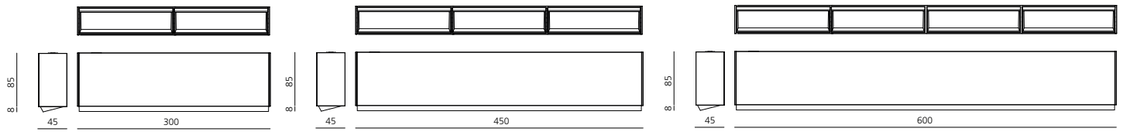



EVERYTHING 35
ROUND-SQUARE



EVERYTHING 55
ROUND-SQUARE



EVERYTHING 80
ROUND-SQUARE



EVERYTHING 105
ROUND-SQUARE



EVERYTHING 150
ROUND-SQUARE

Everything

Ernesto Gismondi
↪ 2013



Everything typologies






For further information on Everything
↳ visit artemide.com

Artemide App
↳ on request
Only for 105/150 version

5 dimensions: 35 mm, 55 mm, 80 mm, 105 mm, 150 mm.

Different options available: fixed or adjustable (excluding Everything 35), round or square, trim or trimless.

LED versions use an optical system based on a hybrid technology (lens and reflector) producing defined beams with high-power LEDs.

The extruded aluminium heat sink guarantees great thermal management, long life and high efficiency, while providing maximum luminous flux.

Adjustable versions (excluding Everything 80 option) are equipped with a blocking system to guarantee perfect framing.

Rotation up to 360°, beam angle +30°/-30°.

Separate electronic driver: non-dimmable or DALI dimmable options for LED products.

Compliant with standard EN60598-1 and other specific regulations.

↳ EVERYTHING 35

White Black Silver S F

Driver 500 mA SELV supplied separately.

MacAdam 3SDCM
Life L80 (13K) 78600h
CRI=90

IP20

Round						
W	Weight	Beam	Flux	CCT	Color	Code
1,4 W	0,10 kg	S 14°	70 lm	2700 K	○	**NL4203010Y006**
					●	**NL4203010Y004**
					●	**NL4203010Y002**
			98 lm	3000 K	○	**NL4203010K006**
					●	**NL4203010K004**
					●	**NL4203010K002**
		F 24°	70 lm	2700 K	○	**NL4203025Y006**
					●	**NL4203025Y004**
					●	**NL4203025Y002**
			98 lm	3000 K	○	**NL4203025K006**
					●	**NL4203025K004**
					●	**NL4203025K002**

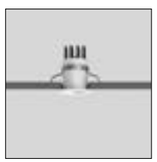

ø 29 mm

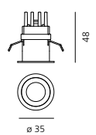

Square						
W	Weight	Beam	Flux	CCT	Color	Code
1,4 W	0,10 kg	S 14°	70 lm	2700 K	○	**NL4203110Y006**
					●	**NL4203110Y004**
					●	**NL4203110Y002**
			98 lm	3000 K	○	**NL4203110K006**
					●	**NL4203110K004**
					●	**NL4203110K002**
		F 24°	70 lm	2700 K	○	**NL4203125Y006**
					●	**NL4203125Y004**
					●	**NL4203125Y002**
			98 lm	3000 K	○	**NL4203125K006**
					●	**NL4203125K004**
					●	**NL4203125K002**



29 x 29 mm

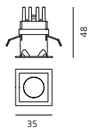

Driver	Vac	Lmm	Wmm	Hmm			Code
cc 8W 500mA slim	220-240	22	110	19	4max	Undimmable	**NL19041**
*cc 23W 500mA	220-240	156	52	26	11max	DALI/PUSH/1-10/0-10V dimmable	**M077401***

*For use only on accessible ceiling

↳ EVERYTHING 55

White Black Silver F WF

Driver 500 mA SELV supplied separately.

MacAdam 3SDCM
Life L80 (13K) 78600h
CRI=80

IP20

Round						Fixed	Adjustable
W	Weight	Beam	Flux	CCT	Color	Code	Code
6,4 W	0,20 kg	F 20°	476 lm	2700 K	○	**NL4203518Y006**	**NL4203318Y006**
					●	**NL4203518Y004**	**NL4203318Y004**
					●	**NL4203518Y002**	**NL4203318Y002**
			476 lm	3000 K	○	**NL4203518K006**	**NL4203318K006**
					●	**NL4203518K004**	**NL4203318K004**
					●	**NL4203518K002**	**NL4203318K002**
		WF 34°	442 lm	2700 K	○	**NL4203534Y006**	**NL4203334Y006**
					●	**NL4203534Y004**	**NL4203334Y004**
					●	**NL4203534Y002**	**NL4203334Y002**
			442 lm	3000 K	○	**NL4203534K006**	**NL4203334K006**
					●	**NL4203534K004**	**NL4203334K004**
					●	**NL4203534K002**	**NL4203334K002**
8,5 W	0,30 kg	F 20°	634 lm	2700 K	○	**NL4204118Y006**	
					●	**NL4204118Y004**	
					●	**NL4204118Y002**	
			634 lm	3000 K	○	**NL4204118K006**	
					●	**NL4204118K004**	
					●	**NL4204118K002**	
		WF 34°	589 lm	2700 K	○	**NL4204134Y006**	
					●	**NL4204134Y004**	
					●	**NL4204134Y002**	
			589 lm	3000 K	○	**NL4204134K006**	
					●	**NL4204134K004**	
					●	**NL4204134K002**	



ø 50 mm

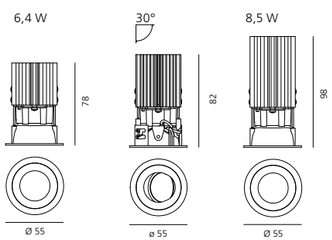

Square						Fixed	Adjustable
W	Weight	Beam	Flux	CCT	Color	Code	Code
6,4 W	0,20 kg	F 20°	476 lm	2700 K	○	**NL4203418Y006**	**NL4203218Y006**
					●	**NL4203418Y004**	**NL4203218Y004**
					●	**NL4203418Y002**	**NL4203218Y002**
			476 lm	3000 K	○	**NL4203418K006**	**NL4203218K006**
					●	**NL4203418K004**	**NL4203218K004**
					●	**NL4203418K002**	**NL4203218K002**
		WF 34°	442 lm	2700 K	○	**NL4203434Y006**	**NL4203234Y006**
					●	**NL4203434Y004**	**NL4203234Y004**
					●	**NL4203434Y002**	**NL4203234Y002**
			442 lm	3000 K	○	**NL4203434K006**	**NL4203234K006**
					●	**NL4203434K004**	**NL4203234K004**
					●	**NL4203434K002**	**NL4203234K002**
8,5 W	0,30 kg	F 20°	634 lm	2700 K	○	**NL4204218Y006**	
					●	**NL4204218Y004**	
					●	**NL4204218Y002**	
			634 lm	3000 K	○	**NL4204218K006**	
					●	**NL4204218K004**	
					●	**NL4204218K002**	
		WF 34°	589 lm	2700 K	○	**NL4204234Y006**	
					●	**NL4204234Y004**	
					●	**NL4204234Y002**	
			589 lm	3000 K	○	**NL4204234K006**	
					●	**NL4204234K004**	
					●	**NL4204234K002**	



50 x 50 mm

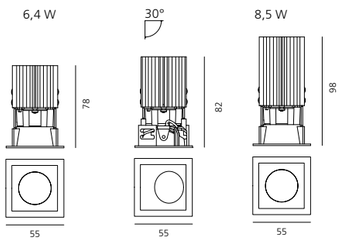

Driver	Vac	Lmm	Wmm	Hmm			Code
cc 15W 500mA	220-240	150	22	19	2max	Everything 55 - 6,4W	**M077900**
cc 25W 500mA	220-240	164	38	25	3max	Everything 55 - 6,4W	**DV1003**
*cc 23W 500mA	220-240	156	52	26	3max	Everything 55 - 6,4W	**M077401***
cc 20W 700mA	220-240	125	38	23	1max	Everything 55 - 8,5W	**NL19036**
*cc 32W 700mA	220-240	103	67	21	3max	Everything 55 - 8,5W	**M079300***
*cc 32W 700mA	220-240	103	67	21	3max	Everything 55 - 8,5W	**M079200***
cc 25W 700mA	220-240	164	38	25	2max	Everything 55 - 8,5W	**DV1003**
*cc 28W 700mA	220-240	156	53	26	2max	Everything 55 - 8,5W	**M077401***

*For use only on accessible ceiling

↳ EVERYTHING 80 ROUND

Black White Silver — Trim
Black White Polished metal — Deflector
F WF
Driver 350mA SELV supplied separately.
MacAdam 3SDCM Life L80 (9K) 50000h CRI=90
▼ IP20 / ▲ IP44
850°
30°

Trim							Fixed	Adjustable
W	Weight	Beam	Flux	CCT	Trim	Deflector	Code	Code
13 W	0,24 kg	F 23°	993 lm	2700 K	○	○	**M325720**	**M325725**
					●	◑	**M331110**	**M331115**
					○	◑	**M331120**	**M331125**
					○	●	**M326020**	**M326025**
					●	●	**M326010**	**M326015**
					◌	●	**M326060**	**M326065**
			1038 lm	3000 K	○	○	**M251020**	**M251025**
					●	◑	**M278610**	**M278615**
					○	◑	**M278620**	**M278625**
					○	●	**M251620**	**M251625**
					●	●	**M251610**	**M251615**
					◌	●	**M251660**	**M251665**
		F 28°	1007 lm	2700 K	○	○	**M325820**	**M325825**
					●	◑	**M331210**	**M331215**
					○	◑	**M331220**	**M331225**
					○	●	**M326120**	**M326125**
					●	●	**M326110**	**M326115**
					◌	●	**M326160**	**M326165**
			1052 lm	3000 K	○	○	**M251220**	**M251225**
					●	◑	**M278810**	**M278815**
					○	◑	**M278820**	**M278825**
					○	●	**M251820**	**M251825**
					●	●	**M251810**	**M251815**
					◌	●	**M251860**	**M251865**
		WF 46°	986 lm	2700 K	○	○	**M325920**	**M325925**
					●	◑	**M331310**	**M331315**
					○	◑	**M331320**	**M331325**
					○	●	**M326220**	**M326225**
					●	●	**M326210**	**M326215**
					◌	●	**M326260**	**M326265**
			1030 lm	3000 K	○	○	**M251420**	**M251425**
					●	◑	**M279010**	**M279015**
					○	◑	**M279020**	**M279025**
					○	●	**M252020**	**M252025**
					●	●	**M252010**	**M252015**
					◌	●	**M252060**	**M252065**



ø 67 mm

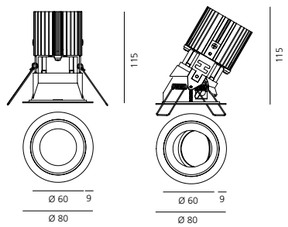

Trimless						Fixed	Adjustable
W	Weight	Beam	Flux	CCT	Deflector	Code	Code
13 W	0,24 kg	F 23°	993 lm	2700 K	○	**M326300**	**M326305**
					●	**M326600**	**M326605**
					◑	**M331400**	**M331405**
			1038 lm	3000 K	○	**M252200**	**M252205**
					●	**M252800**	**M252805**
					◑	**M279200**	**M279205**
		F 28°	1007 lm	2700 K	○	**M326400**	**M326405**
					●	**M326700**	**M326705**
					◑	**M331500**	**M331505**
			1052 lm	3000 K	○	**M252400**	**M252405**
					●	**M253000**	**M253005**
					◑	**M279400**	**M279405**
		WF 46°	986 lm	2700 K	○	**M326500**	**M326505**
					●	**M326800**	**M326805**
					◑	**M331600**	**M331605**
			1030 lm	3000 K	○	**M252600**	**M252605**
					●	**M253200**	**M253205**
					◑	**M279600**	**M279605**



ø 67 mm

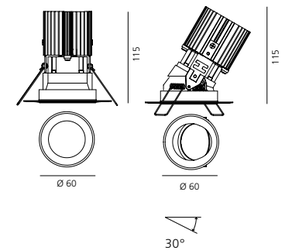

Driver	Vac	Lmm	Wmm	Hmm			Code
cc 15W 350mA	220-240	125	38	23	1max	Undimmable	**M077500**
cc 16W 350mA	220-240	156	52	26	1max	DALI/PUSH/0-10V dimmable	**M077401**

↳ EVERYTHING 80 SQUARE

Black White Silver — Trim
Black White Polished metal — Deflector
F WF
Driver 350mA SELV supplied separately.
MacAdam 3SDCM Life L80 (9K) 50000h CRI=90
▼ IP20 / ▲ IP44
850°
30°

Trim							Fixed	Adjustable
W	Weight	Beam	Flux	CCT	Trim	Deflector	Code	Code
13 W	0,24 kg	F 23°	992 lm	2700 K	○	○	**M326920**	**M326925**
					●	◑	**M330510**	**M330515**
					○	◑	**M330520**	**M330525**
					○	●	**M327220**	**M327225**
					●	●	**M327210**	**M327215**
					◌	●	**M327260**	**M327265**
			1037 lm	3000 K	○	○	**M253420**	**M253425**
					●	◑	**M273610**	**M273615**
					○	◑	**M273620**	**M273625**
					○	●	**M254020**	**M254025**
					●	●	**M254010**	**M254015**
					◌	●	**M254060**	**M254065**
		F 28°	1003 lm	2700 K	○	○	**M327020**	**M327025**
					●	◑	**M330610**	**M330615**
					○	◑	**M330620**	**M330625**
					○	●	**M327320**	**M327325**
					●	●	**M327310**	**M327315**
					◌	●	**M327360**	**M327365**
			1048 lm	3000 K	○	○	**M253620**	**M253625**
					●	◑	**M273810**	**M273815**
					○	◑	**M273820**	**M273825**
					○	●	**M254220**	**M254225**
					●	●	**M254210**	**M254215**
					◌	●	**M254260**	**M254265**
		WF 46°	986 lm	2700 K	○	○	**M327120**	**M327125**
					●	◑	**M330710**	**M330715**
					○	◑	**M330720**	**M330725**
					○	●	**M327420**	**M327425**
					●	●	**M327410**	**M327415**
					◌	●	**M327460**	**M327465**
			1030 lm	3000 K	○	○	**M253820**	**M253825**
					●	◑	**M274010**	**M274015**
					○	◑	**M274020**	**M274025**
					○	●	**M254420**	**M254425**
					●	●	**M254410**	**M254415**
					◌	●	**M254460**	**M254465**



67 x 67 mm

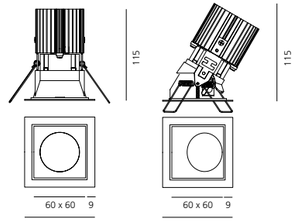

Trimless						Fixed	Adjustable
W	Weight	Beam	Flux	CCT	Deflector	Code	Code
13 W	0,24 kg	F 23°	992 lm	2700 K	○	**M327500**	**M327505**
					●	**M327800**	**M327805**
					◑	**M330800**	**M330805**
			1037 lm	3000 K	○	**M254600**	**M254605**
					●	**M255200**	**M255205**
					◑	**M274200**	**M274205**
		F 28°	1003 lm	2700 K	○	**M327600**	**M327605**
					●	**M327900**	**M327905**
					◑	**M330900**	**M330905**
			1048 lm	3000 K	○	**M254800**	**M254805**
					●	**M255400**	**M255405**
					◑	**M274400**	**M274405**
		WF 46°	986 lm	2700 K	○	**M327700**	**M327705**
					●	**M328000**	**M328005**
					◑	**M331000**	**M331005**
			1030 lm	3000 K	○	**M255000**	**M255005**
					●	**M255600**	**M255605**
					◑	**M274600**	**M274605**



67 x 67 mm

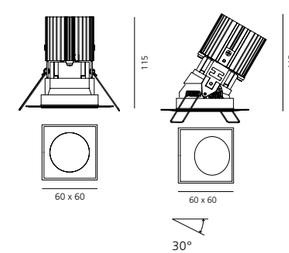

Driver	Vac	Lmm	Wmm	Hmm			Code
cc 15W 350mA	220-240	125	38	23	1max	Undimmable	**M077500**
cc 16W 350mA	220-240	156	52	26	1max	DALI/PUSH/0-10V dimmable	**M077401**





↳ EVERYTHING 105 TRIM

Black White Silver — Trim
Black Polished metal — Deflector

F WF

Driver 350mA
SELV supplied
separately.

MacAdam 3SDCM
Life L80 (9K) 50000h
CRI=90

▼ **IP**20 / ▲ **IP**44
850°
30° 360°

Round

W	Weight	Beam	Flux	CCT	Trim	Deflector	Fixed Code	Adjustable Code
13 W	0,30 kg	F 25°	821 lm	2700 K	○	●	**M328120**	**M328125**
					◔	●	**M328160**	**M328165**
					●	●	**M328140**	**M328145**
					○	◐	**M328420**	**M328425**
					◔	◐	**M328460**	**M328465**
					●	◐	**M328440**	**M328445**
			858 lm	3000 K	○	●	**M255820**	**M255825**
					◔	●	**M255860**	**M255865**
					●	●	**M255840**	**M255845**
					○	◐	**M256420**	**M256425**
					◔	◐	**M256460**	**M256465**
					●	◐	**M256440**	**M256445**
		F 28°	818 lm	2700 K	○	●	**M328220**	**M328225**
					◔	●	**M328260**	**M328265**
					●	●	**M328240**	**M328245**
					○	◐	**M328520**	**M328525**
					◔	◐	**M328560**	**M328565**
					●	◐	**M328540**	**M328545**
			855 lm	3000 K	○	●	**M256020**	**M256025**
					◔	●	**M256060**	**M256065**
					●	●	**M256040**	**M256045**
					○	◐	**M256620**	**M256625**
					◔	◐	**M256660**	**M256665**
					●	◐	**M256640**	**M256645**
		WF 46°	696 lm	2700 K	○	●	**M328320**	**M328325**
					◔	●	**M328360**	**M328365**
					●	●	**M328340**	**M328345**
			727 lm	3000 K	○	●	**M256220**	**M256225**
					◔	●	**M256260**	**M256265**
					●	●	**M256240**	**M256245**



ø 92 mm

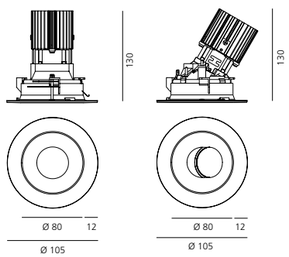

Square

W	Weight	Beam	Flux	CCT	Trim	Deflector	Fixed Code	Adjustable Code
13 W	0,30 kg	F 25°	850 lm	2700 K	○	●	**M329320**	**M329325**
					◔	●	**M329360**	**M329365**
					●	●	**M329340**	**M329345**
					○	◐	**M329620**	**M329625**
					◔	◐	**M329660**	**M329665**
					●	◐	**M329640**	**M329645**
			888 lm	3000 K	○	●	**M258220**	**M258225**
					◔	●	**M258260**	**M258265**
					●	●	**M258240**	**M258245**
					○	◐	**M258820**	**M258825**
					◔	◐	**M258860**	**M258865**
					●	◐	**M258840**	**M258845**
		F 28°	866 lm	2700 K	○	●	**M329420**	**M329425**
					◔	●	**M329460**	**M329465**
					●	●	**M329440**	**M329445**
					○	◐	**M329720**	**M329725**
					◔	◐	**M329760**	**M329765**
					●	◐	**M329740**	**M329745**
			905 lm	3000 K	○	●	**M258420**	**M258425**
					◔	●	**M258460**	**M258465**
					●	●	**M258440**	**M258445**
					○	◐	**M259020**	**M259025**
					◔	◐	**M259060**	**M259065**
					●	◐	**M259040**	**M259045**
		WF 46°	708 lm	2700 K	○	●	**M329520**	**M329525**
					◔	●	**M329560**	**M329565**
					●	●	**M329540**	**M329545**
			739 lm	3000 K	○	●	**M258620**	**M258625**
					◔	●	**M258660**	**M258665**
					●	●	**M258640**	**M258645**



92 x 92 mm

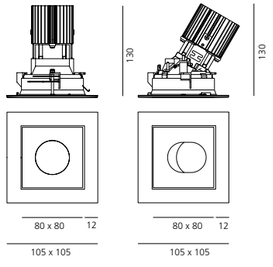

Driver	Vac	L_{mm}	W_{mm}	H_{mm}			Code
cc 15W 350mA	220-240	125	38	23	1max	Undimmable	**M077500**
cc 16W 350mA	220-240	156	52	26	1max	DALI/PUSH/0-10V dimmable	**M077401**

↳ EVERYTHING 105 KIT TRIMLESS

Black Polished metal

F WF

Driver 350mA SELV
supplied separately.

Fitting to be completed with installation frame for recessing into ceiling.

MacAdam 3SDCM
Life L80 (9K) 50000h
CRI=90

▼ **IP**20 / ▲ **IP**44
850°
30° 360°

Round optical unit: trimless

W	Weight	Beam	Flux	CCT	Deflector	Fixed Code	Adjustable Code
13 W	0,30 kg	F 25°	821 lm	2700 K	●	**M328700**	**M328705**
					◐	**M329000**	**M329005**
			858 lm	3000 K	●	**M257000**	**M257005**
					◐	**M257600**	**M257605**
		F 28°	818 lm	2700 K	●	**M328800**	**M328805**
					◐	**M329100**	**M329105**
			855 lm	3000 K	●	**M257200**	**M257205**
					◐	**M257800**	**M257805**
		WF 46°	696 lm	2700 K	●	**M328900**	**M328905**
			727 lm	3000 K	●	**M257400**	**M257405**



ø 92 mm

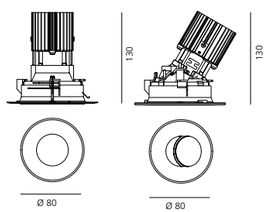

Frame



Round frame
for recessed installation

ø 92 mm

Code
M273400

Square optical unit: trimless

W	Weight	Beam	Flux	CCT	Deflector	Fixed Code	Adjustable Code
13 W	0,30 kg	F 25°	850 lm	2700 K	●	**M329900**	**M329905**
					◐	**M330200**	**M330205**
			888 lm	3000 K	●	**M259400**	**M259405**
					◐	**M260000**	**M260005**
		F 28°	866 lm	2700 K	●	**M330000**	**M330005**
					◐	**M330300**	**M330305**
			905 lm	3000 K	●	**M259600**	**M259605**
					◐	**M260200**	**M260205**
		WF 46°	708 lm	2700 K	●	**M330100**	**M330105**
			739 lm	3000 K	●	**M259800**	**M259805**



92 x 92 mm

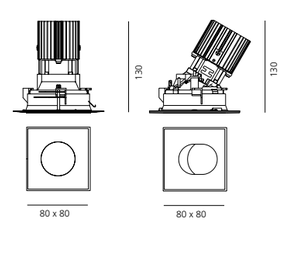

Frame



Square frame
for recessed installation

92 x 92 mm

Code
M273500

Driver	Vac	L_{mm}	W_{mm}	H_{mm}			Code
cc 15W 350mA	220-240	125	38	23	1max	Undimmable	**M077500**
cc 16W 350mA	220-240	156	52	26	1max	DALI/PUSH/0-10V dimmable	**M077401**

↳ EVERYTHING 150 TRIM

Black White Silver Black Polished metal

Trim Deflector

F WF

Driver 700mA SELV supplied separately.

MacAdam 3SDCM
Life L80 (9K) 50000h
CRI=90

▼ **IP**20 / ▲ **IP**44
850°
30° 360°

Round

W	Weight	Beam	Flux	CCT	Trim	Deflector	Fixed Code	Adjustable Code
24 W	0,30 kg	F 18°	1957 lm	2700 K	○	●	**M323320**	**M323325**
					◔	●	**M323360**	**M323365**
					●	●	**M323340**	**M323345**
					○	◐	**M323620**	**M323625**
					◔	◐	**M323660**	**M323665**
					●	◐	**M323640**	**M323645**
			2045 lm	3000 K	○	●	**M260620**	**M260625**
					◔	●	**M260660**	**M260665**
					●	●	**M260640**	**M260645**
					○	◐	**M261220**	**M261225**
					◔	◐	**M261260**	**M261265**
					●	◐	**M261240**	**M261245**
		F 28°	1727 lm	2700 K	○	●	**M323420**	**M323425**
					◔	●	**M323460**	**M323465**
					●	●	**M323440**	**M323445**
					○	◐	**M323820**	**M323825**
					◔	◐	**M323860**	**M323865**
					●	◐	**M323840**	**M323845**
			1804 lm	3000 K	○	●	**M260820**	**M260825**
					◔	●	**M260860**	**M260865**
					●	●	**M260840**	**M260845**
					○	◐	**M261620**	**M261625**
					◔	◐	**M261660**	**M261665**
					●	◐	**M261640**	**M261645**
		WF 46°	1606 lm	2700 K	○	●	**M323520**	**M323525**
					◔	●	**M323560**	**M323565**
					●	●	**M323540**	**M323545**
			1677 lm	3000 K	○	●	**M261020**	**M261025**
					◔	●	**M261060**	**M261065**
					●	●	**M261040**	**M261045**



ø 136 mm

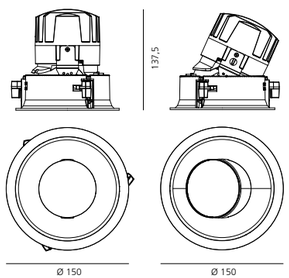

Square

W	Weight	Beam	Flux	CCT	Trim	Deflector	Fixed Code	Adjustable Code
24 W	0,30 kg	F 18°	1957 lm	2700 K	○	●	**M324520**	**M324525**
					◔	●	**M324560**	**M324565**
					●	●	**M324540**	**M324545**
					○	◐	**M324820**	**M324825**
					◔	◐	**M324860**	**M324865**
					●	◐	**M324840**	**M324845**
			2045 lm	3000 K	○	●	**M263020**	**M263025**
					◔	●	**M263060**	**M263065**
					●	●	**M263040**	**M263045**
					○	◐	**M263620**	**M263625**
					◔	◐	**M263660**	**M263665**
					●	◐	**M263640**	**M263645**
		F 28°	1727 lm	2700 K	○	●	**M324620**	**M324625**
					◔	●	**M324660**	**M324665**
					●	●	**M324640**	**M324645**
					○	◐	**M325020**	**M325025**
					◔	◐	**M325060**	**M325065**
					●	◐	**M325040**	**M325045**
			1804 lm	3000 K	○	●	**M263220**	**M263225**
					◔	●	**M263260**	**M263265**
					●	●	**M263240**	**M263245**
					○	◐	**M264020**	**M264025**
					◔	◐	**M264060**	**M264065**
					●	◐	**M264040**	**M264045**
		WF 46°	1606 lm	2700 K	○	●	**M324720**	**M324725**
					◔	●	**M324760**	**M324765**
					●	●	**M324740**	**M324745**
			1677 lm	3000 K	○	●	**M263420**	**M263425**
					◔	●	**M263460**	**M263465**
					●	●	**M263440**	**M263445**



136 x 136 mm

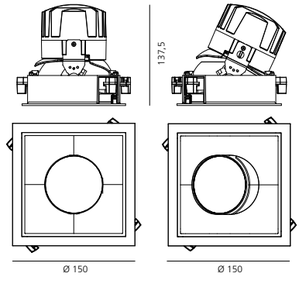

Driver	Vac	L_{mm}	W_{mm}	H_{mm}			Code
cc 30W 700mA	220-240	165	43	30	1max	Undimmable	**M076800**
cc 36W 700mA	220-240	103	67	21	1max	DALI dimmable	**M079200**
cc32W 700mA	220-240	103	67	21	1max	PUSH/0-10V dimmable	**M079300**

↳ EVERYTHING 150 KIT TRIMLESS

Black Polished metal

F WF

Driver 700mA SELV supplied separately.

Fitting to be completed with installation frame for recessing into ceiling.

MacAdam 3SDCM
Life L80 (9K) 50000h
CRI=90

▼ **IP**20 / ▲ **IP**44
850°
30° 360°

Round optical unit: trimless

W	Weight	Beam	Flux	CCT	Deflector	Fixed Code	Adjustable Code
24 W	0,30 kg	F 18°	1957 lm	2700 K	●	**M323900**	**M323905**
					◐	**M324200**	**M324205**
			2045 lm	3000 K	●	**M261800**	**M261805**
					◐	**M262400**	**M262405**
		F 28°	1727 lm	2700 K	●	**M324000**	**M324005**
					◐	**M324300**	**M324305**
			1804 lm	3000 K	●	**M262000**	**M262005**
					◐	**M262600**	**M262605**
		WF 46°	1606 lm	2700 K	●	**M324100**	**M324105**
			1677 lm	3000 K	●	**M262200**	**M262205**



ø 136 mm

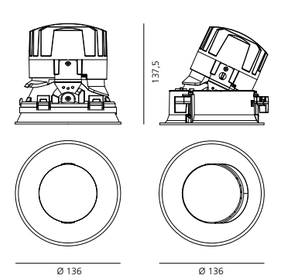

Frame



Round frame
for recessed installation

ø 136 mm

Code
M274800

Square optical unit: trimless

W	Weight	Beam	Flux	CCT	Deflector	Fixed Code	Adjustable Code
24 W	0,30 kg	F 18°	1957 lm	2700 K	●	**M325100**	**M325105**
					◐	**M325400**	**M325405**
			2045 lm	3000 K	●	**M264200**	**M264205**
					◐	**M264800**	**M264805**
		F 28°	1727 lm	2700 K	●	**M325200**	**M325205**
					◐	**M325500**	**M325505**
			1804 lm	3000 K	●	**M264400**	**M264405**
					◐	**M265000**	**M265005**
		WF46°	1606 lm	2700 K	●	**M325300**	**M325305**
			1677 lm	3000 K	●	**M264600**	**M264605**



136 x 136 mm

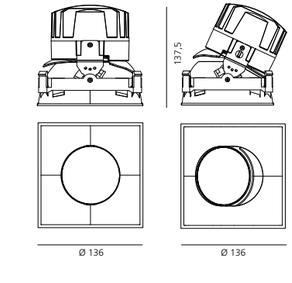

Frame



Square frame
for recessed installation

136 x 136 mm

Code
M274900

Driver	Vac	L_{mm}	W_{mm}	H_{mm}			Code
cc 30W 700mA	220-240	165	43	30	1max	Undimmable	**M076800**
cc 36W 700mA	220-240	103	67	21	1max	DALI dimmable	**M079200**
cc32W 700mA	220-240	103	67	21	1max	PUSH/0-10V dimmable	**M079300**





Una Pro 75

Carlotta de Bevilacqua
↪ 2010



High-power LED lighting appliance mounted on a thin (3 mm) flat aluminium sheet
with improved heat dissipation.

Each head accommodates 4-LED circuits.

Available with three different emissions: 6°, 20°, 38°.

The different versions feature 1 or 2 heads.

The junction allows 360° rotation and 30° tilting in all directions.

The addition of a clear cap with magnetic joint allows to reach protection rating IP44.

For further information on Una Pro 75
↪ visit artemide.com

Artemide App
↪ on request
Only for recessed version







Una Pro 75 beam angles

↪ 6° - EXTRA SPOT

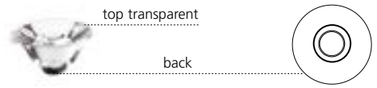

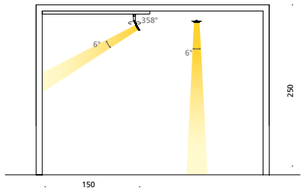



XS = extra spot (<8°)

↪ 20° - FLOOD

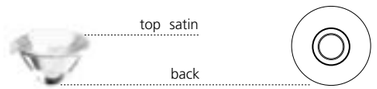

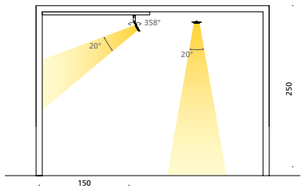



F = flood (15°-30°)

↪ 38° - WIDE FLOOD

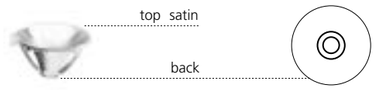

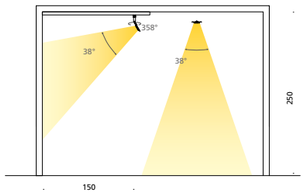



WF = wide flood (30°-45°)

Una Pro 75 colors

White



Black





White
White



Aluminium
Black



Black
Black

Black



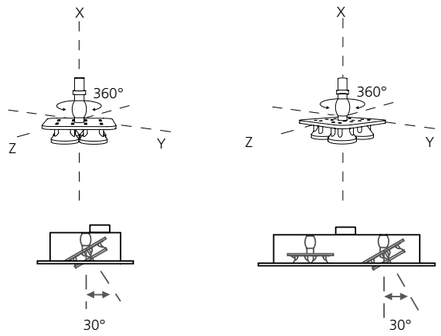

Una Pro 75 joint

The junction allows 360° rotation and 30° tilting in all directions. This movement is suited either to reach any individual points on horizontal or vertical surfaces requiring accent light or to evenly distribute the emitted light through space.

Each 4-LED head in the multiple compositions can be adjusted individually, so that each light beam can be directed independently of the others to stress different points in space by installing one appliance.



UNA PRO 75 RECESSED

White | Aluminium | Black | XS | F | WF

Electronic ballast included not dimmable

MacAdam 4SDCM
Life L70 (7K) 42300h
CRI =80/85

IP20

W	Weight	Beam	CRI	Flux	CCT	Box	Head	Holder	Undimmable Code
4 LED 6 W	0,40 kg	6°	=85	320 lm	3000K	●	○	●	**DD0014I00D1W**
						○	○	○	**DD0014I10D1BW**
			=80	340 lm	3700K	●	○	●	**DD0014I00D1**
						○	○	○	**DD0014I10D1B**
		20°	=85	313 lm	3000K	●	○	●	**DD0014I00D2W**
						○	○	○	**DD0014I10D2BW**
			=80	333 lm	3700K	●	○	●	**DD0014I00D2**
						○	○	○	**DD0014I10D2B**
		38°	=85	297 lm	3000K	●	○	●	**DD0014I00D3W**
						○	○	○	**DD0014I10D3BW**
			=80	316 lm	3700K	●	○	●	**DD0014I00D3**
						○	○	○	**DD0014I10D3B**
2x4 LED 14 W	0,90 kg	6°	=85	640 lm	3000K	●	○	●	**DD0014L00D1W**
						○	○	○	**DD0014L10D1BW**
			=80	680 lm	3700K	●	○	●	**DD0014L00D1**
						○	○	○	**DD0014L10D1B**
		20°	=85	626 lm	3000K	●	○	●	**DD0014L00D2W**
						○	○	○	**DD0014L10D2BW**
			=80	666 lm	3700K	●	○	●	**DD0014L00D2**
						○	○	○	**DD0014L10D2B**
		38°	=85	594 lm	3000K	●	○	●	**DD0014L00D3W**
						○	○	○	**DD0014L10D3BW**
			=80	632 lm	3700K	●	○	●	**DD0014L00D3**
						○	○	○	**DD0014L10D3B**

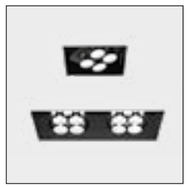

4 LED: 110x110 mm
2x 4 LED: 110x210 mm

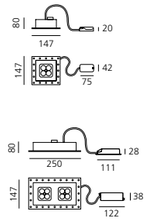

Accessories

		Color	Code
	Frame Una Pro 75 ADJ 4 LED	○	**DD0014IFR10**
		●	**DD0014IFR09**
	Frame Una Pro 75 ADJ 2x 4 LED	○	**DD0014LFR10**
		●	**DD0014LFR09**
	IP44 Cover Una Pro 75 ADJ 4 LED / 2x 4 LED		**DD0014ICLT44**

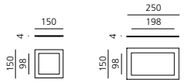



UNA PRO 75 SMD

White | Aluminium | Black | XS | F | WF

Electronic ballast included not dimmable

MacAdam 4SDCM
Life L70 (7K) 42300h
CRI =80/85

IP20

W	Weight	Beam	CRI	Flux	CCT	Box	Head	Holder	Undimmable Code
4 LED 6 W	0,50 kg	6°	=85	320 lm	3000K	●	●	●	**DD0014I09D1SW**
						○	○	○	**DD0014I10D1SW**
						○	○	●	**DD0014I00D1SW**
			=80	340 lm	3700K	●	●	●	**DD0014I09D1S**
						○	○	○	**DD0014I10D1S**
						○	○	●	**DD0014I00D1S**
		20°	=85	313 lm	3000K	●	●	●	**DD0014I09D2SW**
						○	○	○	**DD0014I10D2SW**
						○	○	●	**DD0014I00D2SW**
			=80	333 lm	3700K	●	●	●	**DD0014I09D2S**
						○	○	○	**DD0014I10D2S**
						○	○	●	**DD0014I00D2S**
		38°	=85	297 lm	3000K	●	●	●	**DD0014I09D3SW**
						○	○	○	**DD0014I10D3SW**
						○	○	●	**DD0014I00D3SW**
			=80	316 lm	3700K	●	●	●	**DD0014I09D3S**
						○	○	○	**DD0014I10D3S**
						○	○	●	**DD0014I00D3S**
2x4 LED 14 W	0,90 kg	6°	=85	640 lm	3000K	●	●	●	**DD0014L09D1SW**
						○	○	○	**DD0014L10D1SW**
						○	○	●	**DD0014L00D1SW**
			=80	680 lm	3700K	●	●	●	**DD0014L09D1S**
						○	○	○	**DD0014L10D1S**
						○	○	●	**DD0014L00D1S**
		20°	=85	626 lm	3000K	●	●	●	**DD0014L09D2SW**
						○	○	○	**DD0014L10D2SW**
						○	○	●	**DD0014L00D2SW**
			=80	666 lm	3700K	●	●	●	**DD0014L09D2S**
						○	○	○	**DD0014L10D2S**
		38°	=85	594 lm	3000K	●	●	●	**DD0014L00D2S**
						○	○	○	**DD0014L09D3SW**
						○	○	●	**DD0014L10D3SW**
						○	○	●	**DD0014L00D3SW**
			=80	632 lm	3700K	●	●	●	**DD0014L09D3S**
						○	○	○	**DD0014L10D3S**
						○	○	●	**DD0014L00D3S**



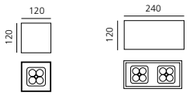

Accessories

		Code
	IP44 Cover Una Pro 75 ADJ 4 LED / 2x 4 LED	**DD0014ICLT44**





Una Pro 150

Carlotta de Bevilacqua
↪ 2010

High-power LED lighting appliance mounted on a thin (3 mm) flat aluminium sheet with improved heat dissipation

The head accommodates a 9-LED circuit

Available with three different emissions: 6°, 20°, 38°

Available in two different heights (15 cm or 30 cm)

For further information on Una Pro 150
↪ visit artemide.com



Una Pro 150 beam angles

↪ 6° - EXTRA SPOT

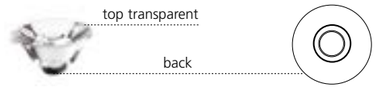

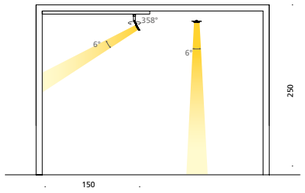



XS = extra spot (<8°)

↪ 20° - FLOOD

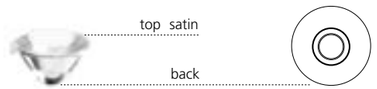

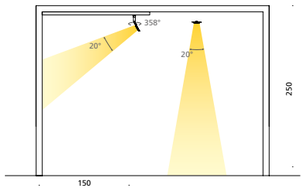



F = flood (15°-30°)

↪ 38° - WIDE FLOOD

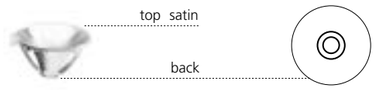

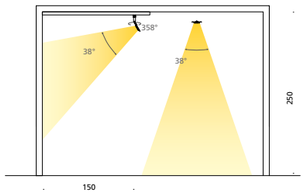



WF = wide flood (30°-45°)

Una Pro 150 colors

White



Black





White
White



Aluminium
Black



Black
Black

Black



UNA PRO 150

White · Aluminium · Black

XS · F · WF

Electronic ballast
included not dimmable

MacAdam 4SDCM
Life L70 (7K) 42300h
CRI =80/85

IP20

H 15

W	Weight	Beam	CRI	Flux	CCT	Box	Head	Holder	Code
9 LED 10,5 W	1,10 kg	6°	85	536 lm	3000K	●	●	●	DD0016A09A1CW
						○	○	○	DD0016A10A1CW
						○	○	●	DD0016A00A1CW
			80	570 lm	3700K	●	●	●	DD0016A09A1C
						○	○	○	DD0016A10A1C
						○	○	●	DD0016A00A1C
		20°	85	529 lm	3000K	●	●	●	DD0016A09A2CW
						○	○	○	DD0016A10A2CW
						○	○	●	DD0016A00A2CW
			80	563 lm	3700K	●	●	●	DD0016A09A2C
						○	○	○	DD0016A10A2C
						○	○	●	DD0016A00A2C
		38°	85	517 lm	3000K	●	●	●	DD0016A09A3CW
						○	○	○	DD0016A10A3CW
						○	○	●	DD0016A00A3CW
			80	550 lm	3700K	●	●	●	DD0016A09A3C
						○	○	○	DD0016A10A3C
						○	○	●	DD0016A00A3C



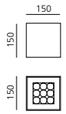

H 30

W	Weight	Beam	CRI	Flux	CCT	Box	Head	Holder	Code
9 LED 10,5 W	1,80 kg	6°	85	536 lm	3000K	●	●	●	DD0016A09A1LW
						○	○	○	DD0016A10A1LW
						○	○	●	DD0016A00A1LW
			80	570 lm	3700K	●	●	●	DD0016A09A1L
						○	○	○	DD0016A10A1L
						○	○	●	DD0016A00A1L
		20°	85	529 lm	3000K	●	●	●	DD0016A09A2LW
						○	○	○	DD0016A10A2LW
						○	○	●	DD0016A00A2LW
			80	563 lm	3700K	●	●	●	DD0016A09A2L
						○	○	○	DD0016A10A2L
						○	○	●	DD0016A00A2L
		38°	85	517 lm	3000K	●	●	●	DD0016A09A3LW
						○	○	○	DD0016A10A3LW
						○	○	●	DD0016A00A3LW
			80	550 lm	3700K	●	●	●	DD0016A09A3L
						○	○	○	DD0016A10A3L
						○	○	●	DD0016A00A3L



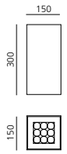





Pad 80

Carlotta de Bevilacqua
↪ 2012







Pad 80 typologies

Efficient, clear accent lighting, fixed and adjustable.

Excellent lighting efficiency > 70lm/W.

High adjustability: 360° rotation, +90°/-90° tilt angle.

Fixed version available as IP44.

Easy installation of light modules, no tools required.

Lighting units available in 3 finishes: gloss aluminium, painted white, painted black.

Structural elements of recessed-mounted version available in 3 sizes, for use with 1, 2, 3 and 2x2 modules. 3 compatible finishes (polished aluminium, white, and black).

Housing of ceiling-mounted version available in 3 sizes (1, 2, 3 lighting units), and 3 compatible finishes (polished aluminium, white and black).

Recessed-mounted version available as trimless or framed.

Materials: body in anodised extruded aluminium, diffuser in opal polycarbonate.

Complies with standard EN60598-1 and other specific standards.

For further information on Pad 80
↳ visit artemide.com

Artemide App
↳ on request
Only for recessed version

↳ PAD80 STRUCTURE

White **20** Black **10** Gloss anodised **60**

PAD 80 RECESSED

Frame for recessed installation		Trim	Trimless
		Code	Code
for 1 optic unit	103x103	**M2468.** 20/10	**M2464.** 20/10
for 2 optic units	103x186	**M2469.** 20/10	**M2465.** 20/10
for 3 optic units	103x271	**M2470.** 20/10	**M2466.** 20/10
for 4 optic units	189x189	**M2471.** 20/10	**M2467.** 20/10

Independent power supply and optic units, to be ordered separately.
Plasterboard thickness from 1mm to 40mm





Trimless

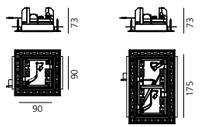

Trim

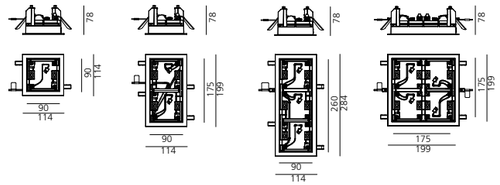

PAD 80 CEILING

Frame for ceiling version			
			Code
for 1 optic unit	11 W	96x96x109 h	**M2472.** 20/10 60
for 2 optics units	21 W	96x181x109 h	**M2473.** 20/10 60
for 3 optics units	32 W	96x266x109 h	**M2474.** 20/10 60

Optic units, to be ordered separately.



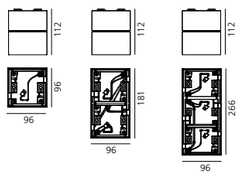

↳ PAD80 LIGHT UNIT

White **20** Black **10** Gloss anodised **60** S F WF XF

MacAdam4SDCM
Life L90 (10K) 60500h
CRI=80

▼ **IP**20 / ▲ **IP**44
650°
90° 355°

PAD 80 LED WITH FIXED LENSES

LED optic unit						
W	Weight	Beam	Flux	CCT	Code	
9,5 W	0,35 kg	S 15°	710 lm	3000 K	**M2450.**	20/10 60
			810 lm	4000 K	**M2454.**	20/10 60
		F 24°	610 lm	3000 K	**M2451.**	20/10 60
			695 lm	4000 K	**M2455.**	20/10 60
		WF 36°	645 lm	3000 K	**M2452.**	20/10 60
			735 lm	4000 K	**M2456.**	20/10 60



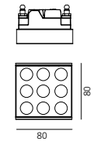

PAD 80 LED WITH ADJUSTABLE LENSES

LED optic unit						
W	Weight	Beam	Flux	CCT	Code	
9,5 W	0,36 kg	S 15°	710 lm	3000 K	**M2458.**	20/10 60
			810 lm	4000 K	**M2461.**	20/10 60
		F 24°	610 lm	3000 K	**M2459.**	20/10 60
			695 lm	4000 K	**M2462.**	20/10 60
		WF 36°	645 lm	3000 K	**M2460.**	20/10 60
			735 lm	4000 K	**M2463.**	20/10 60



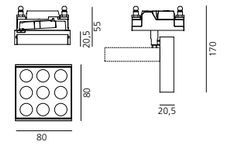

PAD 80 FIXED DIFFUSER

LED optic unit						
W (LED)	Weight	Beam	Flux	CCT	Code	
9,5 W	0,35 kg	XF 98°	620 lm	3000 K	**M2453.**	20/10 60
			704 lm	4000 K	**M2457.**	20/10 60



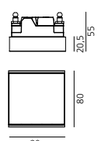

Driver	Vac	opitc unit		Code
19W 350mA SELV.	220-240	1	Undimmable	**M074600**
20W 350mA SELV.	220-240	2	Undimmable	**DV1058**
2x20W 350mA SELV.	220-240	2x2	Undimmable	**DV1058** (x2)
35W 350mA SELV.120	220-240	3	Undimmable	**M076400**
20W 350mA SELV.	220-240	1 / 2	DALI	**DV1003**
35W 350mA SELV.120	220-240	3	DALI	**M076600**
2x20W 350mA SELV.	220-240	2x2	DALI	**DV1003** (x2)



Private residence, Milan (Italy)



Arts&Foods, Triennale di Milano, Milano (It), 2015, Studio Italo Rota, ph. Federico Villa





Luceri

Studio Artemide
↳ 2011

For further information on Luceri
↳ visit artemide.com



LUCERI LED TRIM



LUCERI LED TRIMLESS



White frame

Grey frame

Black frame



Sharp edge trim



Rounded edge trim

Luceri
↳ Round

Recessed fixed downlighters using high-output LEDs.

Two versions: trim (with bezel) and Trimless (recessed ceiling mounted without bezel)

Materials: bezel, white reflector and screens in polycarbonate, reflectors in vacuum-metalled polycarbonate with anti-scratch surface treatment.

Standard version IP44.
IP54 with the addition of an optional screen.

Compliant to standard EN60598-1, EN62471 and other specific standards.

Luceri trim

Complete with optic housing and trim.

Trim available in white, black or grey.

Professional mirror optic with UGR Luminance Control <19 for office spaces with computer screens.

Installation brackets for an easy, tool-free installation on false ceilings of thicknesses between 1 and 25 mm.

Optional screens in transparent polycarbonate, easy to install, opal and prismoptic diffuser, with a 90 degree turn.

Wide beam symmetrical distribution.

Luceri trimless

2 available trims:
Sharp edge
Rounded edge

2 available optic housings.

Professional mirror optic with UGR Luminance Control <19 for office spaces with computer screens.

Comfort white optics.

Optics housings and trim to be ordered separately.

Optional screens in transparent polycarbonate, easy to install, opal and prismoptic diffuser, with a 90 degree turn.

Wide beam symmetrical distribution.

LUCERI ROUND TRIMLESS

White | XF

220/240Vac 50/60Hz supplied separately.

Fitting to be completed with installation frame.

MacAdam 1SDCM
Life L80 (10K) 55000h
CRI= 90

▼ **IP**20 / ▲ **IP**44 screenless.
▼ **IP**20 / ▲ **IP**54 with screen.

COMFORT WHITE OPTICS

Fixed white

W	Weight	Beam	CCT	Driver	Flux	Code
max 54 W	1,70 kg	69°	3000 K	50 W	4420 lm	**BB00300**
				35 W	2538 lm	
			4000 K	50 W	4712 lm	**BB00400**
				35 W	2714 lm	



⌀292

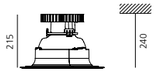



Frame (ext) Ø337
Frame (int) Ø211
Reflector (ext) Ø200

TW®
Artemide Tunable White

Tunable white

W	CRI	Weight	Beam	CCT	Flux	DALI 8 Code
17 W	=80	1,70 kg	70°	2700 K-6500 K	1559 lm 1804 lm	**BB00500**

220/240Vac 50/60Hz electronic ballast included



⌀292

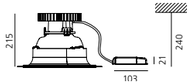

FACETED MIRROR OPTICS

Fixed white

W	Weight	Beam	CCT	Driver	Flux	Code
max 54 W	1,70 kg	72°	3000 K	50 W	4528 lm	**BB01000**
				35 W	2600 lm	
			4000 K	50 W	4828 lm	**BB01100**
				35 W	2781 lm	



⌀216
UGR <19

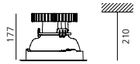



Frame (ext) Ø261
Frame (int) Ø211
Reflector (ext) Ø200

TW®
Artemide Tunable White

Tunable white

W	CRI	Weight	Beam	CCT	Flux	DALI 8 Code
16 W	=80	1,70 kg	71°	2700 K-6500 K	1583 lm 1830 lm	**BB01200**

220/240Vac 50/60Hz electronic ballast included



⌀216
UGR <19

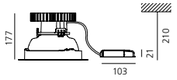

Installation frame

	Code
 Sharp edge trim	**M240500**
 **Support with rounded edge trim**	**M240600**
 Accessory for ceiling installation	**M239820**

LUCERI ROUND TRIM

White **01** | Black **04** | Grey **05** | XF

220/240Vac 50/60Hz supplied separately.

MacAdam 1SDCM
Life L80 (10K) 55000h
CRI= 90

▼ **IP**20 / ▲ **IP**44 screenless.
▼ **IP**20 / ▲ **IP**54 with screen.

FACETED MIRROR OPTICS

Fixed white

W	Weight	Beam	CCT	Driver	Flux	Code
max 54 W	1,70 kg	72°	3000 K	50 W	4528 lm	**BB020.** 01/04 05
				35 W	2600 lm	
			4000 K	50 W	4828 lm	**BB021.** 01/04 05
				35 W	2781 lm	



⌀230
UGR <19

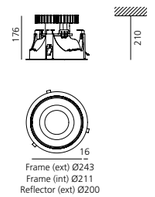

TW®
Artemide Tunable White

Tunable white

W	CRI	Weight	Beam	CCT	Flux	DALI 8 Code
17 W	=80	1,70 kg	71°	2700 K-6500 K	1583 lm 1830 lm	**BB022.** 01/04 05

220/240Vac 50/60Hz electronic ballast included



⌀230
UGR <19

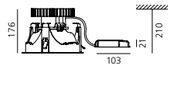

Accessories

	Code
 Transparent screen in polycarbonate	**M239200**
 Opal screen in PMMA	**M239700**
 Prismoptic screen in polycarbonate	**M239600**

With screen



Screenless



Driver	Vac	L_{mm}	W_{mm}	H_{mm}			Code
cc 50W 1400mA	220-240	165	43	30	1max	Undimmable	**DV1015**
cc 50W 1400mA	220-240	153	41	32	1max	DALI 1-10 Push	**DV1034**
cc 35W 700mA	220-240	103	67	21	1max	Undimmable	**DV1017**
cc 35W 700mA	220-240	103	67	21	1max	DALI dimmable	**M079200**
cc 35W 700mA	220-240	103	67	21	1max	1-10 Push	**M079300**



Centro Studi dello Studentato Universitario di Trento, Trento (Italy)
Studio Paterm & Tabares de Nava S.L. Arquitectos. Photo: Federico Villa



Banca di Caraglio - Credito Cooperativo Caraglio (CN) - Italy
Arch: Studio Kuadra, Photo:Federico Villa



Luceri LED trim

Luceri LED trimless



White frame

Grey frame

Black frame



Sharp edge trim



Rounded edge trim

Luceri
↳ Kadro

Recessed fixed downlighters using high-output LEDs.

Two versions: trim (with bezel) and Trimless (recessed ceiling mounted without bezel)

Materials: bezel, white reflector and screens in polycarbonate, reflectors in vacuum-metalled polycarbonate with anti-scratch surface treatment.

Standard version IP44.
IP54 with the addition of an optional screen.

Compliant to standard EN60598-1, EN62471 and other specific standards.

Luceri trim

Complete with optic housing and trim.

Trim available in white, black or grey.

Professional mirror optic with UGR Luminance Control <19 for office spaces with computer screens.

Installation brackets for an easy, tool-free installation on false ceilings of thicknesses between 1 and 25 mm.

Optional screens in transparent polycarbonate, easy to install, opal and prismoptic diffuser, with a 90 degree turn.

Wide beam symmetrical distribution.

Luceri trimless

2 available trims:
Sharp edge
Rounded edge

2 available optic housings.

Professional mirror optic with UGR Luminance Control <19 for office spaces with computer screens.

Comfort white optics.

Optics housings and trim to be ordered separately.

Optional screens in transparent polycarbonate, easy to install, opal and prismoptic diffuser, with a 90 degree turn.

Wide beam symmetrical distribution.

LUCERI KADRO TRIMLESS

White | XF

220/240Vac 50/60Hz supplied separately.

Fitting to be completed with installation frame.

MacAdam 1SDCM
Life L80 (10K) 55000h
CRI= 90

▼ **IP**20 / ▲ **IP**44 screenless.
▼ **IP**20 / ▲ **IP**54 with screen.

COMFORT WHITE OPTICS

Fixed white

W	Weight	Beam	CCT	Driver	Flux	Code
max 54 W	1,70 kg	69°	3000 K	50 W	3969 lm	**BB10300**
				35 W	2279 lm	
			4000 K	50 W	4232 lm	**BB10400**
				35 W	2438 lm	



275x275 mm

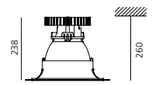



Frame (ext) 237
Frame (int) 188
Reflector (ext) 177

TW®
Artemide Tunable White

Tunable white

W	CRI	Weight	Beam	CCT	Flux	DALI 8 Code
17 W	=80	1,70 kg	60°	2700 K-6500 K	1381 lm 1596 lm	**BB10500**

220/240Vac 50/60Hz electronic ballast included



275x275 mm

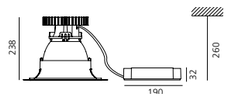

FACETED MIRROR OPTICS

Fixed white

W	Weight	Beam	CCT	Driver	Flux	Code
max 54 W	1,70 kg	72°	3000 K	50 W	4388 lm	**BB11000**
				35 W	2520 lm	
			4000 K	50 W	4679 lm	**BB11100**
				35 W	2695 lm	



195x195 mm
UGR <19

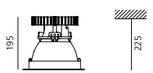



Frame (ext) 318
Frame (int) 188
Reflector (ext) 177

TW®
Artemide Tunable White

Tunable white

W	CRI	Weight	Beam	CCT	Flux	DALI 8 Code
16 W	=80	1,70 kg	56°	2700 K-6500 K	1530 lm 1770 lm	**BB11200**

220/240Vac 50/60Hz electronic ballast included



195x195 mm
UGR <19

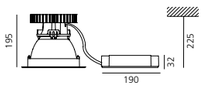

Installation frame

	Code
 Sharp edge trim	**M240700**
 Support with rounded edge trim	**M240800**
 Accessory for ceiling installation	**M239920**

LUCERI KADRO TRIM

White **01** | Black **04** | Grey **05** | XF

220/240Vac 50/60Hz supplied separately.

MacAdam 1SDCM
Life L80 (10K) 55000h
CRI= 90

▼ **IP**20 / ▲ **IP**44 screenless.
▼ **IP**20 / ▲ **IP**54 with screen.

FACETED MIRROR OPTICS

Fixed white

W	Weight	Beam	CCT	Driver	Flux	Code
max 54 W	1,70 kg	72°	3000 K	50 W	4388 lm	**BB120.** 01/04 05
				35 W	2519 lm	
			4000 K	50 W	4679 lm	**BB121.** 01/04 05
				35 W	2695 lm	



203x203 mm
UGR <19

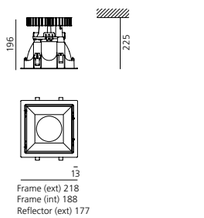

TW®
Artemide Tunable White

Tunable white

W	CRI	Weight	Beam	CCT	Flux	DALI 8 Code
17 W	=80	1,70 kg	56°	2700 K-6500 K	1530 lm 1770 lm	**BB122.** 01/04 05

220/240Vac 50/60Hz electronic ballast included



203x203 mm
UGR <19

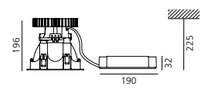

Accessories

	Code
 Transparent screen in polycarbonate	**M239300**
 Opal screen in PMMA	**M239400**
 Prismoptic screen in polycarbonate	**M239500**

With screen



Screenless



Driver		Vac	L_{mm}	W_{mm}	H_{mm}			Code
cc 50W	1400mA	220-240	165	43	30	1max	Undimmable	**DV1015**
cc 50W	1400mA	220-240	153	41	32	1max	DALI 1-10 Push	**DV1034**
cc 35W	700mA	220-240	103	67	21	1max	Undimmable	**DV1017**
cc 35W	700mA	220-240	103	67	21	1max	DALI dimmable	**M079200**
cc 35W	700mA	220-240	103	67	21	1max	1-10 Push	**M079300**



Picto Recessed

Studio Artemide
↪ 2018

Set of fixed recessed downlight equipment using high efficiency LEDs

Available in one dimension with two different power ratings, each with two opening angles of the light beam (flood and wide flood).

Dali dimmable or non dimmable driver not included.

Available in two finishes: painted white or silver.

Technical features of the equipment compliant with EN60598-1.

ENEC certification.

For further information on Picto recessed
↪ visit artemide.com

White **01** Silver **05**

F WF

Driver 1200mA SELV
supplied separately.

MacAdam 3SDCM
Life L70 (6K) 50000h
CRI =90

IP20

Picto Recessed				
W	**Beam**	**Flux**	**CCT**	**Code**
41 W	F 18°	3773 lm	3000K	**AD601.** 01/05
		3851 lm	4000K	**AD641.** 01/05
	WF 40°	3757 lm	3000K	**AD602.** 01/05
		3835 lm	4000K	**AD642.** 01/05



ø 165 mm

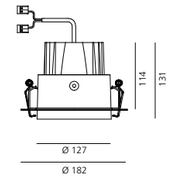

Picto Recessed High Flux				
W	**Beam**	**Flux**	**CCT**	**Code**
60 W	F 17°	5507 lm	3000K	**AD603.** 01/05
		5672 lm	4000K	**AD643.** 01/05
	WF 41°	5515 lm	3000K	**AD604.** 01/05
		5680 lm	4000K	**AD644.** 01/05

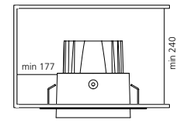

Driver	Vac	L_{mm}	W_{mm}	H_{mm}			Code
cc 50W 1200mA	220-240	152	81	30	1max	Undimmable	**DV1012**
cc 50W 1200mA	220-240	152	81	30	1max	DALI dimmable	**DV1011**
cc 70W 1200mA	220-240	171	81	30	1max	Undimmable	**DV1014**
cc 70W 1200mA	220-240	171	81	30	1max	DALI dimmable	**DV1013**





Parabola

↪ 2010

Light fixture with high-performance LED light sources.
Consists of: frame, body, lens, fixing springs.
Frame in injection mould of aluminium.
Heat sink body in extruded aluminium.
Lens in policarbonate with 3 different versions of beam.
Fixing springs in harmonic steel.
Electrical connection to the driver by means of a FEP-FEP cable and a terminal board.
Technical features of light fixtures in compliance with EN60598-1.

For further information on Parabola
↪ visit artemide.com

PARABOLA 80

White **06** | Black **04** | Silver **02** | XF

Driver 350 mA SELV supplied separately.

MacAdam 3SDCM
Life L70 (6K)> 60000h
CRI =90

IP40

Round

W	Weight	Beam	Flux	CCT
12 W	0,28 kg	XF 52°	1095 lm	2700 K
			1145 lm	3000 K
		XF 64°	1090 lm	2700 K
			1139 lm	3000 K
		XF 76°	1130 lm	2700 K
			1181 lm	3000 K

Fixed

Code
NL1906340Y0. 06/04/02
NL1906340K0. 06/04/02
NL1906360Y0. 06/04/02
NL1906360K0. 06/04/02
NL1906380Y0. 06/04/02
NL1906380K0. 06/04/02



ø 68±2

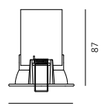

Round

W	Weight	Beam	Flux	CCT
12 W	0,28 kg	XF 52°	1095 lm	2700 K
			1145 lm	3000 K
		XF 64°	1090 lm	2700 K
			1139 lm	3000 K
		XF 76°	1130 lm	2700 K
			1181 lm	3000 K

Adjustable

Code
NL1906440Y0. 06/04/02
NL1906440K0. 06/04/02
NL1906460Y0. 06/04/02
NL1906460K0. 06/04/02
NL1906480Y0. 06/04/02
NL1906480K0. 06/04/02



ø 78±2

-20° 20°

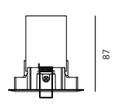

Square

W	Weight	Beam	Flux	CCT
12 W	0,28 kg	XF 52°	1095 lm	2700 K
			1145 lm	3000 K
		XF 64°	1090 lm	2700 K
			1139 lm	3000 K
		XF 76°	1130 lm	2700 K
			1181 lm	3000 K

Fixed

Code
NL1907140Y0. 06/04/02
NL1907140K0. 06/04/02
NL1907160Y0. 06/04/02
NL1907160K0. 06/04/02
NL1907180Y0. 06/04/02
NL1907180K0. 06/04/02



65 x 62 ±2

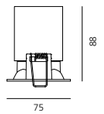

Driver	Vac	Lmm	Wmm	Hmm	n°device		
cc 15W 350mA	220-240	156	52	26	1 max	Undimmable	
cc 16W 350mA	220-240	156	52	26	1 max	DALI/PUSH/0-10V dimmable	
cc 19W 350mA	220-240	164	38	25	1 max	DALI/PUSH dimmable	

Code
M077500
M077401
DV1003

PARABOLA 100

White **06** | Black **04** | Silver **02** | XF

Driver 500 mA SELV supplied separately.

MacAdam 3SDCM
Life L70 (6K)> 60000h
CRI =90

IP40

Round

W	Weight	Beam	Flux	CCT
17 W	0,50 kg	XF 50°	1493 lm	2700 K
			1560 lm	3000 K
		XF 64°	1467 lm	2700 K
			1533 lm	3000 K
		XF 76°	1477 lm	2700 K
			1544 lm	3000 K

Fixed

Code
NL1907240Y0.06/04/02
NL1907240K0.06/04/02
NL1907260Y0.06/04/02
NL1907260K0.06/04/02
NL1907280Y0.06/04/02
NL1907280K0.06/04/02



ø 85±2

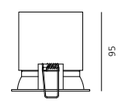

Round

W	Weight	Beam	Flux	CCT
17 W	0,50 kg	XF 50°	1493 lm	2700 K
			1560 lm	3000 K
		XF 64°	1467 lm	2700 K
			1533 lm	3000 K
		XF 76°	1477 lm	2700 K
			1544 lm	3000 K

Adjustable

Code
NL1907440Y0.06/04/02
NL1907440K0.06/04/02
NL1907460Y0.06/04/02
NL1907460K0.06/04/02
NL1907480Y0.06/04/02
NL1907480K0.06/04/02



ø 95±2

-20° 20°

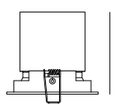

Square

W	Weight	Beam	Flux	CCT
17 W	0,50 kg	XF 50°	1493 lm	2700 K
			1560 lm	3000 K
		XF 64°	1467 lm	2700 K
			1533 lm	3000 K
		XF 76°	1477 lm	2700 K
			1544 lm	3000 K

Fixed

Code
NL1907340Y0.06/04/02
NL1907340K0.06/04/02
NL1907360Y0.06/04/02
NL1907360K0.06/04/02
NL1907380Y0.06/04/02
NL1907380K0.06/04/02



81 x 78 ±2

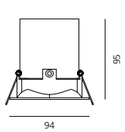

Driver	Vac	Lmm	Wmm	Hmm	n°device		
cc 20W 500mA	220-240	125	38	23	1 max	Undimmable	
cc 25W 500mA	220-240	156	52	26	1 max	DALI/PUSH/0-10V dimmable	
cc 25W 500mA	220-240	164	38	25	1 max	DALI/PUSH dimmable	

Code
M077600
M077401
DV1003



Le Roland Garros Restaurant, Paris - FR



Ibis Hotel, Heilbronn - DE

For further information on Rastaf
↳ visit artemide.com





Rastaf

Studio Artemide
↳ 2000



Series of LED recessed luminaires.

Fixed and adjustable versions available.

No accessories needed in the IP44 fixed version (IP44 from below)

Tilt angle up to 45°.

White steel recessing plate available separately, for 2 or 3 downlighters.

Range of recessing accessories available.

Separate power supply.

Compliant with EN60598-1 standard and other specific standards.

White	F	WF	Driver 350 mA SELV supplied separately.	MacAdam 3SDCM Life L70 (6K) 50000h CRI =90	▼ IP20 / ▲ IP44 72 mm

Fixed optic

W	Weight	Beam	Flux	CCT	Code
12 W	0,32 kg	F 20°	391 lm	2700 K	**M038200**
			408 lm	3000 K	**M038500**
		WF 32°	311 lm	2700 K	**M038300**
			324 lm	3000 K	**M038700**



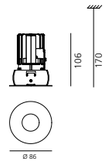

Adjustable optic

W	Weight	Beam	Flux	CCT	Code
12 W	0,32 kg	F 20°	391 lm	2700 K	**M038205**
			408 lm	3000 K	**M038505**
		WF 32°	311 lm	2700 K	**M038305**
			324 lm	3000 K	**M038705**



IP20 45°

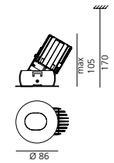

LED (GU10)

	Weight
230-240V	0,15 kg

Fix

Code
M047900

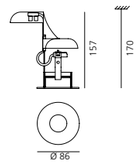

Adjustable

Code
M047905

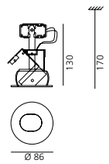

Accessories



Recessing ring for mineral fiber false ceilings for Rastaf 86 fixed or adjustable.
78 mm

Code: **M080018**



Aluminium recessing ring for Rastaf 86 fixed or adjustable.
78 mm

Code: **M080028**



Steel recessing ring with springs for plasterboard false ceilings for Rastaf 86 fixed or adjustable.

Code: **M080038**



Steel recessing plate for 2 spots for Rastaf 86 fixed or adjustable.

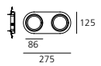

260x 78 mm

Code: **M017300**



Steel recessing plate for 3 spots for Rastaf 86 fixed or adjustable.

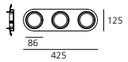

410x 78 mm

Code: **M017400**

Driver	Vac		L_{mm}	W_{mm}	H_{mm}			Code
cc 15W	350mA	220-240	125	38	23	1max	Non dimmable	**M077500**
cc 16W	350mA	220-240	156	52	26	1max	DALI/PUSH/0-10V dimmable	**M077401**



Ristorante Larte - Milano (Italy)
Interior project: Lorenzo Morganti, Grixoni Service
Photo: Federico Villa



Zeno Up

Jan Van Lierde
↪ 2011

Light fixture with high-performance LED light sources.

Low recessed depth.

Consists of: body, frame, black silkscreened tempered glass, fixing springs.

Body in EN AB44100 aluminium, silicone gaskets.

Frame in aluminium.

Black silkscreened tempered glass, 4mm-thick.

Fixing springs in harmonic steel.

Power connection to the mains by means of a H05RN-r cable and IP68 electrical terminal board, supplied with the fixture.

Glass surface temperature lower than 40°C.

Fixed optics. PMMA lenses in 2 different versions of beams.

Painted die-cast aluminium with 3-stage outdoor treatment: nanotechnologies, antioxydant primer, polyester paint.

Technical features of light fixtures in compliance with EN60598-1.

For further information on Zeno Up
↪ visit artemide.com

Artemide App
↪ on request
Only for Zeno Up 4



ZENO UP

White **06** · Silver **02** · Chrome **03** · S · F

Driver 500/700mA supplied separately.

MacAdam4SDCM
Life L70 (6K) 39300h
CRI =80

IP65

ZENO UP 2

W	Weight	Beam	Flux	CCT	Code
2 W	0,12 kg	S 13°	128 lm	3000 K	**NL1708410K0.** 06/02 03
		F 24°	133 lm	3000 K	**NL1708425K0.** 06/02 03



38 x 36

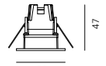

Driver	Vac		L_{mm}	W_{mm}	H_{mm}	IP	n°device		Code
cc 14W	700mA	220-240	79	38	25	67	1-5max	Undimmable	**DV3003**
cc 10W	700mA	220-240	75	38	25	20	1-4max	Undimmable	**NL19035**
cc 25W	700mA	220-240	164	38	25	20	1-9max	DALI/PUSH dimmable	**DV1003**
cc 38W	700mA	220-240	185	35	33	67	1-12max	DALI	**DV1042**
*cc 28W	700mA	220-240	156	52	26	20	1-7max	DALI/PUSH/1-10V/0-10V dimmable	***M077401**

*Verify driver / recessed hole's dimensions.

ZENO UP 3

W	Weight	Beam	Flux	CCT	Code
5 W	0,21 kg	S 16°	269 lm	3000 K	**NL1708510K0.** 06/02/03
		F 24°	280 lm	3000 K	**NL1708525K0.** 06/02/03



52 x 56

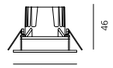

Driver	Vac		L_{mm}	W_{mm}	H_{mm}	IP	n°device		Code
cc 14W	500mA	220-240	79	38	25	67	1-2max	Undimmable	**DV3002**
cc 28W	500mA	220-240	120	38	25	67	3-4max	Undimmable	**DV1039**
cc 10W	500mA	220-240	22	110	19	27	1max	Undimmable	**NL10941**
cc 25W	500mA	220-240	164	38	25	20	1-4max	DALI/PUSH dimmable	**DV1003**
cc 28W	500mA	220-240	185	35	33	67	1-4max	DALI	**DV1042**
*cc 20W	500mA	220-240	156	52	26	20	1-4max	DALI/PUSH/1-10V/0-10V dimmable	***M077401**

*Verify driver / recessed hole's dimensions.

ZENO UP 4

W	Weight	Beam	Flux	CCT	Code
6,5 W	0,34 kg	S 10°	364 lm	3000 K	**NL1708610K0.** 06/02/03
		F 30°	376 lm	3000 K	**NL1708625K0.** 06/02/03



79 x 79

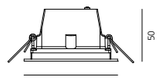

Driver	Vac		L_{mm}	W_{mm}	H_{mm}	IP	n°device		Code
cc 14W	500mA	220-240	79	38	25	67	1-2max	Undimmable	**DV3002**
cc 28W	500mA	220-240	120	38	25	67	3-4max	Undimmable	**DV1039**
cc 10W	500mA	220-240	22	110	19	27	1max	Undimmable	**NL10941**
cc 25W	500mA	220-240	164	38	25	20	1-4max	DALI/PUSH dimmable	**DV1003**
cc 28W	500mA	220-240	185	35	33	67	1-3max	DALI	**DV1042**
*cc 20W	500mA	220-240	156	52	26	20	1-4max	DALI/PUSH/1-10V/0-10V dimmable	***M077401**

*Verify driver / recessed hole's dimensions.



Zeno Up Frosted

Jan Van Lierde
↳ 2011

Light fixture with high-performance LED light sources.

Consists of: frame, body, fixing springs.

Frame in frosted opal glass, 4mm thick.

Body in injection mould of aluminium.

Fixing springs in harmonic steel.

Electrical connection to the driver by means of a FROR cable and a terminal board.

Technical features of light fixtures in compliance with EN60598-1.

For further information on Zeno Up Frosted
↳ visit artemide.com

↳ ZENO UP FROSTED

White

XF

Driver 500/700mA
supplied separately.

MacAdam 4SDCM
Life L70 (6K)> 39300h
CRI =80

IP40

ZENO UP 4 FROSTED

W	CRI	Weight	Beam	Flux	CCT
10 W	=80	0,30 kg	XF	464 lm	3000K

Code
NL17092K0



Ø103

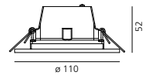

Driver	Vac		L_{mm}	W_{mm}	H_{mm}	IP	n°device		Code
cc 20W	700mA	220-240	125	38	23	20	1max	Undimmable	**NL19036**
cc 25W	700mA	220-240	164	38	25	20	1-2max	DALI/PUSH dimmable	**DV1003**
cc 28W	700mA	220-240	156	52	26	20	1-2max	DALI/PUSH/1-10V/0-10V dimmable	**M077401**

ZENO UP 3 FROSTED

W	CRI	Weight	Beam	Flux	CCT
5 W	=80	0,30 kg	XF	138 lm	3000K

Code
NL17090K0



ø70

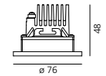

Driver	Vac		L_{mm}	W_{mm}	H_{mm}	IP	n°device		Code
cc 10W	500mA	220-240	22	110	19	20	1max	Undimmable	**NL10941**
cc 25W	500mA	220-240	164	38	25	20	1-2max	DALI/PUSH dimmable	**DV1003**
cc 28W	500mA	220-240	156	52	26	20	1-2max	DALI/PUSH/1-10V/0-10V dimmable	**M077401**



Professional Lighting ↳



A.24 298
A.39 368
Algoritmo 408
Smart Office 458
Series Y 464
Calipso 486
Grafa System 504
Pad System 516
Uglare 19 522
Chocolate Floor 524
Chocolate 530
Surf System 532
Surf Wall 538
Eggboard 540
Silent Field 2.0 566
Nur 1618 Acoustic 572

A.24
is a fluid system

Carlotta de Bevilacqua
↳ 2017

For further information on A24
↳ visit artemide.com

→ PATENT PENDING

A.24 System typologies



90° ANGLE MAGNETIC
301 x 301 mm

90° ANGLE DIFFUSED
301 x 301 mm

90° ANGLE SHARPING
301 x 301 mm



CIRCULAR DIFFUSED
RADIUS 561 mm (60° - 90°)
RADIUS 750 mm (45° - 90°)

CIRCULAR SHARPING
RADIUS 561 mm (60° - 90°)
RADIUS 750 mm (45° - 90°)

CIRCULAR MAGNETIC
RADIUS 561 mm (60° - 90°)
RADIUS 750 mm (45° - 90°)

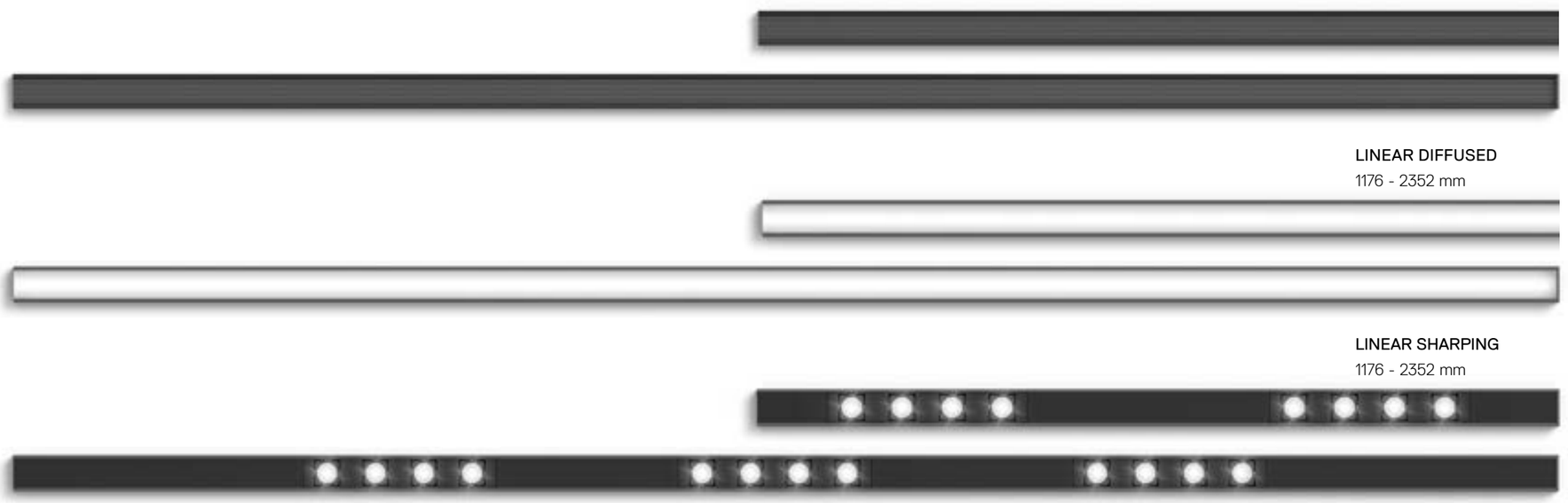

LINEAR MAGNETIC TRACK
1176 - 2352 mm

LINEAR DIFFUSED
1176 - 2352 mm

LINEAR SHARPING
1176 - 2352 mm

A.24 Stand-alone typologies

CIRCULAR SHARPING
Ø 1122 mm
Ø 1500 mm

CIRCULAR DIFFUSED
Ø 1122 mm
Ø 1500 mm

LINEAR MAGNETIC TRACK
1176 - 2352 mm

LINEAR DIFFUSED
1176 - 2352 mm

LINEAR SHARPING
1176 - 2352 mm

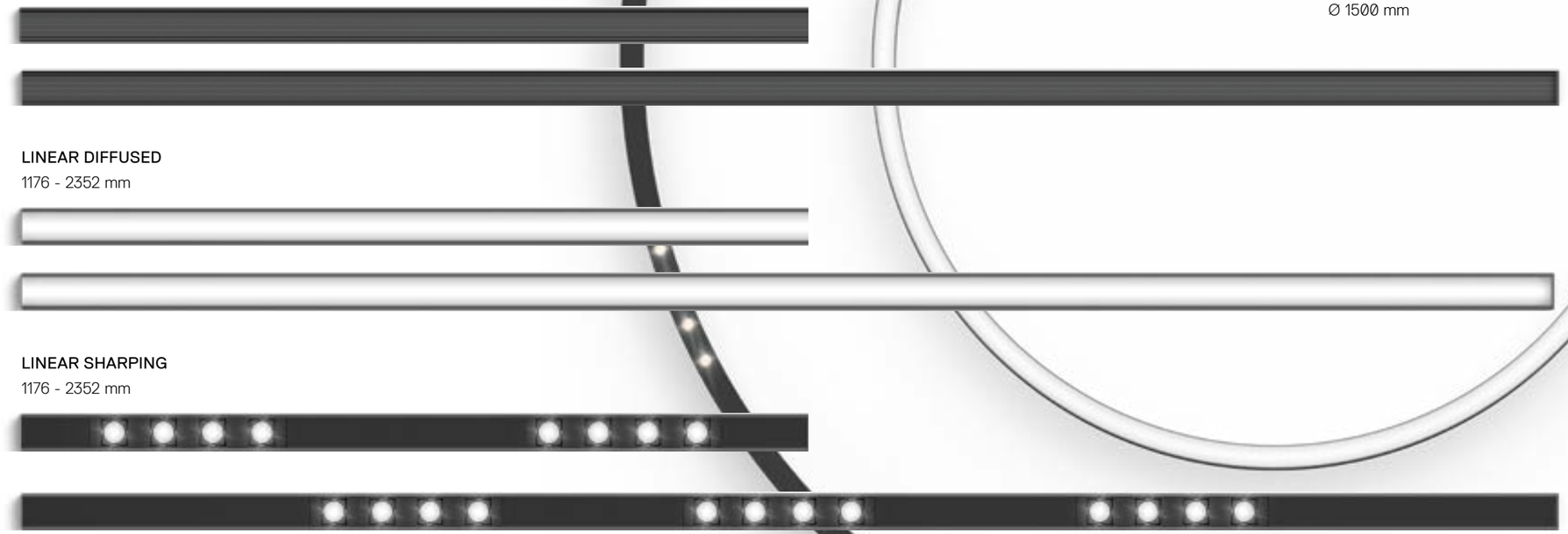



A.24/ Vector colors

White

01



Black

04



→ Fast delivery

Bronze

20



Brushed Copper

18



Brushed Silver

15



→ Delivery time on demand

A.24
color temperatures



→ Fast delivery





→ Delivery time on demand

A.24
is fully addressable

Each module and spot can be managed separately by Artemide App or by DALI control up to 64 IP Address

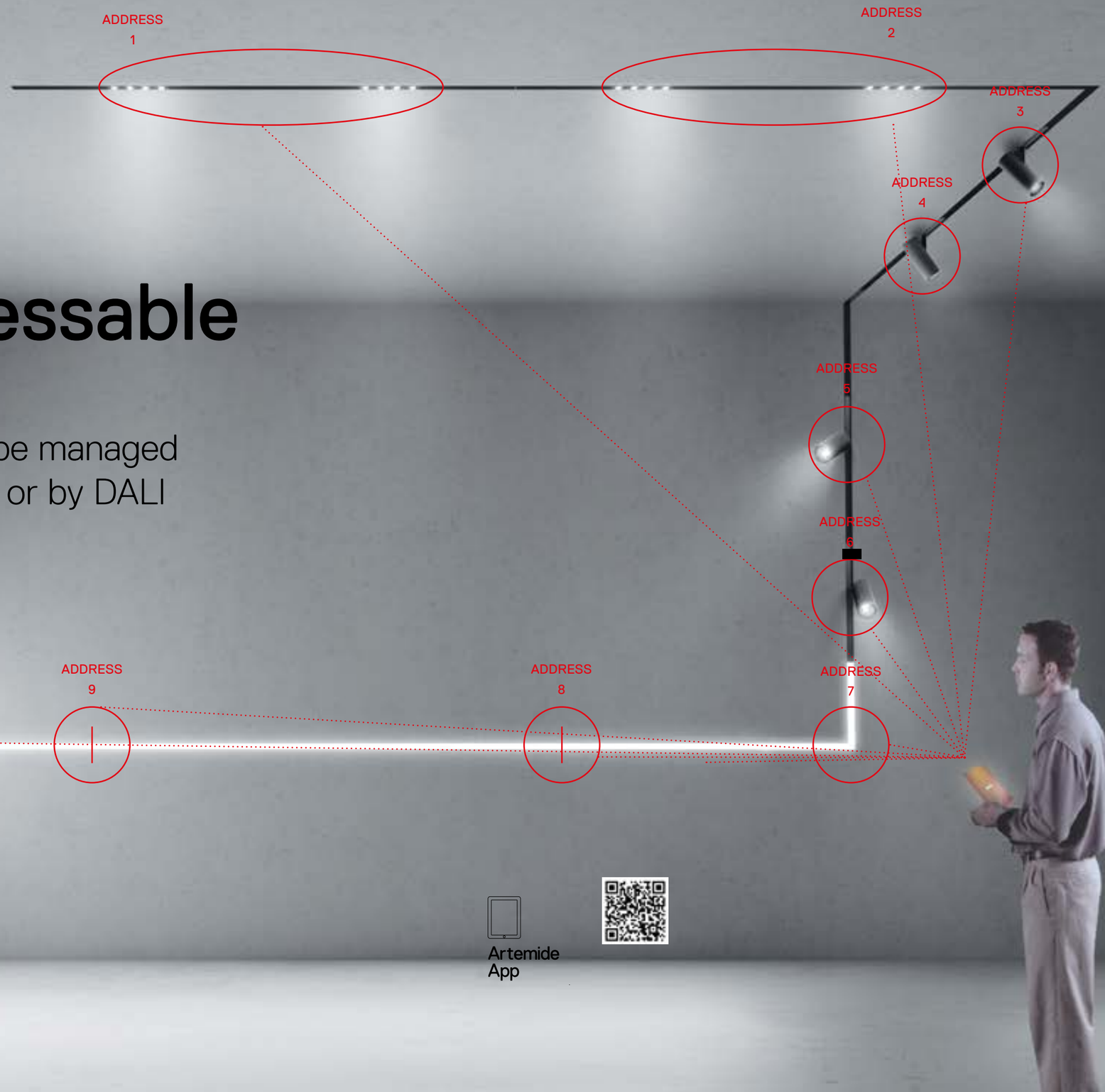

16W / 33W
MacAdam 2SDC
CRI=80
CCT: 2700K / 3000K / 4000K



10W
MacAdam 3SDC
CRI=90
CCT: 2700K / 3000K / 4000K



S 13°
540 lm

F 20°
584 lm

WF 28°
528 lm

26W
MacAdam 3SDC
CRI=90
CCT: 2700K / 3000K / 4000K



S 16°
1492 lm

F 22°
1465 lm

WF 32°
1596 lm

23W
MacAdam 3SDC
CRI=90
CCT: 2700K / 3000K / 4000K



S 22°
660 lm

→

WF 32°
1137 lm





A.24
↳ Magnetic

A.24 Magnetic is Artemide SELV

a unique feature developed for a real safe DALI interface.

D.art® is a technology patented by Artemide that overcomes the safety limits of the DALI signal in devices where the same signal is accessible to the touch.

The DALI signal is transformed to an “SELV” voltage ensuring the total safety of the appliance.

A.24 has been designed in compliance with international certifications.



16W / 33W
MacAdam 2SDC
CRI=80
CCT: 2700K / 3000K / 4000K





33W / 66W
MacAdam 2SDC
CRI=80
CCT: 2700K / 3000K / 4000K



A.24
Diffused



16W / 33W
MacAdam 2SDC
CRI=80
CCT: 2700K / 3000K / 4000K





MacAdam 2SDC
CRI=90
CCT: 2700K / 3000K / 4000K



22W
S 24°



22W
XF 62°



46W
S 24°



46W
XF 62°

A.24
Sharping

RECESSED
TRIMLESS

CEILING

SUSPENSION

SUSPENSION WITH
INDIRECT EMISSION



A.24
space fittings

A.24
is balanced

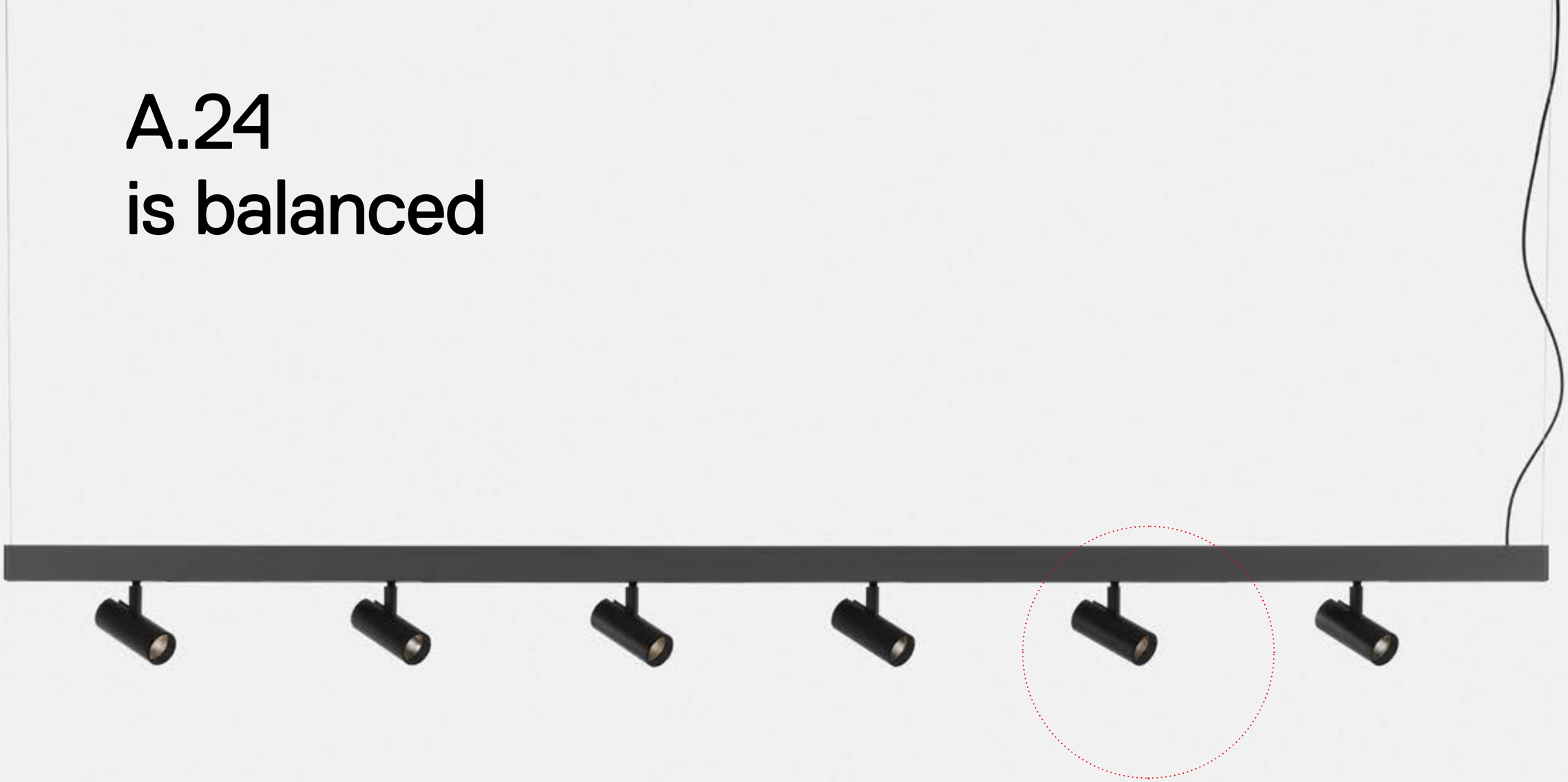

NO TRACK'S ROTATION WHEN THE SPOTLIGHTS ARE TILTED IN THE SAME DIRECTION.
SUSPENSION CABLE NO STIFF STEMS.



The junction arm is integrated with the spotlight body.

The center of balance is perfectly aligned with the track.

The pivoting and arm orientation are lockable.

A.24 / Vector infinite possibilities

1. A.24 Recessed diffused emission
2. Vector 40 magnetic
3. Vector 55 magnetic
4. A.24 Ceiling - wall diffused emission
5. A.24 Suspension sharping emission 24º
6. A.24 Suspension diffused emission
7. A.24 Suspension sharping emission 64º
8. Vector 55 zoom magnetic
9. Vector 40 /Unterlinden magnetic pendant
10. A.24 Suspension indirect diffused emission

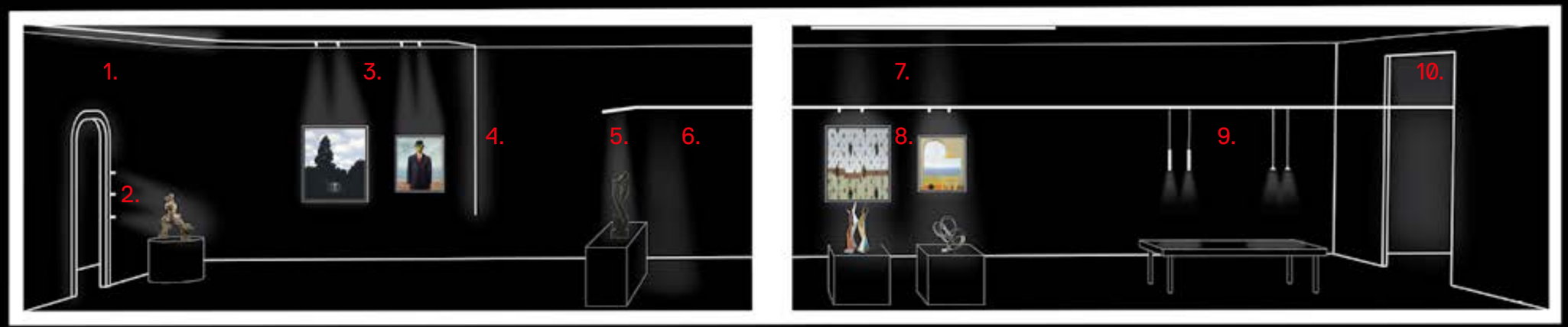

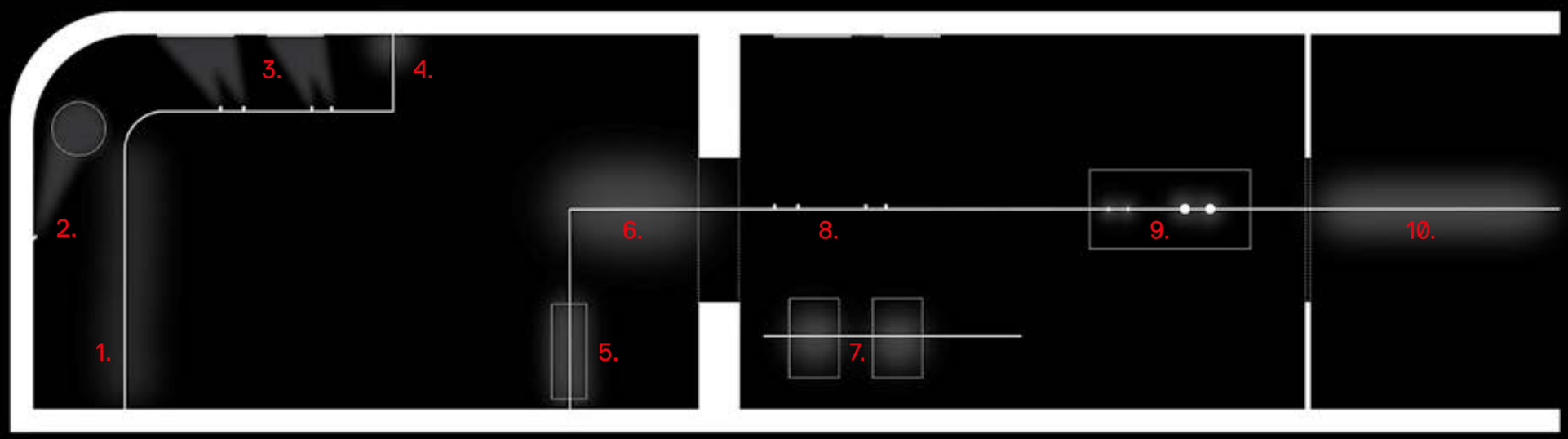

A.24
pre-configurated modules

Each module (magnetic track, diffused, sharping) is pre-configurated and it is provided with:

01. the specific optical engine (magnetic, diffused , sharping).

02. the mechanical and electrical connections to combine for a continuous run.

03. each suspension module is equipped with a suspension cable.

04. each ceiling module is equipped with 1 ceiling bracket for 1176 mm lenght or with 2 ceiling brackets for 2352 mm lenght.





A.24 components

A.24
is powered
by 48 Vdc

It permits long runs
in a small size 27x54 mm





MAGNETIC

VECTOR 40
max 12 with 1 Power Supply 150W - effective 125W
max 21 with 1 Power Supply 240W - effective 210W

VECTOR 55
max 4 with 1 Power Supply 150W - effective 125W
max 8 with 1 Power Supply 240W - effective 210W

DIFFUSED

DIRECT
max 4m with 1 Power Supply 150W - effective 125W
max 7m with 1 Power Supply 24 0W - effective 210W

DIRECT-INDIRECT
max 2m with 1 Power Supply 150W - effective 125W
max 4m with 1 Power Supply 240W - effective 210W

SHARPING

DIRECT
max 5m with 1 Power Supply 150W - effective 125W
max 9m with 1 Power Supply 240W - effective 210W

DIRECT-INDIRECT
max 3m with 1 Power Supply 150W - effective 125W
max 5m with 1 Power Supply 240W - effective 210W

A.24
power supply

CEILING
POWER SUPPLY
240W - 150W

RECESSED
POWER SUPPLY
240W - 150W

REMOTE BARE
POWER SUPPLY

REMOTE BOX
POWER SUPPLY
240W - 150W

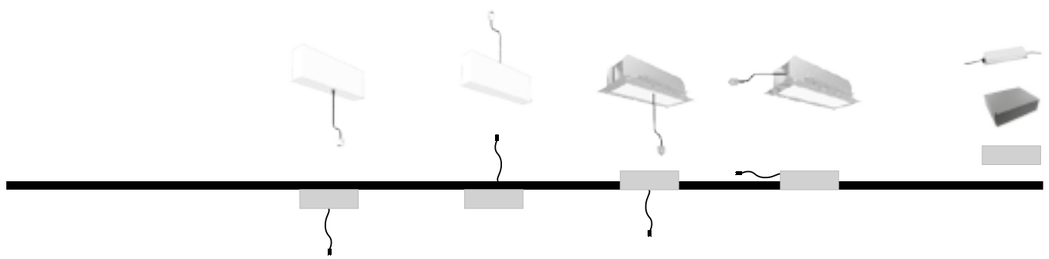

	A	B	C	D
SUSPENSION	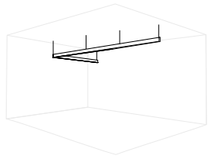	●		●	●
SMD	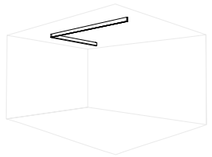		●	●	●
RECESSED	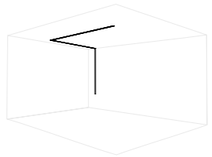		●	●	●

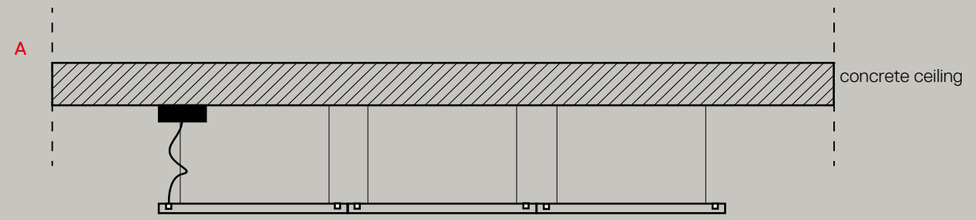

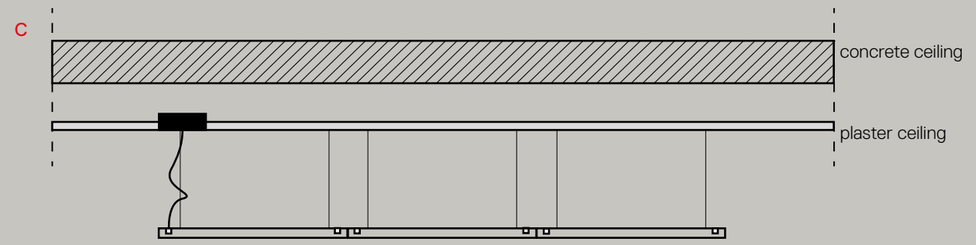

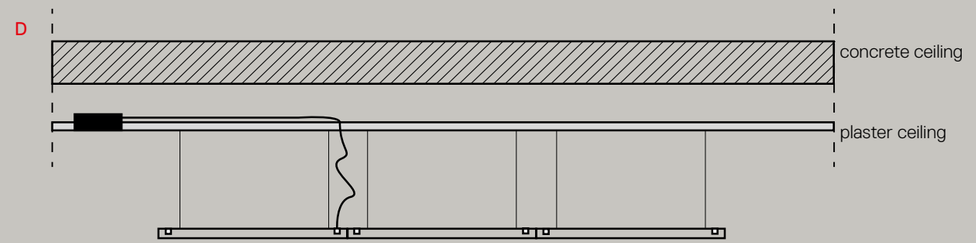

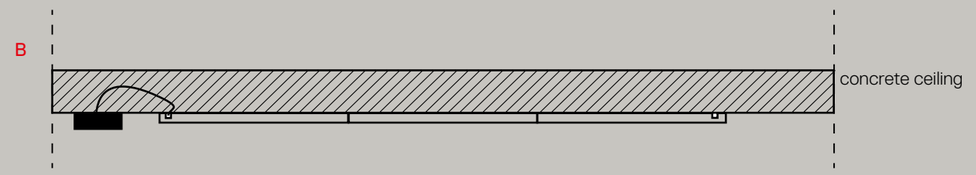

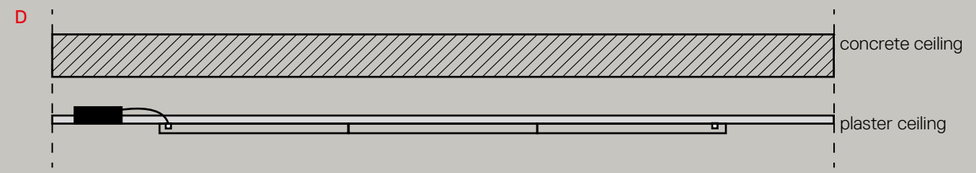

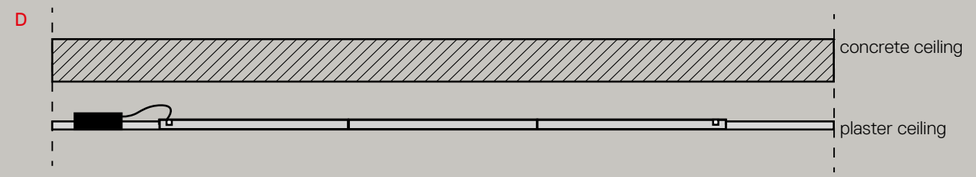

A.24
↳ System

White **01** Black **04**

IP20

Each linear, angle and curved element is provided with mechanical and electrical joints and installation accessories.
End caps have to be ordered separately.
The APP driver can not be controlled by DALI dimming system and viceversa.
For the effective powers of the drivers, see the table on page. 331

Linear elements

Length	Code
1176mm	**AQ150.** 01/04
2352 mm	**AQ151.** 01/04



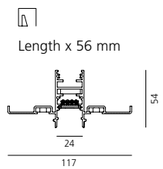

Angle elements

	Code
90° on same plane track angle elements 301 x 301 mm	**AQ155.** 01/04



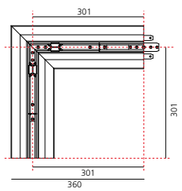

	Code
90° on perpendicular planes track angle elements 276x276mm	**AQ156.** 01/04



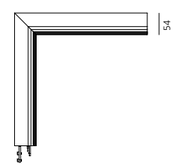

Curved joining elements (not magnetic)

Radius	Alpha	Code
561 mm	60°	**AQ500.** 01/04
	90°	**AQ510.** 01/04
750 mm	45°	**AQ520.** 01/04
	90°	**AQ530.** 01/04





Formwork (aluminum)

Length	Radius	Alpha	Code
Curved	561 mm	60°	**AQ590**00
		90°	**AQ591**00
	750 mm	45°	**AQ592**00
		90°	**AQ593**00
End caps (2pcs)			**AQ294**00

Accessories

	Code
 **Insulating spacer** (1 pcs) use between modules powered by different power supplies	**AQ152.** 01/04
 **End caps** (2 pcs)	**AQ153.** 01/04
 **Transition joint** use between different typology modules (track-diffusing-sharping)	**AQ290.** 01/04

Power supply	Undimmable Code		Dimmable DALI /APP Code
 240W Recessed power **supply kit** (cable length 2,2 m) for recessed modules 230VAC-48VDC **IP**20 ⏚ **396x195x112H**	**AQ17801**	 240W Recessed power **supply kit** (cable length 2,2 m) for recessed modules 230VAC-48VDC **IP**20 ⏚ **396x195x112H**	**AQ16801** **AQ16801APP**
 240W Ceiling power **supply kit** (cable length 2,2 m) for recessed modules 230VAC-48VDC **IP**20 ⏚ **351x61x111H**	**AQ173.** 01/04	 240W Ceiling power **supply kit** (cable length 2,2 m) for recessed modules 230VAC-48VDC **IP**20 ⏚ **321x91x111H**	**AQ172.** 01/04 **AQ172.** 01/04 **APP**
 150W Ceiling power **supply kit** (cable length 2,2 m) for recessed modules 230VAC-48VDC **IP**20 ⏚ **351x61x111H**	**AQ179.** 01/04	 150W Ceiling power **supply kit** (cable length 2,2 m) for recessed modules 230VAC-48VDC **IP**20 ⏚ **321x91x111H**	**AQ177.** 01/04 **AQ177.** 01/04 **APP**
 240W Bare power supply + plug **ON-OFF** 230VAC-48VDC **IP**20 ⏚ (for dimmable version to be combined with "DALI-Selv interface") **244x68x38H**	**AQ18000**	 DALI to DALI-Selv Interface **103x67x21H**	**AQ18200**
 150W Bare power supply + plug **ON-OFF** 230VAC-48VDC **IP**20 ⏚ (for dimmable version to be combined with "DALI-Selv interface") **244x68x38H**	**AQ18100**	 240W Remote box power supply kit (2 connectors) 230VAC-48VDC **IP**20 ⏚ **313x243x57,5H**	**AQ16000** **AQ16000APP**

White **01** Black **04** — Fast delivery

Brushed Silver **15** Brushed Copper **18** Brushed Bronze **20** — Delivery time on demand

WF

*Uses 1 DALI address

IP20

Each linear, angle and curved elements are provided with mechanical and electrical joints, and installation accessories.
1 suspension cable is also included.
End caps have to be ordered separately.
The APP driver can not be controlled by DALI dimming system and viceversa.
For the effective powers of the drivers, see the table on page. 331

Linear elements

Length	Code
1176 mm	**AQ400.** 01/04 15/18/20
2352 mm	**AQ401.** 01/04 15/18/20





Linear + indirect emission elements

Length	W	CRI	Flux	CCT	Code
1176 mm*	16W	80	1524 lm	2700K	**AQ406.** 01/04 15/18/20
				3000K	**AQ402.** 01/04 15/18/20
			1593 lm	4000K	**AQ403.** 01/04 15/18/20
2352 mm	33W	80	3049 lm	2700K	**AQ407.** 01/04 15/18/20
				3000K	**AQ404.** 01/04 15/18/20
			3185 lm	4000K	**AQ405.** 01/04 15/18/20





Accessories

	Code
 **Insulating spacer** (1 pcs) between modules powered by different power supplies	**AQ491.** 01/04 15/18/20
 **End cap** (2 pcs) including 2 suspension cables 200H	**AQ490.** 01/04 15/18/20
 **Transition joint** between different typology modules (track-diffusing-sharping)	**AQ494.** 01/04 15/18/20

90° angle elements

	Code
90° suspended track corner (on same plane) 301x301mm	**AQ492.** 01/04 15/18/20



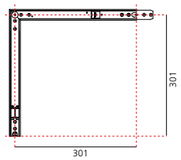

Curved joining elements (not magnetic)

Radius	Alpha	Code
561 mm	60°	**AQ700.** 01/04 15/18/20
	90°	**AQ710.** 01/04 15/18/20
750 mm	45°	**AQ720.** 01/04 15/18/20
	90°	**AQ730.** 01/04 15/18/20







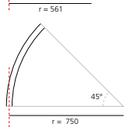



Power supply

	Undimmable Code		Dimmable DALI / APP Code
 240W Recessed power supply kit (cable length 2,2 m) 230VAC-48VDC **IP**20 396x195x112H	**AQ174.** 01/04	 240W (eff. 210W) Recessed power supply kit (cable length 2,2 m) 230VAC-48VDC **IP**20 396x195x112H	**AQ154.** 01/04 **AQ154.** 01/04 **APP**
 240W Ceiling power supply kit (cable length 2,2 m) 230VAC-48VDC **IP**20 351x61x111H	**AQ171.** 01/04	 240W Ceiling power supply kit (cable length 2,2 m) 230VAC-48VDC **IP**20	**AQ161.** 01/04 **AQ161.** 01/04 **APP**
 150W Ceiling power supply kit (cable length 2,2 m) 230VAC-48VDC **IP**20 351x61x111H	**AQ176.** 01/04	 321x91x111H 150W Ceiling power supply kit (cable length 2,2 m) 230VAC-48VDC **IP**20	**AQ175.** 01/04 **AQ175.** 01/04 **APP**
 240W Bare power supply + plug **ON-OFF** 230VAC-48VDC **IP**20 (for dimmable version to be combined with "DALI-Selv interface") **244x68x38H**	**AQ18000**	 321x91x111H DALI to DALI-Selv Interface 103x67x21H	**AQ18200**
 150W Bare power supply + plug **ON-OFF** 230VAC-48VDC **IP**20 (for dimmable version to be combined with "DALI-Selv interface") **244x68x38H**	**AQ18100**	 240W Remote box power supply kit (2 connectors) 230VAC-48VDC **IP**20 **313x243x57,5H**	**AQ16000** **AQ16000APP**

White **01** Black **04** — Fast delivery

Brushed Silver **15** Brushed Copper **18** Brushed Bronze **20** — Delivery time on demand

IP20

Each linear, angle and curved elements are provided with mechanical and electrical joints, and installation accessories.
Bracket for fixing to ceiling is included: 1 for 1176 mm lenght or 2 for 2352 mm lenght.
End caps have to be ordered separately.
The APP driver can not be controlled by DALI dimming system and viceversa.
For the effective powers of the drivers, see the table on page. 331

Linear elements

Length	Code
1176 mm	**AQ300.** 01/04 15/18/20
2352 mm	**AQ301.** 01/04 15/18/20





90° angle elements

	Code
90° on same plane track angle elements 301 x 301 mm	**AQ392.** 01/04 15/18/20
90° on perpendicular planes track angle elements 330 x 330 mm	**AQ393.** 01/04 15/18/20



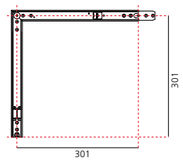



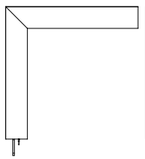

Curved joining elements (not magnetic)

Radius	Alpha	Code
561 mm	60°	**AQ600.** 01/04 15/18/20
	90°	**AQ610.** 01/04 15/18/20
750 mm	45°	**AQ620.** 01/04 15/18/20
	90°	**AQ630.** 01/04 15/18/20





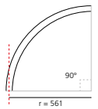





Accessories

	Code
 **Insulating spacer** (1 pcs) use between modules powered by different power supplies	**AQ391.** 01/04 15/18/20
 **End caps** (2 pcs)	**AQ390.** 01/04 15/18/20
 **Cap for cable passage** (1 pcs)	**AQ395.** 01/04 15/18/20
 **Transition joint** use between different typology modules (track-diffusing-sharping)	**AQ394.** 01/04 15/18/20

Power supply

Undimmable Code	Dimmable DALI / APP Code
 240W Recessed power supply kit (cable length 2,2 m) 230VAC-48VDC **IP**20 **396x195x112H**	**AQ17801**	 240W Recessed power supply kit (cable length 2,2 m) 230VAC-48VDC **IP**20 **396x195x112H**	**AQ16801** **AQ16801APP**
 240W Ceiling power supply kit (cable length 2,2 m) 230VAC-48VDC 240W **IP**20 **351x61x111H**	**AQ173.** 01/04	 240W Ceiling power supply kit (cable length 2,2 m) 230VAC-48VDC **IP**20 **321x91x111H**	**AQ172.** 01/04 **AQ172.** 01/04 **APP**
 150W Ceiling power supply kit (cable length 2,2 m) 230VAC-48VDC 240W **IP**20 **351x61x111H**	**AQ179.** 01/04	 150W Ceiling power supply kit (cable length 2,2 m) 230VAC-48VDC **IP**20 **321x91x111H**	**AQ177.** 01/04 **AQ177.** 01/04 **APP**
 240W Bare power supply + plug **ON-OFF** 230VAC-48VDC **IP**20 (for dimmable version to be combined with "DALI-Selv interface") **244x68x38H**	**AQ18000**	 DALI to DALI-Selv Interface **103x67x21H**	**AQ18200**
 150W Bare power supply + plug **ON-OFF** 230VAC-48VDC **IP**20 (for dimmable version to be combined with "DALI-Selv interface") **244x68x38H**	**AQ18100**	 240W Remote box power supply kit (2 connectors) 230VAC-48VDC **IP**20 **313x243x57,5H**	**AQ16000** **AQ16000APP**

White **01** Fast delivery · Black **04** Fast delivery

Brushed Silver **15** · Brushed Copper **18** · Brushed Bronze **20** Delivery time on demand

S · F · WF

Delivery time on demand 2700K / 4000K

MacAdam 3SDCM CRI = 80

IP20 · 90° · 360°

VECTOR 20 MAGNETIC

W	Beam	Flux	CCT	Dimmable DALI Code
2 W	S 10°	175 lm	2700K	**AP711.** 01/04 15/18/20
			3000K	**AP701.** 01/04 15/18/20
			4000K	**AP751.** 01/04 15/18/20
	F 24°	160 lm	2700K	**AP712.** 01/04 15/18/20
			3000K	**AP702.** 01/04 15/18/20
			4000K	**AP752.** 01/04 15/18/20
	WF 32°	140 lm	2700K	**AP713.** 01/04 15/18/20
			3000K	**AP703.** 01/04 15/18/20
			4000K	**AP753.** 01/04 15/18/20



Life L90 (6K) >36300h

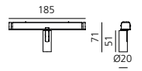

VECTOR 30 MAGNETIC

W	Beam	Flux	CCT	Dimmable DALI Code
6 W	XS 6°	475 lm	2700K	**AP811.** 01/04 15/18/20
			3000K	**AP801.** 01/04 15/18/20
			4000K	**AP851.** 01/04 15/18/20
	F 24°	450 lm	2700K	**AP812.** 01/04 15/18/20
			3000K	**AP802.** 01/04 15/18/20
			4000K	**AP852.** 01/04 15/18/20
	WF 40°	425 lm	2700K	**AP813.** 01/04 15/18/20
			3000K	**AP803.** 01/04 15/18/20
			4000K	**AP853.** 01/04 15/18/20



Life L90 (10K)>60500h

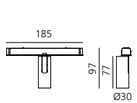

VECTOR MAGNETIC TRACK

White **01** Fast delivery · Black **04** Fast delivery

Brushed Silver **15** · Brushed Copper **18** · Brushed Bronze **20** Delivery time on demand

S · F · WF

Delivery time on demand 2700K / 4000K

MacAdam 3SDCM *MacAdam 2SDCM CRI = 90

IP20 · 90° · 360°

VECTOR 40 MAGNETIC

W	Beam	Flux	CCT	Dimmable DALI Code
10 W	S 13°	540 lm	2700K	**AP011.** 01/04 15/18/20
			3000K	**AP001.** 01/04 15/18/20
			4000K	**AP051.** 01/04 15/18/20
	*F 20°	584 lm	2700K	**AP012.** 01/04 15/18/20
			3000K	**AP002.** 01/04 15/18/20
			4000K	**AP052.** 01/04 15/18/20
	*WF 28°	528 lm	2700K	**AP013.** 01/04 15/18/20
			3000K	**AP003.** 01/04 15/18/20
			4000K	**AP053.** 01/04 15/18/20



Life L90 (10K) 60500h

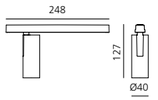

VECTOR 55 MAGNETIC

W	Beam	Flux	CCT	Dimmable DALI Code
26 W	S 16°	1492 lm	2700K	**AP111.** 01/04 15/18/20
			3000K	**AP101.** 01/04 15/18/20
			4000K	**AP151.** 01/04 15/18/20
	F 22°	1465 lm	2700K	**AP112.** 01/04 15/18/20
			3000K	**AP102.** 01/04 15/18/20
			4000K	**AP152.** 01/04 15/18/20
	WF 32°	1596 lm	2700K	**AP113.** 01/04 15/18/20
			3000K	**AP103.** 01/04 15/18/20
			4000K	**AP153.** 01/04 15/18/20



Life L80 (9K)>50000h



Accessoires	Color	Vector 40 Code	Vector 55 Code
 Accessories holder		**AP90100**	**AP91100**
 Lens for elliptical emission		**AP90200**	**AP91200**
 Soft filter		**AP90300**	**AP91300**
 Anti-dazzle louvre		**AP90400**	**AP91400**
 Adjustable dowsers	●		**AP91500**

↳ VECTOR MAGNETIC TRACK

White **01** Black **04** — Fast delivery

Brushed Silver **15** Brushed Copper **18** Brushed Bronze **20** — Delivery time on demand

S F WF

Delivery time on demand
2700K / 4000K

MacAdam 3SDCM
CRI = 90

IP20
90°
360°

VECTOR 55 ZOOM MAGNETIC

W	Beam	Flux	CCT	Dimmable DALI Code
23 W	F 22°-WF 32°	660 - 1137 lm	2700K	**AP114.** 01/04 15/18/20
			3000K	**AP104.** 01/04 15/18/20
			4000K	**AP154.** 01/04 15/18/20





Life L80 (9K)>50000h

VECTOR 40 PENDANT MAGNETIC

W	Beam	Flux	CCT	Dimmable DALI Code
10 W	S 13°	540 lm	2700K	**AP211.** 01/04 15/18/20
			3000K	**AP201.** 01/04 15/18/20
			4000K	**AP251.** 01/04 15/18/20
	F 20°	584 lm	2700K	**AP212.** 01/04 15/18/20
			3000K	**AP202.** 01/04 15/18/20
			4000K	**AP252.** 01/04 15/18/20
	WF 28°	528 lm	2700K	**AP213.** 01/04 15/18/20
			3000K	**AP203.** 01/04 15/18/20
			4000K	**AP253.** 01/04 15/18/20



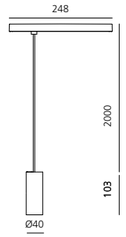

Life L90 (10K) 60500h

VECTOR 55 PENDANT MAGNETIC

W	Beam	Flux	CCT	Dimmable DALI Code
26 W	S 16°	1492 lm	2700K	**AP311.** 01/04 15/18/20
			3000K	**AP301.** 01/04 15/18/20
			4000K	**AP351.** 01/04 15/18/20
	F 22°	1465 lm	2700K	**AP312.** 01/04 15/18/20
			3000K	**AP302.** 01/04 15/18/20
			4000K	**AP352.** 01/04 15/18/20
	WF 32°	1596 lm	2700K	**AP313.** 01/04 15/18/20
			3000K	**AP303.** 01/04 15/18/20
			4000K	**AP353.** 01/04 15/18/20



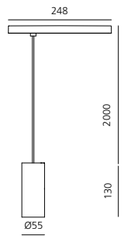

Life L80 (9K)>50000h



White



01

WF



*Uses 1 DALI address
** Uses 2 DALI addresses

MacAdam 2SDCM
Life L80 (10K)>55000h
CRI = 80

IP20

Each formwork module is provided with a mechanical joint to connect two recessed coplanar formwork modules.
Each module, angle and curved elements are provided with mechanical and electrical joints and installation accessories.
End caps have to be ordered separately.
Opal diffusing screen has to be ordered separately.
The APP driver can not be controlled by DALI dimming system and viceversa.
For the effective powers of the drivers, see the table on page. 331

Formwork (aluminum)

Length	Radius	Alpha	Code
Linear 1176mm			**AQ291**00
Linear 2352 mm			**AQ292**00
90° angle on the same plane			**AQ293**00
90° angle on perpendicular			**AQ295**00
Curved	561 mm	60°	**AQ590**00
		90°	**AQ591**00
	750 mm	45°	**AQ592**00
		90°	**AQ593**00
End caps (2pcs)			**AQ294**00



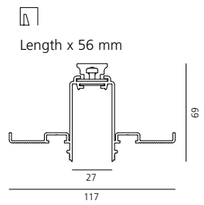

Linear direct emission elements

Length	W	Flux	CCT	Code
1176mm*	33W	2841 lm	2700K	**AQ270**01
		2884 lm	3000K	**AQ200**01
		3013 lm	4000K	**AQ201**01
2352 mm**	66W	5682 lm	2700K	**AQ271**01
		5769 lm	3000K	**AQ202**01
		6027 lm	4000K	**AQ203**01



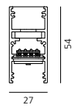

90° angle direct emission elements

	W	Flux	CCT	Code
90° on same plane angle direct emission elements 301 x 301 mm*	16W	1420 lm	2700K	**AQ272**01
		1442 lm	3000K	**AQ204**01
		1506 lm	4000K	**AQ205**01



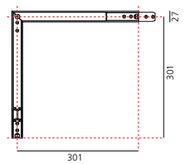

	W	Flux	CCT	Code
90° on perpendicular plane angle direct emission elements 330 x 330 mm*	16W	1362 lm	2700K	**AQ273**01
		1383 lm	3000K	**AQ207**01
		1444 lm	4000K	**AQ208**01



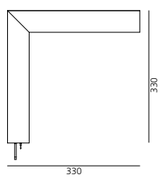

Curved direct emission elements

Radius	Alpha	W	Flux	CCT	Code
561 mm*	60°	17W	1187 lm	2700K	**AQ507**01
				3000K	**AQ501**01
				4000K	**AQ502**01
	90°	25W	1781 lm	2700K	**AQ517**01
				3000K	**AQ511**01
				4000K	**AQ512**01
750 mm*	45°	17W	1187 lm	2700K	**AQ527**01
				3000K	**AQ521**01
				4000K	**AQ522**01
	90°	34W	2374 lm	2700K	**AQ537**01
				3000K	**AQ531**01
				4000K	**AQ532**01





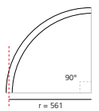





Accessories

	Code
 Insulating spacer (1 pcs) between modules powered by different power supplies	**AQ20601**
 End caps (2 pcs)	**AQ25001**
 Transition joint use between different typology modules (track-diffusing-sharping)	**AQ29001**
 Opal diffusing screen	
10m	**AQ16200**
25m	**AQ16300**
50m	**AQ16400**
1176 mm	**AQ16500**
2352 mm	**AQ16600**
3528 mm	**AQ16700**
Flexible opal diffusing screen	
5m	**AQ90300**
10m	**AQ90000**
25m	**AQ90100**
50m	**AQ90200**

Power supply	Undimmable Code		Dimmable DALI / APP Code
 240W Recessed power supply kit (cable length 2,2 m) 230VAC-48VDC **IP**20 396x195x112H	**AQ17801**	 240W Recessed power supply kit (cable length 2,2 m) 230VAC-48VDC **IP**20 396x195x112H	**AQ16801** **AQ16801APP**
 240W Ceiling power supply kit (cable length 2,2 m) 230VAC-48VDC **IP**20 351x61x111H	**AQ173**01	 240W Ceiling power supply kit (cable length 2,2 m) 230VAC-48VDC **IP**20 321x91x111H	**AQ172.** 01/04 **AQ172.** 01/04 **APP**
 150W Ceiling power supply kit (cable length 2,2 m) 230VAC-48VDC **IP**20 351x61x111H	**AQ179**01	 150W Ceiling power supply kit (cable length 2,2 m) 230VAC-48VDC **IP**20 321x91x111H	**AQ177.** 01/04 **AQ177.** 01/04 **APP**
 240W Bare power supply + plug **ON-OFF** 230VAC-48VDC **IP**20 (for dimmable version to be combined with "DALI-Selv interface") **244x68x38H**	**AQ18000**	 DALI to DALI-Selv Interface 103x67x21H	**AQ18200**
 150W Bare power supply + plug **ON-OFF** 230VAC-48VDC **IP**20 (for dimmable version to be combined with "DALI-Selv interface") **244x68x38H**	**AQ18100**	 240W Remote box power supply kit (2 connectors) 230VAC-48VDC **IP**20 **313x243x57,5H**	**AQ16000** **AQ16000APP**

White **01** Fast delivery | Black **04** Fast delivery | Brushed Silver **15** Delivery time on demand | Brushed Copper **18** Delivery time on demand | Brushed Bronze **20** Delivery time on demand | WF

*Uses 1 DALI address
** Uses 2 DALI addresses
*** Uses 3 DALI addresses

MacAdam 2SDCM
Life L80 (10K)>55000h
CRI = 80

IP20

Each module, angle and curved elements are provided with mechanical and electrical joints and installation accessories.
1 suspension cable is also included.
End caps have to be ordered separately.
Opal diffusing screen has to be ordered separately.
The APP driver can not be controlled by DALI dimming system and viceversa.
For the effective powers of the drivers, see the table on page. 331

Linear direct emission elements

Length	W	Flux	CCT	Code
1176 mm*	33W	2841 lm	2700K	**AQ416.** 01/04 15/18/20
		2884 lm	3000K	**AQ410.** 01/04 15/18/20
		3013 lm	4000K	**AQ411.** 01/04 15/18/20
2352 mm**	66W	5682 lm	2700K	**AQ417.** 01/04 15/18/20
		5769 lm	3000K	**AQ412.** 01/04 15/18/20
		6027 lm	4000K	**AQ413.** 01/04 15/18/20



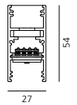

Linear direct and indirect emission elements

Length	W	Flux	CCT	Code
1176 mm**	33W direct 16W indirect	2841 lm direct 1502 lm indirect	2700K	**AQ464.** 01/04 15/18/20
		2884 lm direct 1524 lm indirect	3000K	**AQ460.** 01/04 15/18/20
		3013 lm direct 1593 lm indirect	4000K	**AQ461.** 01/04 15/18/20
2352 mm***	66W direct 32W indirect	5682 lm direct 3004 lm indirect	2700K	**AQ465.** 01/04 15/18/20
		5769 lm direct 3049 lm indirect	3000K	**AQ462.** 01/04 15/18/20
		6027 lm direct 3185 lm indirect	4000K	**AQ463.** 01/04 15/18/20





90° angle direct emission elements

	W	Flux	CCT	Code
90° on same plane angle elements 301 x 301 mm*	16W	1420 lm	2700K	**AQ418.** 01/04 15/18/20
		1442 lm	3000K	**AQ414.** 01/04 15/18/20
		1506 lm	4000K	**AQ415.** 01/04 15/18/20



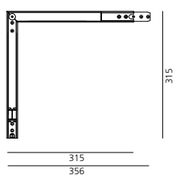

Curved direct emission elements

Radius	Alpha	W	Flux	CCT	Code
561 mm*	60°	17W	1187 lm	2700K	**AQ707.** 01/04 15/18/20
				3000K	**AQ701.** 01/04 15/18/20
				4000K	**AQ702.** 01/04 15/18/20
	90°	25W	1781 lm	2700K	**AQ717.** 01/04 15/18/20
				3000K	**AQ711.** 01/04 15/18/20
				4000K	**AQ712.** 01/04 15/18/20
750 mm*	45°	17W	1187 lm	2700K	**AQ727.** 01/04 15/18/20
				3000K	**AQ721.** 01/04 15/18/20
				4000K	**AQ722.** 01/04 15/18/20
	90°	34W	2374 lm	2700K	**AQ737.** 01/04 15/18/20
				3000K	**AQ731.** 01/04 15/18/20
				4000K	**AQ732.** 01/04 15/18/20



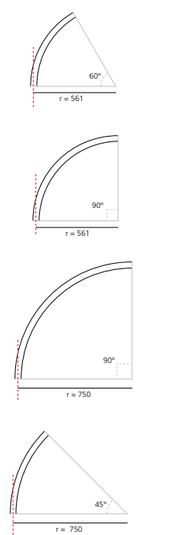

Accessories

	Code
 Insulating spacer (1 pcs) between modules powered by different power supplies	**AQ452.** 01/04 15/18/20
 End caps (2 pcs) including 2 suspension cables 200H	**AQ451.** 01/04 15/18/20
 Transition joint use between different typology modules (track-diffusing-sharping)	**AQ494.** 01/04 15/18/20
 Opal diffusing screen	
10m	**AQ16200**
25m	**AQ16300**
50m	**AQ16400**
1176 mm	**AQ16500**
2352 mm	**AQ16600**
3528 mm	**AQ16700**
Flexible opal diffusing screen	
5m	**AQ90300**
10m	**AQ90000**
25m	**AQ90100**
50m	**AQ90200**

Power supply	Undimmable Code		Dimmable DALI / APP Code
 240W Recessed power supply kit (cable length 2,2 m) 230VAC-48VDC **IP**20 396x195x112H	**AQ174.** 01/04	 240W Recessed power supply kit (cable length 2,2 m) 230VAC-48VDC **IP**20 396x195x112H	**AQ154.** 01/04 **AQ154.** 01/04 **APP**
 240W Ceiling power supply kit (cable length 2,2 m) 230VAC-48VDC **IP**20 351x61x111H	**AQ171.** 01/04	 240W Ceiling power supply kit (cable length 2,2 m) 230VAC-48VDC **IP**20 321x91x111H	**AQ161.** 01/04 **AQ161.** 01/04 **APP**
 150W Ceiling power supply kit (cable length 2,2 m) 230VAC-48VDC **IP**20 351x61x111H	**AQ176.** 01/04	 150W Ceiling power supply kit (cable length 2,2 m) 230VAC-48VDC **IP**20 321x91x111H	**AQ175.** 01/04 **AQ175.** 01/04 **APP**
 240W Bare power supply + plug **ON-OFF** 230VAC-48VDC **IP**20 (for dimmable version to be combined with "DALI-Selv interface") **244x68x38H**	**AQ18000**	 DALI to DALI-Selv Interface 103x67x21H	**AQ18200**
 150W Bare power supply + plug **ON-OFF** 230VAC-48VDC **IP**20 (for dimmable version to be combined with "DALI-Selv interface") **244x68x38H**	**AQ18100**	 240W Remote box power supply kit (2 connectors) 230VAC-48VDC **IP**20 **313x243x57,5H**	**AQ16000** **AQ16000APP**

White 01 Black 04 — Fast delivery

Brushed Silver 15 Brushed Copper 18 Brushed Bronze 20 — Delivery time on demand

WF

*Uses 1 DALI address
** Uses 2 DALI addresses

MacAdam 2SDCM
Life L80 (10K)>55000h
CRI = 80

IP20

Each linear, angle and curved elements are provided with mechanical and electrical joints, and installation accessories.
Bracket for fixing to ceiling is included: 1 for 1176 mm lenght. 2 for 2352 mm lenght.
End caps have to be ordered separately.
Opal diffusing screen has to be ordered separately.
The APP driver can not be controlled by DALI dimming system and viceversa.
For the effective powers of the drivers, see the table on page. 331

Linear direct emission elements

Length	W	Flux	CCT	Code
1176 mm*	33W	2841 lm	2700K	**AQ370.** 01/04 15/18/20
		2884 lm	3000K	**AQ310.** 01/04 15/18/20
		3013 lm	4000K	**AQ311.** 01/04 15/18/20
2352 mm**	66W	5682 lm	2700K	**AQ371.** 01/04 15/18/20
		5769 lm	3000K	**AQ312.** 01/04 15/18/20
		6027 lm	4000K	**AQ313.** 01/04 15/18/20



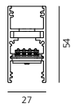

90° angle direct emission elements

	W	Flux	CCT	Code
90° on same plane angle elements 301 x 301 mm*	16W	1420 lm	2700K	**AQ372.** 01/04 15/18/20
		1442 lm	3000K	**AQ314.** 01/04 15/18/20
		1506 lm	4000K	**AQ315.** 01/04 15/18/20



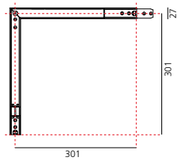

	W	Flux	CCT	Code
90° on perpendicular planes angle elements 330 x 330 mm*	16W	1362 lm	2700K	**AQ373.** 01/04 15/18/20
		1383 lm	3000K	**AQ316.** 01/04 15/18/20
		1444 lm	4000K	**AQ317.** 01/04 15/18/20



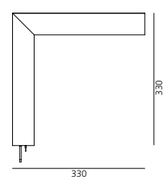

Curved direct emission elements

Radius	Alpha	W	Flux	CCT	Code
561 mm*	60°	17W	1187 lm	2700K	**AQ607.** 01/04 15/18/20
				3000K	**AQ601.** 01/04 15/18/20
				4000K	**AQ602.** 01/04 15/18/20
	90°	25W	1781 lm	2700K	**AQ617.** 01/04 15/18/20
				3000K	**AQ611.** 01/04 15/18/20
				4000K	**AQ612.** 01/04 15/18/20
750 mm*	45°	17W	1187 lm	2700K	**AQ627.** 01/04 15/18/20
				3000K	**AQ621.** 01/04 15/18/20
				4000K	**AQ622.** 01/04 15/18/20
	90°	34W	2374 lm	2700K	**AQ637.** 01/04 15/18/20
				3000K	**AQ631.** 01/04 15/18/20
				4000K	**AQ632.** 01/04 15/18/20





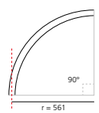

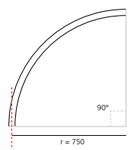



Accessories

	Code
Insulating spacer (1 pc) between modules powered by different power supplies	**AQ351.** 01/04 15/18/20
End cap (2 pcs)	**AQ350.** 01/04 15/18/20
Cap for cable passage (1 pcs)	**AQ353.** 01/04 15/18/20
Transition cap track - diffusing track- sharping diffusing - sharping	**AQ394.** 01/04 15/18/20

	Code
Opal diffusing screen	
10m	**AQ16200**
25m	**AQ16300**
50m	**AQ16400**
1176 mm	**AQ16500**
2352 mm	**AQ16600**
3528 mm	**AQ16700**
Flexible opal diffusing screen	
5m	**AQ90300**
10m	**AQ90000**
25m	**AQ90100**
50m	**AQ90200**

Power supply

	Undimmable Code	Dimmable DALI/APP Code
240W Recessed power supply kit (cable length 2,2 m) 230VAC-48VDC **IP**20 396x195x112H	**AQ17801**	**AQ16801** **AQ16801APP**
240W Ceiling power supply kit (cable length 2,2 m) 230VAC-48VDC 240W **IP**20 351x61x111H	**AQ173.** 01/04	**AQ172.** 01/04 **AQ172.** 01/04 **APP**
150W Ceiling power supply kit (cable length 2,2 m) 230VAC-48VDC 240W **IP**20 351x61x111H	**AQ179.** 01/04	**AQ177.** 01/04 **AQ177.** 01/04 **APP**
240W Bare power supply + plug **ON-OFF** 230VAC-48VDC **IP**20 (for dimmable version to be combined with "DALI-Selv interface") **244x68x38H**	**AQ18000**	**AQ18200**
150W Bare power supply + plug **ON-OFF** 230VAC-48VDC **IP**20 (for dimmable version to be combined with "DALI-Selv interface") **244x68x38H**	**AQ18100**	**AQ16000** **AQ16000APP**

	Dimmable DALI/APP Code
240W Recessed power supply kit (cable length 2,2 m) 230VAC-48VDC **IP**20 396x195x112H	**AQ16801** **AQ16801APP**
240W Ceiling power supply kit (cable length 2,2 m) 230VAC-48VDC **IP**20 321x91x111H	**AQ172.** 01/04 **AQ172.** 01/04 **APP**
150W Ceiling power supply kit (cable length 2,2 m) 230VAC-48VDC **IP**20 321x91x111H	**AQ177.** 01/04 **AQ177.** 01/04 **APP**
DALI to DALI-Selv Interface 103x67x21H	**AQ18200**
240W Remote box power supply kit (2 connectors) 230VAC-48VDC **IP**20 **313x243x57,5H**	**AQ16000** **AQ16000APP**


A.24 MODULE
Structural module
Mechanical and electrical connections
Optics
SHARPING KIT
End Cover
Louvre
Intermediate Cover

White **01** Black **04**

F XF

*Uses 1 DALI address
** Uses 2 DALI addresses

MacAdam 2SDCM
Life L90 (20K) 118000h
CRI = 90

IP20

Each formwork module is provided with a mechanical joint to connect two recessed coplanar formwork modules.
Each module, angle and curved elements are provided with mechanical and electrical joints and installation accessories.
End caps have to be ordered separately.
Sharping kit (louvers and covers) has to be ordered separately.
The APP driver can not be controlled by DALI dimming system and viceversa.
For the effective powers of the drivers, see the table on page. 331

Formwork (aluminum)

Length	Radius	Alpha	Code
Linear 1176mm			**AQ291**00
Linear 2352 mm			**AQ292**00
90° angle on the same plane			**AQ293**00
Curved			
	561 mm	60°	**AQ590**00
		90°	**AQ591**00
	750 mm	45°	**AQ592**00
		90°	**AQ593**00
End caps (2pcs)			**AQ294**00



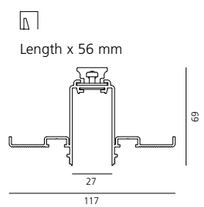

Linear direct emission elements

Length	W	Beam	Flux	CCT	Code
1176mm*	22W	F 24°	1528 lm	2700K	**AQ214.** 01/04
			1628 lm	3000K	**AQ210.** 01/04
			1742 lm	4000K	**AQ211.** 01/04
		XF 62°	1624 lm	2700K	**AQ234.** 01/04
			1731 lm	3000K	**AQ230.** 01/04
			1852 lm	4000K	**AQ231.** 01/04
2352 mm**	46W	F 24°	3056 lm	2700K	**AQ215.** 01/04
			3256 lm	3000K	**AQ212.** 01/04
			3485 lm	4000K	**AQ213.** 01/04
		XF62°	3249 lm	2700K	**AQ235.** 01/04
			3461 lm	3000K	**AQ232.** 01/04
			3704 lm	4000K	**AQ233.** 01/04



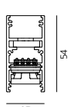

90° angle joining elements (not lit)

90° recessed corner (on same plane)
301x301mm

Code **AQ240.** 01/04



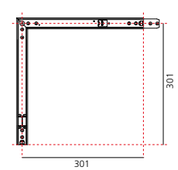

Curved direct emission elements

Radius	Alpha	W	Beam	Flux	CCT	Code
561 mm*	60°	12W	F 24°	839 lm	2700K	**AQ508.** 01/04
					3000K	**AQ503.** 01/04
					4000K	**AQ505.** 01/04
			XF 62°	777 lm	2700K	**AQ509.** 01/04
					3000K	**AQ504.** 01/04
					4000K	**AQ506.** 01/04
	90°	12W	F 24°	839 lm	2700K	**AQ518.** 01/04
					3000K	**AQ513.** 01/04
					4000K	**AQ515.** 01/04
			XF 62°	777 lm	2700K	**AQ519.** 01/04
					3000K	**AQ514.** 01/04
					4000K	**AQ516.** 01/04
750 mm*	45°	12W	F 24°	839 lm	2700K	**AQ528.** 01/04
					3000K	**AQ523.** 01/04
					4000K	**AQ525.** 01/04
			XF 62°	777 lm	2700K	**AQ529.** 01/04
					3000K	**AQ524.** 01/04
					4000K	**AQ526.** 01/04
	90°	25W	F 24°	1678 lm	2700K	**AQ538.** 01/04
					3000K	**AQ533.** 01/04
					4000K	**AQ535.** 01/04
			XF 62°	1555 lm	2700K	**AQ539.** 01/04
					3000K	**AQ534.** 01/04
					4000K	**AQ536.** 01/04



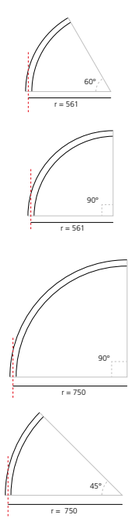

Accessories



Insulating spacer
(1 pc) between modules powered by different power supplies

Code **AQ241.** 01/04



End caps
(2 pcs)

AQ250. 01/04



Transition joint
use between different typology modules (track-diffusing-sharping)

AQ290. 01/04



Louver for linear elements
Sharping kit L=1176mm
(2 louvers - 1 intermediate cover - 2 end covers)

Code **AQ260.** 01/04

Sharping kit L=2352mm
(4 louvers - 3 intermediate cover - 2 end covers)

AQ261. 01/04

90° angle cover
(2 pcs)

AQ262. 01/04



Louver for curved elements
R=561mm/R=750mm

R=561mm 60° order 1 pc
90° order 1 pc
R=750mm 45° order 1 pc
90° order 2 pcs

AQ911. 01/04

Flexible cover 2m

AQ921. 01/04

Flexible cover 10m

AQ920. 01/04

Power supply

	Undimmable Code	Dimmable DALI / APP Code
 240W Recessed power supply kit (cable length 2,2 m) 230VAC-48VDC **IP**20 396x195x112H	**AQ17801**	
 240W Ceiling power supply kit (cable length 2,2 m) 230VAC-48VDC **IP**20 351x61x111H	**AQ173.** 01/04	**AQ172.** 01/04 **AQ172.** 01/04 **APP**
 150W Ceiling power supply kit (cable length 2,2 m) 230VAC-48VDC **IP**20 351x61x111H	**AQ179.** 01/04	**AQ177.** 01/04 **AQ177.** 01/04 **APP**
 240W Bare power supply + plug **ON-OFF** 230VAC-48VDC **IP**20 (for dimmable version to be combined with "DALI-Selv interface") **244x68x38H**	**AQ18000**	**AQ18200**
 150W Bare power supply + plug **ON-OFF** 230VAC-48VDC **IP**20 (for dimmable version to be combined with "DALI-Selv interface") **244x68x38H**	**AQ18100**	**AQ16000** **AQ16000APP**

	Undimmable Code	Dimmable DALI / APP Code
 240W Recessed power supply kit (cable length 2,2 m) 230VAC-48VDC **IP**20 396x195x112H		**AQ16801** **AQ16801APP**
 240W Ceiling power supply kit (cable length 2,2 m) 230VAC-48VDC **IP**20 321x91x111H		**AQ172.** 01/04 **AQ172.** 01/04 **APP**
 150W Ceiling power supply kit (cable length 2,2 m) 230VAC-48VDC **IP**20 321x91x111H		**AQ177.** 01/04 **AQ177.** 01/04 **APP**
 DALI to DALI-Selv Interface 103x67x21H		**AQ18200**
 240W Remote box power supply kit (2 connectors) 230VAC-48VDC **IP**20 **313x243x57,5H**		**AQ16000** **AQ16000APP**

White **01** Fast delivery
Black **04** Fast delivery
Brushed Silver **15** Delivery time on demand
Brushed Copper **18** Delivery time on demand
Brushed Bronze **20** Delivery time on demand
F
XF

*Uses 1 DALI address
** Uses 2 DALI addresses
*** Uses 3 DALI addresses

MacAdam 2SDCM
Life L90 (20K) 118000h
CRI = 90

IP20

Each linear, angle and curved elements are provided with mechanical and electrical joints, and installation accessories.
1 suspension cable is also included.
End caps have to be ordered separately.
Sharping kit (louvers and covers) has to be ordered separately.

Linear direct emission elements

Length	W	Beam	Flux	CCT	Code
1176 mm*	22W	F 24°	1528 lm	2700K	**AQ424.** 01/04 15/18/20
			1628 lm	3000K	**AQ420.** 01/04 15/18/20
			1742 lm	4000K	**AQ421.** 01/04 15/18/20
		XF 62°	1624 lm	2700K	**AQ444.** 01/04 15/18/20
			1731 lm	3000K	**AQ440.** 01/04 15/18/20
			1852 lm	4000K	**AQ441.** 01/04 15/18/20
2352 mm**	46W	F 24°	3056 lm	2700K	**AQ425.** 01/04 15/18/20
			3256 lm	3000K	**AQ422.** 01/04 15/18/20
			3485 lm	4000K	**AQ423.** 01/04 15/18/20
		XF 62°	3249 lm	2700K	**AQ445.** 01/04 15/18/20
			3461 lm	3000K	**AQ442.** 01/04 15/18/20
			3704 lm	4000K	**AQ443.** 01/04 15/18/20



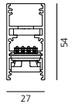

Linear direct and indirect emission elements

Length	W	Beam	Flux	CCT	Code
1176 mm**	22W direct 16W indirect	F 24°	1528 lm direct 1406 lm indirect	2700K	**AQ482.** 01/04 15/18/20
			1628 lm direct 1525 lm indirect	3000K	**AQ470.** 01/04 15/18/20
			1742 lm direct 1587 lm indirect	4000K	**AQ471.** 01/04 15/18/20
		XF 62°	1624 lm direct 1502 lm indirect	2700K	**AQ486.** 01/04 15/18/20
			1731 lm direct 1524 lm indirect	3000K	**AQ478.** 01/04 15/18/20
			1858 lm direct 1587 lm indirect	4000K	**AQ479.** 01/04 15/18/20
2352 mm***	46W indirect 32W indirect	F 24°	3056 lm direct 3004 lm indirect	2700K	**AQ483.** 01/04 15/18/20
			3256 lm direct 3049 lm indirect	3000K	**AQ472.** 01/04 15/18/20
			3485 lm direct 3185 lm indirect	4000K	**AQ473.** 01/04 15/18/20
		XF 62°	3249 lm direct 3004 lm indirect	2700K	**AQ487.** 01/04 15/18/20
			3461 lm direct 3049 lm indirect	3000K	**AQ480.** 01/04 15/18/20
			3704 lm direct 3185 lm indirect	4000K	**AQ481.** 01/04 15/18/20



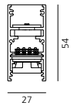

90° angle joining elements (not lit)

90° suspension corner (on same plane)
301x301mm

Code
AQ450. 01/04 15/18/20



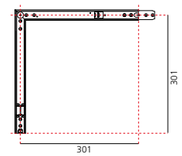

Curved direct emission elements

Radius	Alpha	W	Beam	Flux	CCT	Code
561 mm*	60°	12W	F 24°	839 lm	2700K	**AQ708.** 01/04 15/18/20
					3000K	**AQ703.** 01/04 15/18/20
					4000K	**AQ705.** 01/04 15/18/20
			XF 62°	777 lm	2700K	**AQ709.** 01/04 15/18/20
					3000K	**AQ704.** 01/04 15/18/20
					4000K	**AQ706.** 01/04 15/18/20
	90°	12W	F 24°	839 lm	2700K	**AQ718.** 01/04 15/18/20
					3000K	**AQ713.** 01/04 15/18/20
					4000K	**AQ715.** 01/04 15/18/20
			XF 62°	777 lm	2700K	**AQ719.** 01/04 15/18/20
					3000K	**AQ714.** 01/04 15/18/20
					4000K	**AQ716.** 01/04 15/18/20
750 mm*	45°	12W	F 24°	839 lm	2700K	**AQ728.** 01/04 15/18/20
					3000K	**AQ723.** 01/04 15/18/20
					4000K	**AQ725.** 01/04 15/18/20
			XF 62°	777 lm	2700K	**AQ729.** 01/04 15/18/20
					3000K	**AQ724.** 01/04 15/18/20
					4000K	**AQ726.** 01/04 15/18/20
	90°	25W	F 24°	1678 lm	2700K	**AQ738.** 01/04 15/18/20
					3000K	**AQ733.** 01/04 15/18/20
					4000K	**AQ735.** 01/04 15/18/20
			XF 62°	1555 lm	2700K	**AQ739.** 01/04 15/18/20
					3000K	**AQ734.** 01/04 15/18/20
					4000K	**AQ736.** 01/04 15/18/20



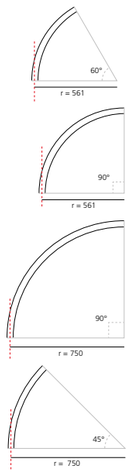

Each linear, angle and curved elements are provided with mechanical and electrical joints, and installation accessories.
1 suspension cable is also included.
End caps have to be ordered separately.
Sharping kit (louvers and covers) has to be ordered separately.
The APP driver can not be controlled by DALI dimming system and viceversa.
For the effective powers of the drivers, see the table on page. 331

Accessories	Code
 Insulating spacer (1 pcs) between modules powered by different power supplies	**AQ453.** 01/04 15/18/20
 End caps (2 pcs) including 2 suspension cables 200H	**AQ451.** 01/04 15/18/20
 Transition cap track - diffusing track - sharping diffusing - sharping	**AQ494.** 01/04 15/18/20

	Code
 **Louver for linear elements** Sharping kit L=1176mm (2 louvers - 1 intermediate cover - 2 end covers)	**AQ260.** 01/04
Sharping kit L=2352mm (4 louvers - 3 intermediate cover - 2 end covers)	**AQ261.** 01/04
90° angle cover (2 pcs)	**AQ262.** 01/04
 **Louver for curved elements R=561mm/R=750mm** R=561mm 60° order 1 pc 90° order 1 pc R=750mm 45° order 1 pc 90° order 2 pcs	**AQ911.** 01/04
Flexible cover 2m	**AQ921.** 01/04
Flexible cover 10m	**AQ920.** 01/04

Power supply	Undimmable Code
 240W Recessed power supply kit (cable length 2,2 m) 230VAC-48VDC **IP**20 ⏚ **396x195x112H**	**AQ174.** 01/04
 240W Ceiling power supply kit (cable length 2,2 m) 230VAC-48VDC **IP**20 ⏚ **351x61x111H**	**AQ171.** 01/04
 150W Ceiling power supply kit (cable length 2,2 m) 230VAC-48VDC **IP**20 ⏚ **351x61x111H**	**AQ176.** 01/04
 240W Bare power supply + plug **ON-OFF** 230VAC-48VDC **IP**20 ⏚ (for dimmable version to be combined with "DALI-Selv interface") **244x68x38H**	**AQ18000**
 150W Bare power supply + plug **ON-OFF** 230VAC-48VDC **IP**20 ⏚ (for dimmable version to be combined with "DALI-Selv interface") **244x68x38H**	**AQ18100**

	Dimmable DALI / APP Code
 240W Recessed power supply kit (cable length 2,2 m) 230VAC-48VDC **IP**20 ⏚ **396x195x112H**	**AQ154.** 01/04 **AQ154.** 01/04 **APP**
 240W Ceiling power supply kit (cable length 2,2 m) 230VAC-48VDC **IP**20 ⏚ **321x91x111H**	**AQ161.** 01/04 **AQ161.** 01/04 **APP**
 150W Ceiling power supply kit (cable length 2,2 m) 230VAC-48VDC **IP**20 ⏚ **321x91x111H**	**AQ175.** 01/04 **AQ175.** 01/04 **APP**
 DALI to DALI-Selv Interface **103x67x21H**	**AQ18200**
 240W Remote box power supply kit (2 connectors) 230VAC-48VDC **IP**20 ⏚ **313x243x57,5H**	**AQ16000** **AQ16000APP**

White **01** Black **04**
Fast delivery

Brushed Silver **15** Brushed Copper **18** Brushed Bronze **20**
Delivery time on demand

F XF

*Uses 1 DALI address
** Uses 2 DALI addresses

MacAdam 2SDCM
Life L90 (20K) 118000h
CRI = 90

IP20

Each linear, angle and curved elements are provided with mechanical and electrical joints, and installation accessories.
Bracket for fixing to ceiling is included: 1 for 1176 mm lenght - 2 for 2352 mm lenght.
End caps have to be ordered separately.
Sharping kit (louvers and covers) has to be ordered separately.

Linear direct emission elements

Length	W	CRI	Beam	Flux	CCT	Code
1176 mm*	22W	90	F 24°	1528 lm	2700K	**AQ324.** 01/04 15/18/20
				1628 lm	3000K	**AQ320.** 01/04 15/18/20
				1742 lm	4000K	**AQ321.** 01/04 15/18/20
			XF 62°	1624 lm	2700K	**AQ344.** 01/04 15/18/20
				1731 lm	3000K	**AQ340.** 01/04 15/18/20
				1852 lm	4000K	**AQ341.** 01/04 15/18/20
2352 mm**	46W	90	F 24°	3056 lm	2700K	**AQ325.** 01/04 15/18/20
				3256 lm	3000K	**AQ322.** 01/04 15/18/20
				3485 lm	4000K	**AQ323.** 01/04 15/18/20
			XF 62°	3249 lm	2700K	**AQ345.** 01/04 15/18/20
				3461 lm	3000K	**AQ342.** 01/04 15/18/20
				3704 lm	4000K	**AQ343.** 01/04 15/18/20



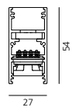

Curved direct emission elements

Radius	Alpha	W	CRI	Beam	Flux	CCT	Code
561 mm*	60°	12W	90	F 24°	839 lm	2700K	**AQ608.** 01/04 15/18/20
						3000K	**AQ603.** 01/04 15/18/20
						4000K	**AQ605.** 01/04 15/18/20
				XF 62°	777 lm	2700K	**AQ609.** 01/04 15/18/20
						3000K	**AQ604.** 01/04 15/18/20
						4000K	**AQ606.** 01/04 15/18/20
	90°	12W	90	F 24°	839 lm	2700K	**AQ618.** 01/04 15/18/20
						3000K	**AQ613.** 01/04 15/18/20
						4000K	**AQ615.** 01/04 15/18/20
				XF 62°	777 lm	2700K	**AQ619.** 01/04 15/18/20
						3000K	**AQ614.** 01/04 15/18/20
						4000K	**AQ616.** 01/04 15/18/20
750 mm*	45°	12W	90	F 24°	839 lm	2700K	**AQ628.** 01/04 15/18/20
						3000K	**AQ623.** 01/04 15/18/20
						4000K	**AQ625.** 01/04 15/18/20
				XF 62°	1555 lm	2700K	**AQ629.** 01/04 15/18/20
						3000K	**AQ624.** 01/04 15/18/20
						4000K	**AQ626.** 01/04 15/18/20
90°	25W	90	F 24°	1678 lm	2700K	**AQ638.** 01/04 15/18/20
						3000K	**AQ633.** 01/04 15/18/20
						4000K	**AQ635.** 01/04 15/18/20
			XF 62°	1555 lm	2700K	**AQ639.** 01/04 15/18/20
						3000K	**AQ634.** 01/04 15/18/20
						4000K	**AQ636.** 01/04 15/18/20



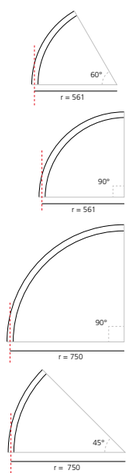

90° angle joining elements (not lit)

	Code
90° ceiling corner (on same plane) 301x301mm	**AQ360.** 01/04 15/18/20



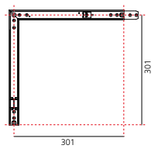

Each linear, angle and curved elements are provided with mechanical and electrical joints, and installation accessories.
Bracket for fixing to ceiling is included: 1 for 1176 mm lenght - 2 for 2352 mm lenght.
End caps have to be ordered separately.
Sharping kit (louvers and covers) has to be ordered separately.
The APP driver can not be controlled by DALI dimming system and viceversa.
For the effective powers of the drivers, see the table on page. 331

Accessories	Code
 **Insulating spacer** (1 pcs) between modules powered by differents power supply	**AQ352.** 01/04 15/18/20
 **End caps** (2 pcs)	**AQ350.** 01/04 15/18/20
 **Cap for cable passage** (1 pcs)	**AQ353.** 01/04 15/18/20
 **Transition cap** track - diffusing track- sharping diffusing - sharping	**AQ394.** 01/04 15/18/20

	Code
 **Louver for linear elements** **Sharping kit L=1176mm** (2 louvers - 1 intermediate cover - 2 end covers)	**AQ260.** 01/04
Sharping kit L=2352mm (4 louvers - 3 intermediate cover - 2 end covers)	**AQ261.** 01/04
90° angle cover (2 pcs)	**AQ262.** 01/04
 **Louver for curved elements** **R=561mm/R=750mm** R=561mm 60° order 1 pc 90° order 1 pc R=750mm 45° order 1 pc 90° order 2 pcs	**AQ911.** 01/04
Flexible cover 2m	**AQ921.** 01/04
Flexible cover 10m	**AQ920.** 01/04

Power supply	Undimmable Code
 240W Recessed power supply kit (cable length 2,2 m) 230VAC-48VDC **IP**20 ⏚ **396x195x112H**	**AQ17801**
 240W Ceiling power supply kit (cable length 2,2 m) 230VAC-48VDC 240W **IP**20 ⏚ **351x61x111H**	**AQ173.** 01/04
 150W Ceiling power supply kit (cable length 2,2 m) 230VAC-48VDC 240W **IP**20 ⏚ **351x61x111H**	**AQ179.** 01/04
 240W Bare power supply + plug **ON-OFF** 230VAC-48VDC **IP**20 ⏚ (for dimmable version to be combined with "DALI-Selv interface") **244x68x38H**	**AQ18000**
 150W Bare power supply + plug **ON-OFF** 230VAC-48VDC **IP**20 ⏚ (for dimmable version to be combined with "DALI-Selv interface") **244x68x38H**	**AQ18100**

	Dimmable DALI / APP Code
 240W Recessed power supply kit (cable length 2,2 m) 230VAC-48VDC **IP**20 ⏚ **396x195x112H**	**AQ16801** **AQ16801APP**
 240W Ceiling power supply kit (cable length 2,2 m) 230VAC-48VDC **IP**20 ⏚ **321x91x111H**	**AQ172.** 01/04 **AQ172.** 01/04 **APP**
 150W Ceiling power supply kit (cable length 2,2 m) 230VAC-48VDC **IP**20 ⏚ **321x91x111H**	**AQ177.** 01/04 **AQ177.** 01/04 **APP**
 DALI to DALI-Selv Interface **103x67x21H**	**AQ18200**
 240W Remote box power supply kit (2 connectors) 230VAC-48VDC **IP**20 ⏚ **313x243x57,5H**	**AQ16000** **AQ16000APP**



A.24 circular
↳ Stand-alone

A.24 STAND-ALONE CIRCULAR - DIFFUSED EMISSION

White **01** Black **04** — Fast delivery

Brushed Silver **15** Brushed Copper **18** Brushed Bronze **20** — Delivery time on demand

WF

220/240Vac 50/60Hz electronic ballast included

MacAdam 2SDCM
Life L80 (10K)>55000h
CRI = 80

Uses 1 DALI addresses.

IP20

RECESSED

Direct emission Ø	W	Flux	CCT	Dimmable DALI Code	APP Code
1122 mm	102W	7124 lm	2700K	**AQ544**01	**AQ54401APP**
			3000K	**AQ540**01	**AQ54001APP**
		7443 lm	4000K	**AQ541**01	**AQ54101APP**
1500 mm	136W	9499 lm	2700K	**AQ554**01	**AQ55401APP**
			3000K	**AQ550**01	**AQ55001APP**
		9924 lm	4000K	**AQ551**01	**AQ55101APP**

Formwork (aluminum) included



SUSPENSION

Direct emission Ø	W	Flux	CCT	Dimmable DALI Code	APP Code
1122 mm	102W	7124 lm	2700K	**AQ744.** 01/04 15/18/20	**AQ744.** 01/04 15/18/20 **APP**
			3000K	**AQ740.** 01/04 15/18/20	**AQ740.** 01/04 15/18/20 **APP**
		7443 lm	4000K	**AQ741.** 01/04 15/18/20	**AQ741.** 01/04 15/18/20 **APP**
1500 mm	136W	9499 lm	2700K	**AQ754.** 01/04 15/18/20	**AQ754.** 01/04 15/18/20 **APP**
			3000K	**AQ750.** 01/04 15/18/20	**AQ750.** 01/04 15/18/20 **APP**
		9924 lm	4000K	**AQ751.** 01/04 15/18/20	**AQ751.** 01/04 15/18/20 **APP**

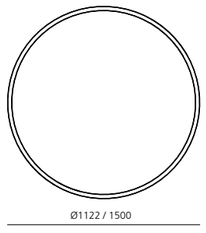

CEILING

Direct emission Ø	W	Flux	CCT	Dimmable DALI Code	APP Code
1122 mm	102W	7124 lm	2700K	**AQ644.** 01/04 15/18/20	**AQ644.** 01/04 15/18/20 **APP**
			3000K	**AQ640.** 01/04 15/18/20	**AQ640.** 01/04 15/18/20 **APP**
		7443 lm	4000K	**AQ641.** 01/04 15/18/20	**AQ641.** 01/04 15/18/20 **APP**
1550 mm	136W	9499 lm	2700K	**AQ654.** 01/04 15/18/20	**AQ654.** 01/04 15/18/20 **APP**
			3000K	**AQ650.** 01/04 15/18/20	**AQ650.** 01/04 15/18/20 **APP**
		9924 lm	4000K	**AQ651.** 01/04 15/18/20	**AQ651.** 01/04 15/18/20 **APP**

Accessories	Code
Trimless frame to be used for recessing the power kit	
For suspension Stand-alone Ø 1122 and Ø 1500	**AQ94000**
For ceiling Stand-alone Ø 1122 and Ø 1500	**AQ94200**

A.24 STAND-ALONE CIRCULAR - SHARPING EMISSION

White **01** Black **04** — Fast delivery

Brushed Silver **15** Brushed Copper **18** Brushed Bronze **20** — Delivery time on demand

F

220/240Vac 50/60Hz electronic ballast included

Sharping kit has to be ordered separately.

MacAdam 2SDCM
Life L70 (6K) 50000h

*Uses 1 DALI address
** Uses 2 DALI addresses

IP20

RECESSED

Direct emission Ø	W	CRI	Beam	Flux	CCT	Dimmable DALI Code	APP Code
1122 mm*	50W	90	F 24°	3356 lm	2700K	**AQ545.** 01/04	**AQ545.** 01/04 **APP**
					3000K	**AQ542.** 01/04	**AQ542.** 01/04 **APP**
				3576 lm	4000K	**AQ543.** 01/04	**AQ543.** 01/04 **APP**
1500 mm**	100W	90	F 24°	6713 lm	2700K	**AQ555.** 01/04	**AQ555.** 01/04 **APP**
					3000K	**AQ552.** 01/04	**AQ552.** 01/04 **APP**
				7152 lm	4000K	**AQ553.** 01/04	**AQ553.** 01/04 **APP**

Formwork (aluminum) included

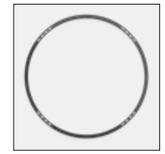

SUSPENSION

Direct emission Ø	W	CRI	Beam	Flux	CCT	Dimmable DALI Code	APP Code
1122 mm*	50W	90	F 24°	3356 lm	2700K	**AQ745.** 01/04 15/18/20	**AQ745.** 01/04 15/18/20 **APP**
					3000K	**AQ742.** 01/04 15/18/20	**AQ742.** 01/04 15/18/20 **APP**
				3576 lm	4000K	**AQ743.** 01/04 15/18/20	**AQ743.** 01/04 15/18/20 **APP**
1500 mm**	100W	90	F 24°	6713 lm	2700K	**AQ755.** 01/04 15/18/20	**AQ755.** 01/04 15/18/20 **APP**
					3000K	**AQ752.** 01/04 15/18/20	**AQ752.** 01/04 15/18/20 **APP**
				7152 lm	4000K	**AQ753.** 01/04 15/18/20	**AQ753.** 01/04 15/18/20 **APP**

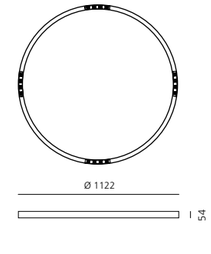

CEILING

Direct emission Ø	W	CRI	Beam	Flux	CCT	Dimmable DALI Code	APP Code
1122 mm*	50W	90	F 24°	3356 lm	2700K	**AQ645.** 01/04 15/18/20	**AQ645.** 01/04 15/18/20 **APP**
					3000K	**AQ642.** 01/04 15/18/20	**AQ642.** 01/04 15/18/20 **APP**
				3576 lm	4000K	**AQ643.** 01/04 15/18/20	**AQ643.** 01/04 15/18/20 **APP**
1500 mm**	100W	90	F 24°	6713 lm	2700K	**AQ655.** 01/04 15/18/20	**AQ655.** 01/04 15/18/20 **APP**
					3000K	**AQ652.** 01/04 15/18/20	**AQ652.** 01/04 15/18/20 **APP**
				7152 lm	4000K	**AQ653.** 01/04 15/18/20	**AQ653.** 01/04 15/18/20 **APP**

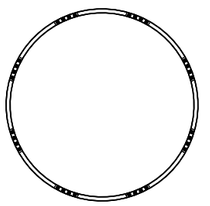

Sharping accessories	Code
Sharping kit R=561mm (4 louvers - 4 covers)	**AQ930.** 01/04
Sharping kit R=750mm (8 louvers - 8 covers)	**AQ931.** 01/04

Accessories	Code
Trimless frame to be used for recessing the power kit	
For suspension Stand-alone Ø 1122 and Ø 1500	**AQ94000**
For ceiling Stand-alone Ø 1122 and Ø 1500	**AQ94200**

A.39

Carlotta de Bevilacqua
↳ 2017

Artemide
App

For further information on A.39
↳ visit artemide.com

A.39
typologies



A.39 colors

White

01



Silver

05



Black

04



A.39
space fittings



RECESSED
WITH TRIM

RECESSED
TRIMLESS

CEILING

SUSPENSION

SUSPENSION WITH
INDIRECT EMISSION

A.39
↳ diffused

01. “All in one” construction.
02. a seamless and uniform brightness with no visible junctions thanks to a continuous roll diffuser.
03. continuous roll diffuser up to 50 m.
04. comfortable light emission.





→ TRIMLESS



A.39 diffused recessed components

→ TRIM

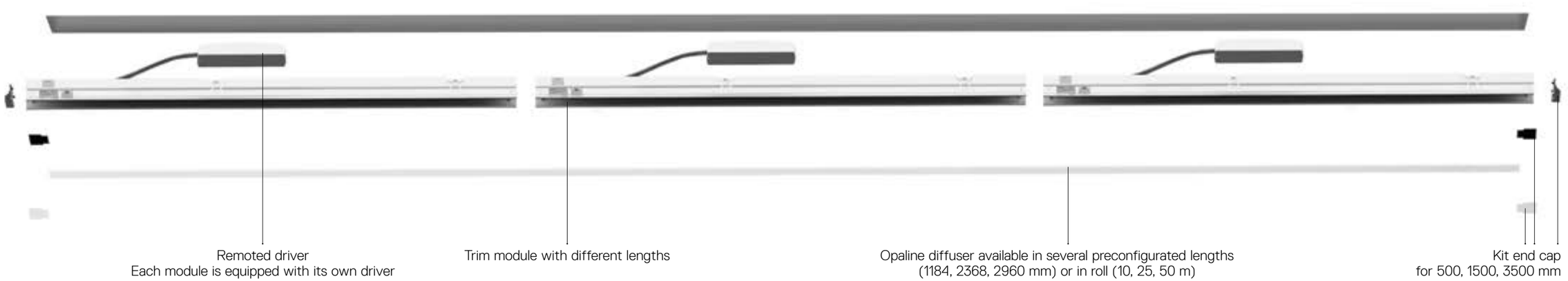

→ CEILING

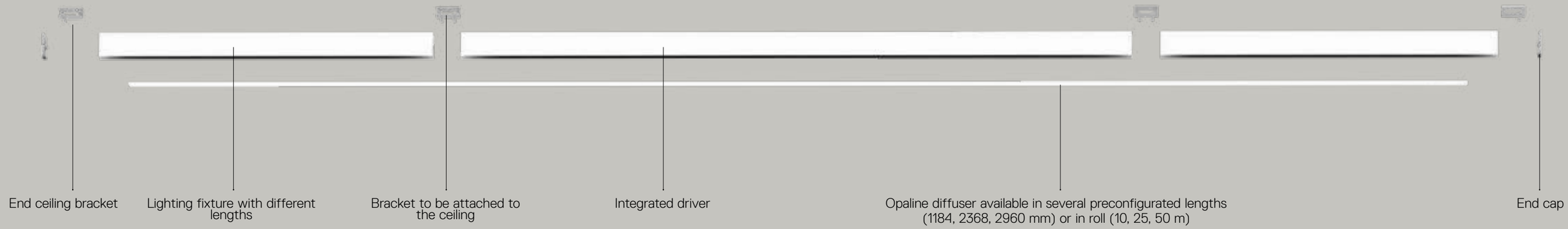

A.39 diffused ceiling, suspension components

→ SUSPENSION

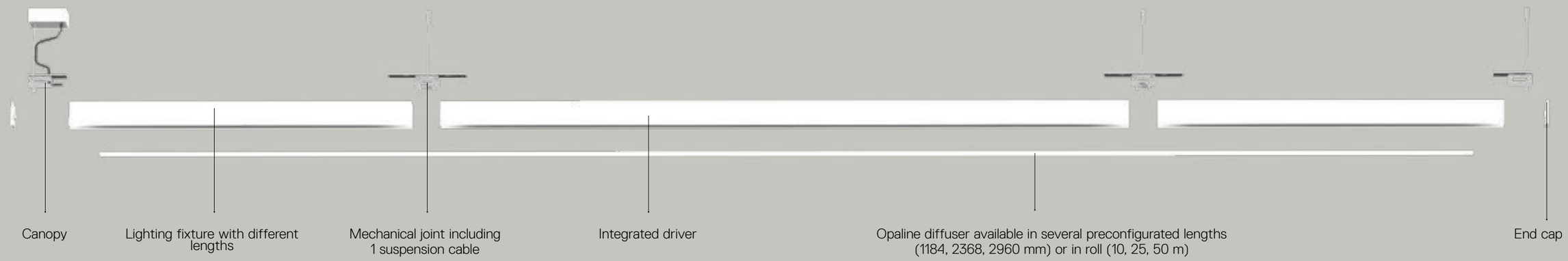

A.39 diffused system modules

		1184 mm	1482 mm	1776 mm	2368 mm	2960 mm	2960 - 5000 mm	5000 - 15000 mm	15000 - 35000 mm	50000 mm
END CAP KIT TRIM	5000 mm						○——○			
	15000 mm							○——○		
	50000 mm								○——○	
DIFFUSER	1184 mm	○——○								
	2368 mm		○——○	———	○					
	2960 mm					○——○				
ROLL DIFFUSER	10 m						○——○	———	———	○
	25 m						○——○	———	———	○
	50 m						○——○	———	———	○
FORMWORK TRIMLESS	1480 mm	○——○	———	○						
	4736 mm			○——○	———	———	———	———	———	○
END CAP KIT TRIMLESS	50000 mm	○——○	———	———	———	———	———	———	○	
	SPECIAL									○——○

TRIM - TRIMLESS

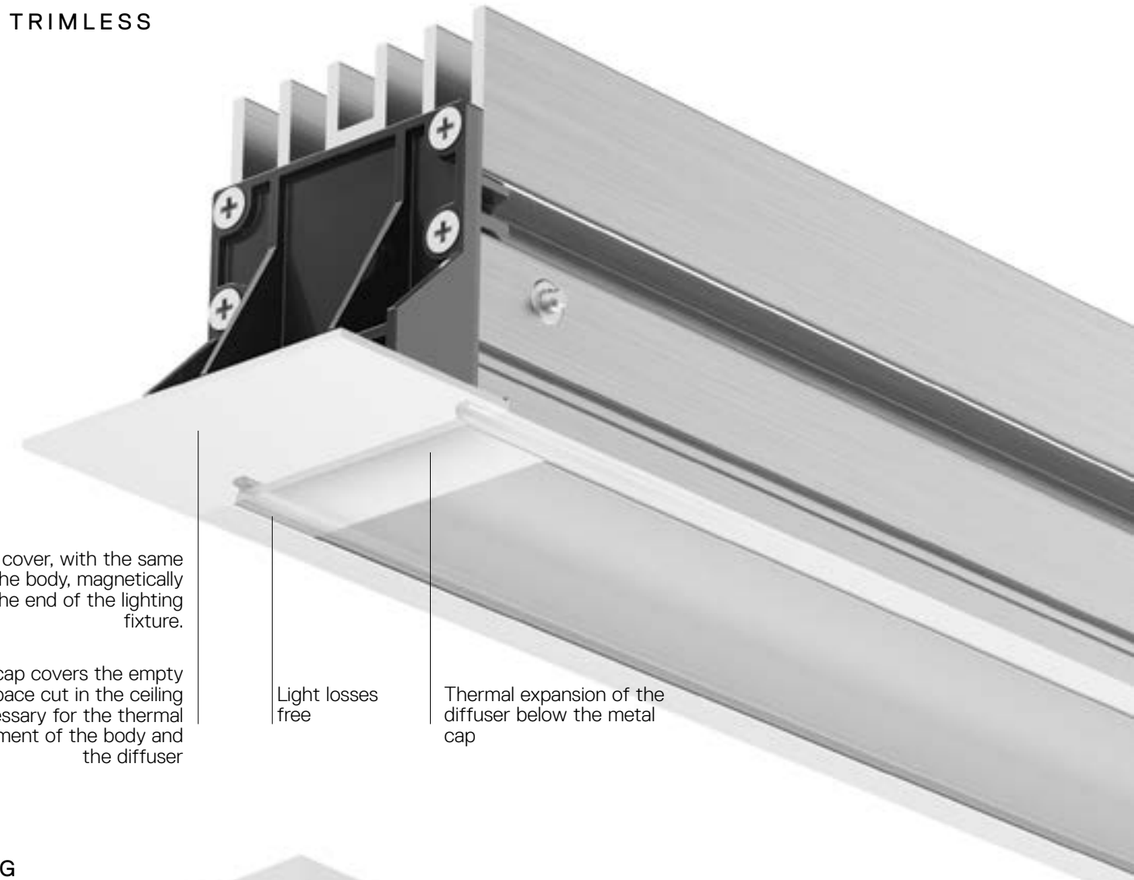

CEILING

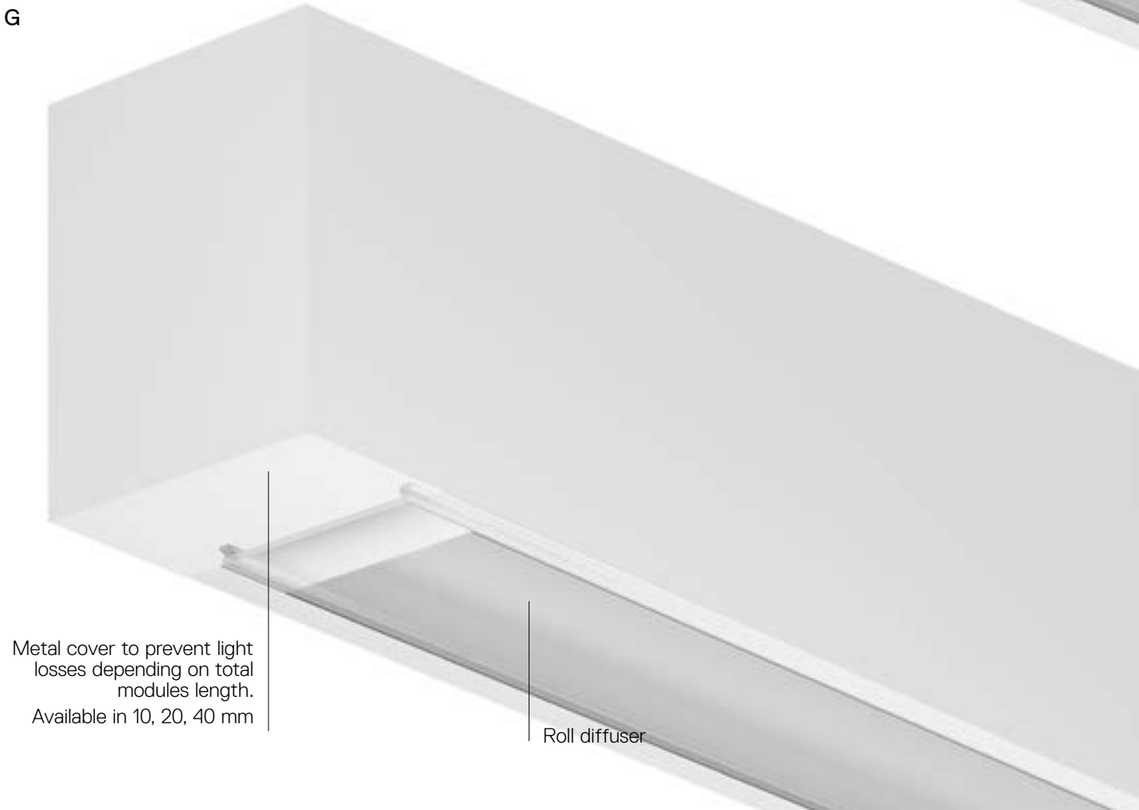

A.39 RECESSED TRIMLESS - DIFFUSED EMISSION

White **01** | Black **04** | Silver **05**

Opal diffuser supplied separately.
APP interface supplied separately.
The APP driver can not be controlled by DALI dimming system and viceversa.

MacAdam 2SDCM
Life L70 (6K) 50000h
CRI = 80
* Driver uses 1 DALI address

IP20

Formwork (aluminum)	Length	Code
Trimless module frame kit	1488 mm	**AT040**00
	2368 mm	**AT042**00
	4736 mm	**AT041**00
Trimless module frame cap (2 pcs)		**AT093**00
End cap (2 pcs)		**AT093**01
90° trimless frame kit L=303x303		**AT304**00





Element Trimless				**Undimmable**	**Dimmable DALI***
Length	W	Flux	CCT	Code	Code
1184 mm	33W	1981 lm	3000K	**AT001**00	**AT000**00
		2069 lm	4000K	**AT003**00	**AT002**00
1482 mm	41W	2476 lm	3000K	**AT005**00	**AT004**00
		2587 lm	4000K	**AT007**00	**AT006**00
1776 mm	49W	2971 lm	3000K	**AT021**00	**AT020**00
		3105 lm	4000K	**AT023**00	**AT022**00
2368 mm	63W	3962 lm	3000K	**AT011**00	**AT010**00
		4139 lm	4000K	**AT013**00	**AT012**00
2960 mm	81W	4952 lm	3000K	**AT015**00	**AT014**00
		5174 lm	4000K	**AT017**00	**AT016**00





Angle elements	W	Flux	CCT	**Undimmable**	**Dimmable DALI***
				Code	Code
90° trimless recessed corner (on same plane) 303x303mm	17W	1043 lm	3000K 4000K	**AT305**00 **AT307**00	**AT306**00 **AT308**00

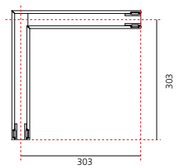

Opal diffuser in polycarbonate (recessed)	
Length	**Code**
1184 mm	**AT101**00
2368 mm	**AT102**00
2960 mm	**AT103**00
10000 mm roll	**AT100**00
25000 mm roll	**AT108**00
50000 mm roll	**AT109**00

APP Interface	**APP**
	Code
BLL interface for APP with antenna Up to 40 addresses	**DV1054APP**

A.39 RECESSED TRIM - DIFFUSED EMISSION

White **01** | Black **04** | Silver **05**

Opal diffuser supplied separately.
APP interface supplied separately.
The APP driver can not be controlled by DALI dimming system and viceversa.

MacAdam 2SDCM
Life L70 (6K) 50000h
CRI = 80
* Driver uses 1 DALI address

IP20

Trim				**Undimmable**	**Dimmable DALI***
Length	W	Flux	CCT	Code	Code
1184 mm	33W	2171 lm	3000K	**AT051.** 01/04/05	**AT050.** 01/04/05
		2269 lm	4000K	**AT053.** 01/04/05	**AT052.** 01/04/05
1482 mm	41W	2714 lm	3000K	**AT055.** 01/04/05	**AT054.** 01/04/05
		2836 lm	4000K	**AT057.** 01/04/05	**AT056.** 01/04/05
1776 mm	49W	3257 lm	3000K	**AT065.** 01/04/05	**AT064.** 01/04/05
		3403 lm	4000K	**AT068.** 01/04/05	**AT066.** 01/04/05
2368 mm	63W	4343 lm	3000K	**AT061.** 01/04/05	**AT060.** 01/04/05
		4538 lm	4000K	**AT063.** 01/04/05	**AT062.** 01/04/05
2960 mm	81W	5429 lm	3000K	**AT070.** 01/04/05	**AT069.** 01/04/05
		5673 lm	4000K	**AT072.** 01/04/05	**AT071.** 01/04/05





Angle elements	W	Flux	CCT	**Undimmable**	**Dimmable DALI***
				Code	**Code**
90° trim recessed corner (on same plane) 303x303mm	17W	1086 lm	3000K 4000K	**AT300.** 01/04/05 **AT301.** 01/04/05	**AT302.** 01/04/05 **AT303.** 01/04/05

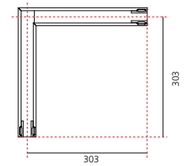

	Code
Trim module end cap kit (2 pcs)	
up to 5 m	**AT090.** 01/04/05
up to 15 m	**AT091.** 01/04/05
up to 35 m	**AT092.** 01/04/05

Opal diffuser in polycarbonate (recessed)	
Length	**Code**
1184 mm	**AT101**00
2368 mm	**AT102**00
2960 mm	**AT103**00
10000 mm rouleau	**AT100**00
25000 mm rouleau	**AT108**00
50000 mm rouleau	**AT109**00

APP Interface	**APP**
	Code
BLL interface for APP with antenna Up to 40 addresses	**DV1054APP**

A.39 CEILING - DIFFUSED EMISSION

White **01** | Black **04** | Silver **05**

Opal diffuser supplied separately.
APP interface supplied separately.
The APP driver can not be controlled by DALI dimming system and viceversa.

MacAdam 2SDCM
Life L70 (6K) 50000h
CRI = 80
* Driver uses 1 DALI address

IP20

Ceiling direct emission			
Length	W	Flux	CCT
1184 mm	34W	2070 lm	3000K
		2163 lm	4000K
1482 mm	42W	2588 lm	3000K
		2704 lm	4000K
2368 mm	66W	4141 lm	3000K
		4326 lm	4000K
2960 mm	82W	5176 lm	3000K
		5408 lm	4000K

Undimmable	
Code	
AT131.	01/04/05
AT133.	01/04/05
AT141.	01/04/05
AT143.	01/04/05
AT151.	01/04/05
AT153.	01/04/05
AT181.	01/04/05
AT183.	01/04/05

Dimmable DALI*	
Code	
AT130.	01/04/05
AT132.	01/04/05
AT140.	01/04/05
AT142.	01/04/05
AT150.	01/04/05
AT152.	01/04/05
AT180.	01/04/05
AT182.	01/04/05





Angle elements			
	W	Flux	CCT
90° corner direct emission (on same plane) 303x303mm	17W	1081 lm	3000K 4000K

Dimmable DALI*	
Code	
AT350.	01/04/05
AT351.	01/04/05

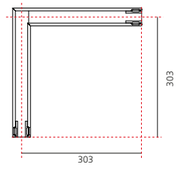

Accessories	
	Code
End cap kit (2 pcs)	**AT094.** 01/04/05
Ceiling bracket and mechanical joint	**AT09501**
End ceiling bracket (2 pcs)	**AT09502**

Opal diffuser in polycarbonate	
Length	Code
1184 mm	**AT09505**
2368 mm	**AT09506**
2960 mm	**AT09507**
10000 mm roll	**AT10000**
25000 mm roll	**AT10800**
50000 mm roll	**AT10900**

APP Interface	APP
	Code
BLL interface for APP with antenna Up to 40 addresses	**DV1054APP**

A.39 SUSPENSION - DIFFUSED EMISSION

White **01** | Black **04** | Silver **05**

Opal diffuser supplied separately.
APP interface supplied separately.
The APP driver can not be controlled by DALI dimming system and viceversa.

MacAdam 2SDCM
Life L70 (6K) 50000h
CRI = 80
* Driver uses 1 DALI address
** Drivers use 2 DALI addresses

IP20

Suspension, ceiling direct emission			
Length	W	Flux	CCT
1184 mm	34W	2070 lm	3000K
		2163 lm	4000K
1482 mm	42W	2588 lm	3000K
		2704 lm	4000K
2368 mm	66W	4141 lm	3000K
		4326 lm	4000K
2960 mm	82W	5176 lm	3000K
		5408 lm	4000K

Undimmable	
Code	
AT131.	01/04/05
AT133.	01/04/05
AT141.	01/04/05
AT143.	01/04/05
AT151.	01/04/05
AT153.	01/04/05
AT181.	01/04/05
AT183.	01/04/05

Dimmable DALI*	
Code	
AT130.	01/04/05
AT132.	01/04/05
AT140.	01/04/05
AT142.	01/04/05
AT150.	01/04/05
AT152.	01/04/05
AT180.	01/04/05
AT182.	01/04/05





Suspension direct + indirect emission			
Length	W	Flux	CCT
1184 mm	34W direct 23W indirect	2070 lm direct 2956 lm indirect	3000K
		2163 lm direct 3088 lm indirect	4000K
1482 mm	42W direct 31W indirect	2588 lm direct 3941 lm indirect	3000K
		2704 lm direct 4118 lm indirect	4000K
2368 mm	66W direct 50W indirect	4141 lm direct 5912 lm indirect	3000K
		4326 lm direct 6177 lm indirect	4000K
2960 mm	82W direct 67W indirect	5176 lm direct 7883 lm indirect	3000K
		5408 lm direct 8236 lm indirect	4000K

Undimmable	
Code	
AT191.	01/04/05
AT193.	01/04/05
AT221.	01/04/05
AT223.	01/04/05
AT231.	01/04/05
AT233.	01/04/05
AT241.	01/04/05
AT243.	01/04/05

Dimmable DALI	
Code	
***AT190.**	01/04/05
***AT192.**	01/04/05
***AT220.**	01/04/05
***AT222.**	01/04/05
****AT230.**	01/04/05
****AT232.**	01/04/05
****AT240.**	01/04/05
****AT242.**	01/04/05





Angle elements			
	W	Flux	CCT
90° corner direct emission (on same plane) 303x303mm	17W	1081 lm	3000K 4000K

Dimmable DALI*	
Code	
AT350.	01/04/05
AT351.	01/04/05

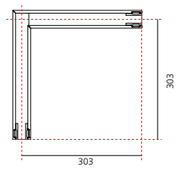

Accessories suspension	
	Code
Undimmable Feeding kit including 2 suspension cables 2000h mm (3 poles)	**AT10400**
Dimmable or APP Feeding kit including 2 suspension cables 2000h mm (5 poles)	**AT10500** **AT10500APP**
Mechanical joint including 1 suspension cable	**AT09500**
End cap kit 2x	**AT094.** 01/04/05

Opal diffuser in polycarbonate (suspension, ceiling)	
Length	Code
1184 mm	**AT09505**
2368 mm	**AT09506**
2960 mm	**AT09507**
10000 mm roll	**AT10000**
25000 mm roll	**AT10800**
50000 mm roll	**AT10900**

A.39
↪ sharping

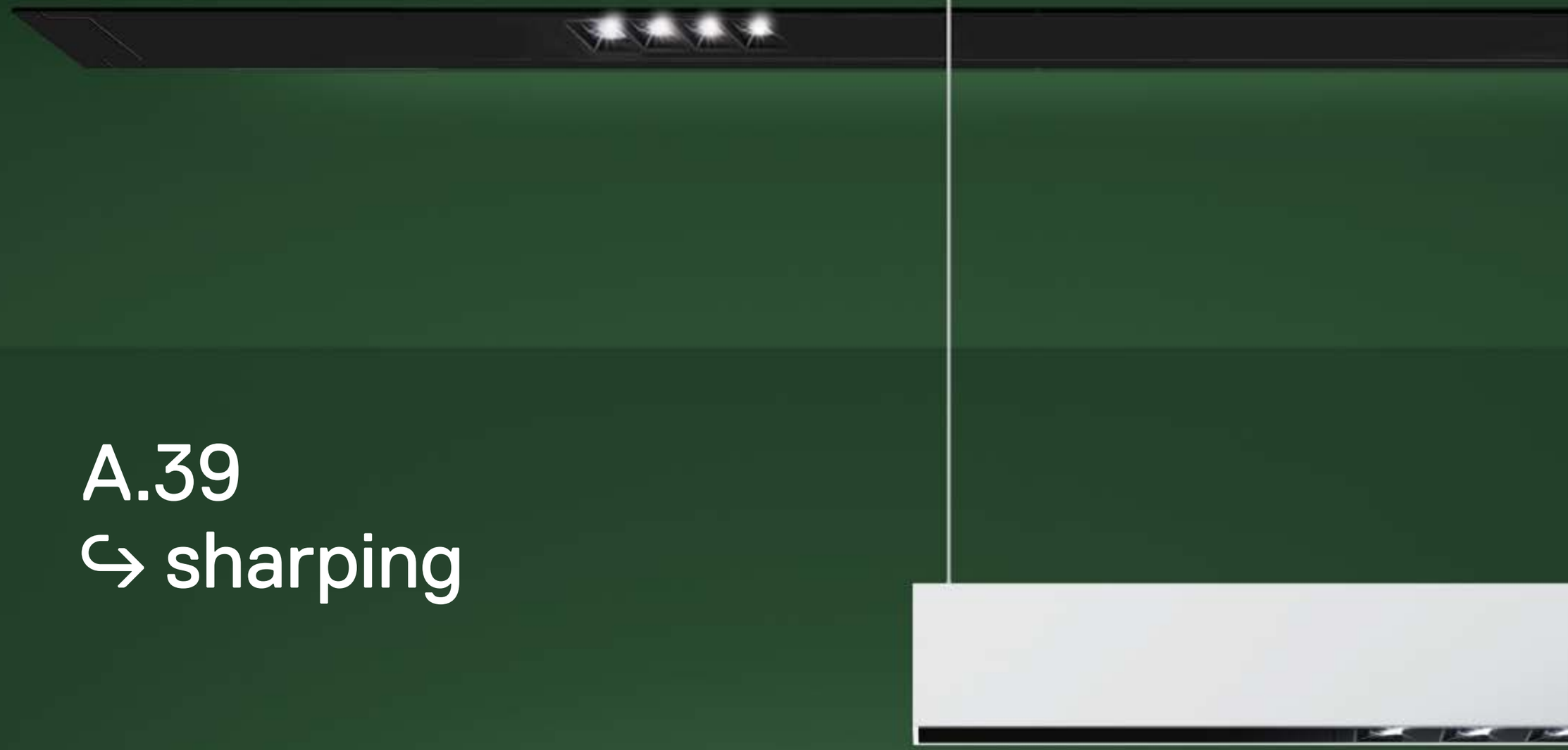

→ TRIMLESS



A.39 sharping recessed components

→ TRIM



→ CEILING



A.39 sharping ceiling, suspension components

→ SUSPENSION

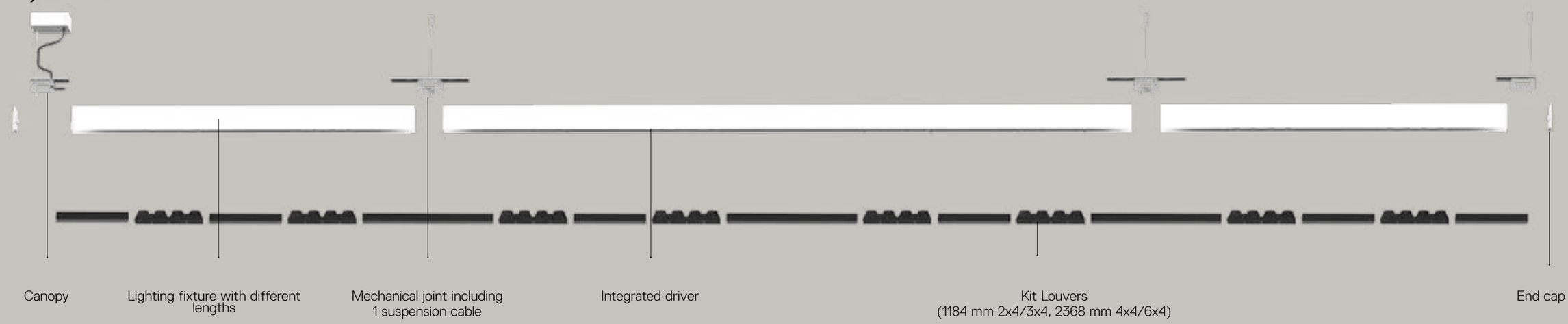

↳ A.39 RECESSED TRIMLESS - SHARPING EMISSION

White **01** Black **04** | S F XF | Louvers supplied separately. Driver 900mA SELV supplied separately. APP interface supplied separately. The APP driver can not be controlled by DALI dimming system and viceversa. | MacAdam 2SDCM L90 (20K) 118000h CRI >90 * Driver uses 1 DALI address | **IP**20

Formwork (aluminum)

	Code
Trimless recessed frame	
Length 1184	**BH30400**
Length 2368	**BH30500**
Trimless frame end cap (2 pcs)	**BH30700**
90° trimless formwork kit L=57x57 mm	**BH31101**



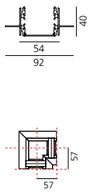

Trimless

Length	Optic	W LED	Beam	Flux	CCT	Code
1184 mm	2x4 optics	22 W	S 20°	1648 lm	3000 K	**BH240**01
				1764 lm	4000 K	**BH241**01
			F 36°	1542 lm	3000 K	**BH242**01
				1651 lm	4000 K	**BH243**01
			XF 52°	1597 lm	3000 K	**BH244**01
				1709 lm	4000 K	**BH245**01
	3x4 optics	33 W	S 20°	2473 lm	3000 K	**BH250**01
				2646 lm	4000 K	**BH251**01
			F 36°	2314 lm	3000 K	**BH252**01
				2476 lm	4000 K	**BH253**01
			XF 52°	2396 lm	3000 K	**BH254**01
				2564 lm	4000 K	**BH255**01
2368 mm	4x4 optics	44 W	S 20°	3297 lm	3000 K	**BH260**01
				3528 lm	4000 K	**BH261**01
			F 36°	3085 lm	3000 K	**BH262**01
				3301 lm	4000 K	**BH263**01
			XF 52°	3195 lm	3000 K	**BH264**01
				3419 lm	4000 K	**BH265**01
	6x4 optics	66 W	S 20°	4945 lm	3000 K	**BH270**01
				5292 lm	4000 K	**BH271**01
			F 36°	4627 lm	3000 K	**BH272**01
				4952 lm	4000 K	**BH273**01
			XF 52°	4792 lm	3000 K	**BH274**01
				5128 lm	4000 K	**BH275**01

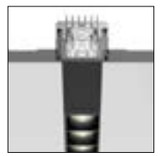



Covers (not lit)



90° corner covers L=57x57 mm — Code **BH440.** 01/04

Louvers

Length	Optic	Code
1184 mm	2x4 optics	**AE400.** 01/04
	3x4 optics	**AE410.** 01/04
2368 mm	4x4 optics	**AE420.** 01/04
	6x4 optics	**AE430.** 01/04

Optional accessories



Sharping wall grazer lens Kit (4pcs) 26°x70° elliptical lenses kit. It has to be used on top of S 20° reflectors to get an elliptical beam (greater axis along the module length). It contains 4 lenses. — Code **AF06000**

Driver

Optic units	W	Vac	Undimmable Code	DALI* Code	APP Code
1184 mm (2x4)	25 W 900mA	220-240	**DV1022**	**DV1026**	**DV1053APP**
1184 mm (3x4)	45 W 900mA	220-240	**DV1023**	**DV1027**	**DV1053APP**
2368 mm (4x4)	60 W 900mA	220-240	**DV1024**	**DV1028**	**DV1053APP**
2368 mm (6x4) - order 2 pcs	45 W 900mA	220-240	**DV1023**	**DV1029**	**DV1053APP (2x)**

↳ A.39 RECESSED TRIM - SHARPING EMISSION

White **01** Black **04** Silver **05** | S F XF | Louvers supplied separately. Driver 900mA SELV supplied separately. APP interface supplied separately. The APP driver can not be controlled by DALI dimming system and viceversa. | MacAdam 2SDCM Life L90 (20K) 118000h CRI >90 * Driver uses 1 DALI address | **IP**20

Trim

Length	Optic	W LED	Beam	Flux	CCT	Code
1184 mm	2x4 optics	22 W	S 20°	1648 lm	3000 K	**BH200.** 01/04/05
				1764 lm	4000 K	**BH201.** 01/04/05
			F 36°	1542 lm	3000 K	**BH202.** 01/04/05
				1651 lm	4000 K	**BH203.** 01/04/05
			XF 52°	1597 lm	3000 K	**BH204.** 01/04/05
				1709 lm	4000 K	**BH205.** 01/04/05
	3x4 optics	33 W	S 20°	2473 lm	3000 K	**BH210.** 01/04/05
				2646 lm	4000 K	**BH211.** 01/04/05
			F 36°	2314 lm	3000 K	**BH212.** 01/04/05
				2476 lm	4000 K	**BH213.** 01/04/05
			XF 52°	2396 lm	3000 K	**BH214.** 01/04/05
				2564 lm	4000 K	**BH215.** 01/04/05
2368 mm	4x4 optics	44 W	S 20°	3297 lm	3000 K	**BH220.** 01/04/05
				3528 lm	4000 K	**BH221.** 01/04/05
			F 36°	3085 lm	3000 K	**BH222.** 01/04/05
				3301 lm	4000 K	**BH223.** 01/04/05
			XF 52°	3195 lm	3000 K	**BH224.** 01/04/05
				3419 lm	4000 K	**BH225.** 01/04/05
	6x4 optics	66 W	S 20°	4945 lm	3000 K	**BH230.** 01/04/05
				5292 lm	4000 K	**BH231.** 01/04/05
			F 36°	4627 lm	3000 K	**BH232.** 01/04/05
				4952 lm	4000 K	**BH233.** 01/04/05
			XF 52°	4792 lm	3000 K	**BH234.** 01/04/05
				5128 lm	4000 K	**BH235.** 01/04/05

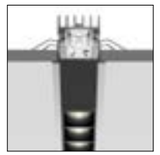



Angle elements (not lit)

90° trim recessed corner (on same plane) L=57x57 mm — Code **BH310.** 01/04

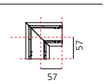

Covers (not lit)



90° corner covers L=57x57 mm — Code **BH440.** 01/04

Components

	Code
Trim module end cap kit (2 pcs) up to 5 m	**AT090.** 01/04/05
up to 15 m	**AT091.** 01/04/05
up to 35 m	**AT092.** 01/04/05

Louvers

Length	Optic	Code
1184 mm	2x4 optics	**AE400.** 01/04
	3x4 optics	**AE410.** 01/04
2368 mm	4x4 optics	**AE420.** 01/04
	6x4 optics	**AE430.** 01/04

Optional accessories



Sharping wall grazer lens Kit (4pcs) 26°x70° elliptical lenses kit. It has to be used on top of S 20° reflectors to get an elliptical beam (greater axis along the module length). It contains 4 lenses. — Code **AF06000**

Driver

Optic units	W	Vac	Undimmable Code	DALI* Code	APP Code
1184 mm (2x4)	25 W 900mA	220-240	**DV1022**	**DV1026**	**DV1053APP**
1184 mm (3x4)	45 W 900mA	220-240	**DV1023**	**DV1027**	**DV1053APP**
2368 mm (4x4)	60 W 900mA	220-240	**DV1024**	**DV1028**	**DV1053APP**
2368 mm (6x4) - order 2 pcs	45 W 900mA	220-240	**DV1023**	**DV1029**	**DV1053APP (2x)**



A.39 CEILING - SHARPING EMISSION

White **01** | Black **04** | Silver **05**

S | F | XF

Louvers supplied separately.
APP interface supplied separately.
APP interface supplied separately.
The APP driver can not be controlled by DALI dimming system and viceversa.

MacAdam 2SDCM
Life L90 (20K) 118000h
CRI >90
*Uses 1 DALI address
**Uses 2 DALI address

IP20

Direct emission

Length	Optic	W	Beam	Flux	CCT	Undimmable Code	Dimmable DALI* Code
1184 mm	2x4 optics	25 W	S 20°	1648 lm	3000 K	**BH040.** 01/04/05	**BH042.** 01/04/05
				1764 lm	4000 K	**BH041.** 01/04/05	**BH043.** 01/04/05
			F 36°	1542 lm	3000 K	**BH044.** 01/04/05	**BH046.** 01/04/05
				1651 lm	4000 K	**BH045.** 01/04/05	**BH047.** 01/04/05
			XF 52°	1597 lm	3000 K	**BH048.** 01/04/05	**BH050.** 01/04/05
				1709 lm	4000 K	**BH049.** 01/04/05	**BH051.** 01/04/05
	3x4 optics	38 W	S 20°	2473 lm	3000 K	**BH000.** 01/04/05	**BH002.** 01/04/05
				2646 lm	4000 K	**BH001.** 01/04/05	**BH003.** 01/04/05
			F 36°	2314 lm	3000 K	**BH004.** 01/04/05	**BH006.** 01/04/05
				2476 lm	4000 K	**BH005.** 01/04/05	**BH007.** 01/04/05
			XF 52°	2396 lm	3000 K	**BH008.** 01/04/05	**BH010.** 01/04/05
				2564 lm	4000 K	**BH009.** 01/04/05	**BH011.** 01/04/05
2368 mm	4x4 optics	50 W	S 20°	3297 lm	3000 K	**BH060.** 01/04/05	**BH062.** 01/04/05
				3528 lm	4000 K	**BH061.** 01/04/05	**BH063.** 01/04/05
			F 36°	3085 lm	3000 K	**BH064.** 01/04/05	**BH066.** 01/04/05
				3301 lm	4000 K	**BH065.** 01/04/05	**BH067.** 01/04/05
			XF 52°	3195 lm	3000 K	**BH068.** 01/04/05	**BH070.** 01/04/05
				3419 lm	4000 K	**BH069.** 01/04/05	**BH071.** 01/04/05
							Dimmable DALI**
	6x4 optics	80 W	S 20°	4945 lm	3000 K	**BH020.** 01/04/05	**BH022.** 01/04/05
				5292 lm	4000 K	**BH021.** 01/04/05	**BH023.** 01/04/05
			F 36°	4627 lm	3000 K	**BH024.** 01/04/05	**BH026.** 01/04/05
				4952 lm	4000 K	**BH025.** 01/04/05	**BH027.** 01/04/05
			XF 52°	4792 lm	3000 K	**BH028.** 01/04/05	**BH030.** 01/04/05
				5128 lm	4000 K	**BH029.** 01/04/05	**BH031.** 01/04/05





Angle elements (not lit)

	Code
90° suspension/ceiling corner (on same plane) L=57x57 mm	**BH350.** 01/04/05



Covers (not lit)

	Code
90° corner covers L=57x57 mm	**BH440.** 01/04



Louvers

Length	Optic	Code
1184 mm	2x4 optics	**AE400.** 01/04
	3x4 optics	**AE410.** 01/04
2368 mm	4x4 optics	**AE420.** 01/04
	6x4 optics	**AE430.** 01/04

Accessories ceiling

	Code
End caps (2 pcs)	**BH164.** 01/04/05
Ceiling bracket and mechanical joint	**AT09501**
End ceiling bracket (2 pcs)	**AT09502**

Optional accessories



	Code
Sharping wall grazer lens Kit (4pcs) 26°x70° elliptical lenses kit. It has to be used on top of S 20° reflectors to get an elliptical beam (greater axis along the module length). It contains 4 lenses.	**AF06000**

APP Interface

	Code
BLL interface for APP with antenna Up to 40 addresses	**DV1054APP**

APP

White **01** | Black **04** | Silver **05** | S | F | XF

Louvers supplied separately.

APP interface supplied separately.
The APP driver can not be controlled by DALI dimming system and viceversa.

MacAdam 2SDCM
Life L90 (20K) 118000h
CRI >90
*Uses 1 DALI address

IP20

Direct emission						Undimmable	Dimmable DALI*
Length	Optic	W	Beam	Flux	CCT	Code	Code
1184 mm*	2x4 optics	27 W	S 20°	1648 lm	3000 K	**BH040.** 01/04/05	**BH042.** 01/04/05
				1764 lm	4000 K	**BH041.** 01/04/05	**BH043.** 01/04/05
			F 36°	1542 lm	3000 K	**BH044.** 01/04/05	**BH046.** 01/04/05
				1651 lm	4000 K	**BH045.** 01/04/05	**BH047.** 01/04/05
			XF 52°	1597 lm	3000 K	**BH048.** 01/04/05	**BH050.** 01/04/05
				1709 lm	4000 K	**BH049.** 01/04/05	**BH051.** 01/04/05
	3x4 optics	38 W	S 20°	2473 lm	3000 K	**BH000.** 01/04/05	**BH002.** 01/04/05
				2646 lm	4000 K	**BH001.** 01/04/05	**BH003.** 01/04/05
			F 36°	2314 lm	3000 K	**BH004.** 01/04/05	**BH006.** 01/04/05
				2476 lm	4000 K	**BH005.** 01/04/05	**BH007.** 01/04/05
			XF 52°	2396 lm	3000 K	**BH008.** 01/04/05	**BH010.** 01/04/05
				2564 lm	4000 K	**BH009.** 01/04/05	**BH011.** 01/04/05
2368 mm	4x4 optics	54 W	S 20°	3297 lm	3000 K	**BH060.** 01/04/05	**BH062.** 01/04/05
				3528 lm	4000 K	**BH061.** 01/04/05	**BH063.** 01/04/05
			F 36°	3085 lm	3000 K	**BH064.** 01/04/05	**BH066.** 01/04/05
				3301 lm	4000 K	**BH065.** 01/04/05	**BH067.** 01/04/05
			XF 52°	3195 lm	3000 K	**BH068.** 01/04/05	**BH070.** 01/04/05
				3419 lm	4000 K	**BH069.** 01/04/05	**BH071.** 01/04/05
	6x4 optics	70 W DALI 75 W Undimmable	S 20°	4945 lm	3000 K	**BH020.** 01/04/05	**BH022.** 01/04/05
				5292 lm	4000 K	**BH021.** 01/04/05	**BH023.** 01/04/05
			F 36°	4627 lm	3000 K	**BH024.** 01/04/05	**BH026.** 01/04/05
				4952 lm	4000 K	**BH025.** 01/04/05	**BH027.** 01/04/05
			XF 52°	4792 lm	3000 K	**BH028.** 01/04/05	**BH030.** 01/04/05
				5128 lm	4000 K	**BH029.** 01/04/05	**BH031.** 01/04/05





Angle elements (not lit)

90° suspension/ceiling corner
(on same plane)
L=57x57 mm



Code
BH350. 01/04/05

Covers (not lit)



90° corner covers
57x57mm

Code
BH440. 01/04

Louvers

Length	Optic	Code
1184 mm	2x4 optics	**AE400.** 01/04
	3x4 optics	**AE410.** 01/04
2368 mm	4x4 optics	**AE420.** 01/04
	6x4 optics	**AE430.** 01/04

Optional accessories



Sharping wall grazer lens Kit (4pcs)
26°x70° elliptical lenses kit. It has to be used on top of S 20° reflectors to get an elliptical beam (greater axis along the module length). It contains 4 lenses.

Code
AF06000

Accessories suspension

	Code
Mechanical joint including 1 suspension cable	**AT09500**
End caps kit (2 pcs)	**BH164.** 01/04/05
Undimmable Feeding kit including 2 suspension cables (3 poles) 2000h mm	**AT10400**
Dimmable or APP Feeding kit including 2 suspension cables (5 poles) 2000h mm	**AT10500** **AT10500APP**

White **01** | Black **04** | Silver **05** | S | F | XF

Louvers supplied separately.

APP interface supplied separately.
The APP driver can not be controlled by DALI dimming system and viceversa.

MacAdam 2SDCM
L90 (20K) 118000h
CRI >90
** Uses 2 DALI addresses

IP20

Direct and Indirect emission						Undimmable	Dimmable DALI**
Length	Optic	W	Beam	Flux	CCT	Code	Code
1184 mm	2x4 optics	27 W direct 26 W indirect	S 20°	1648 lm direct 2956 lm indirect	3000 K	**BH120.** 01/04/05	**BH122.** 01/04/05
				1764 lm direct 3089 lm indirect	4000 K	**BH121.** 01/04/05	**BH123.** 01/04/05
			F 36°	1542 lm direct 2956 lm indirect	3000 K	**BH124.** 01/04/05	**BH126.** 01/04/05
				1650 lm direct 3089 lm indirect	4000 K	**BH125.** 01/04/05	**BH127.** 01/04/05
			XF 52°	1597 lm direct 2956 lm indirect	3000 K	**BH128.** 01/04/05	**BH130.** 01/04/05
				1709 lm direct 3089 lm indirect	4000 K	**BH129.** 01/04/05	**BH131.** 01/04/05
	3x4 optics	38 W direct 26 W indirect	S 20°	2473 lm direct 2956 lm indirect	3000 K	**BH080.** 01/04/05	**BH082.** 01/04/05
				2646 lm direct 3089 lm indirect	4000 K	**BH081.** 01/04/05	**BH083.** 01/04/05
			F 36°	2314 lm direct 2956 lm indirect	3000 K	**BH084.** 01/04/05	**BH086.** 01/04/05
				2476 lm direct 3089 lm indirect	4000 K	**BH085.** 01/04/05	**BH087.** 01/04/05
			XF 52°	2396 lm direct 2956 lm indirect	3000 K	**BH088.** 01/04/05	**BH090.** 01/04/05
				2564 lm direct 3089 lm indirect	4000 K	**BH089.** 01/04/05	**BH091.** 01/04/05
2368 mm	4x4 optics	54 W direct 50 W indirect	S 20°	3297 lm direct 5912 lm indirect	3000 K	**BH140.** 01/04/05	**BH142.** 01/04/05
				3528 lm direct 6177 lm indirect	4000 K	**BH141.** 01/04/05	**BH143.** 01/04/05
			F 36°	3085 lm direct 5912 lm indirect	3000 K	**BH144.** 01/04/05	**BH146.** 01/04/05
				3301 lm direct 6177 lm indirect	4000 K	**BH145.** 01/04/05	**BH147.** 01/04/05
			XF 52°	3195 lm direct 5912 lm indirect	3000 K	**BH148.** 01/04/05	**BH150.** 01/04/05
				3419 lm direct 6177 lm indirect	4000 K	**BH149.** 01/04/05	**BH151.** 01/04/05
	6x4 optics	70 W direct DALI 75 W direct Undimmable 50 W indirect	S 20°	4945 lm direct 5912 lm indirect	3000 K	**BH100.** 01/04/05	**BH102.** 01/04/05
				5292 lm direct 6177 lm indirect	4000 K	**BH101.** 01/04/05	**BH103.** 01/04/05
			F 36°	4627 lm direct 2912 lm indirect	3000 K	**BH104.** 01/04/05	**BH106.** 01/04/05
				4952 lm direct 6177 lm indirect	4000 K	**BH105.** 01/04/05	**BH107.** 01/04/05
			XF 52°	4792 lm direct 5912 lm indirect	3000 K	**BH108.** 01/04/05	**BH110.** 01/04/05
				5128 lm direct 6177 lm indirect	4000 K	**BH109.** 01/04/05	**BH111.** 01/04/05





Angle elements (not lit)

90° suspension corner
(on same plane)
L=57x57 mm



Code
BH350. 01/04/05

Covers (not lit)



90° corner covers
L=57x57 mm

Code
BH440. 01/04

Louvers

Length	Optic	Code
1184 mm	2x4 optics	**AE400.** 01/04
	3x4 optics	**AE410.** 01/04
2368 mm	4x4 optics	**AE420.** 01/04
	6x4 optics	**AE430.** 01/04

Optional accessories



Sharping wall grazer lens Kit (4pcs)
26°x70° elliptical lenses kit. It has to be used on top of S 20° reflectors to get an elliptical beam (greater axis along the module length). It contains 4 lenses.

Code
AF06000

Accessories suspension

	Code
Mechanical joint including 1 suspension cable	**AT09500**
End caps kit 2x	**BH164.** 01/04/05
Undimmable Feeding kit including 2 suspension cables (3 poles) 2000h mm	**AT10400**
Dimmable or APP Feeding kit including 2 suspension cables (5 poles) 2000h mm	**AT10500** **AT10500APP**



A.39
↳ controlled emission

Controlled emission LED optic System UGR index control and 65° luminance (EN 12464)

Patent-pending proprietary optic system made by a thin black square-meshed grid and by a system of square plano-convex lenses of appropriate beam angle. The internal part of the grid is white painted and has a high reflection coefficient, so that the light incident on the grid is retrieved within the body.

A net 'cut off' at the required angle is obtained through this system.

The convex profile of the lens is designed with images optic techniques, so that the emission is limited within the 65° required by standard EN 12464.

UGR<19

Angle luminance equals to 65° and beyond: <3,000 cd/m2.

→ Patent pending

Operating diagram of the optical device used:

The grid positioned over the lenses allows only the rays falling into the required output angular limits to be incident to the lenses.

The rays beyond these limits are recovered and redirected inside the light box (if the ray is incident to the white surface) or cancelled (if the ray is incident to the black edge).

Functioning scheme

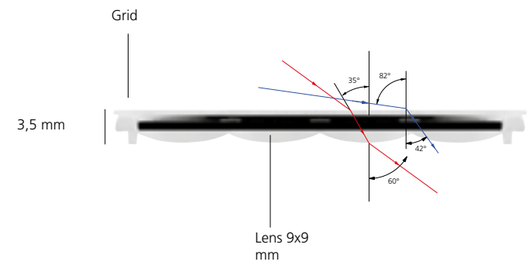



light ON



light OFF

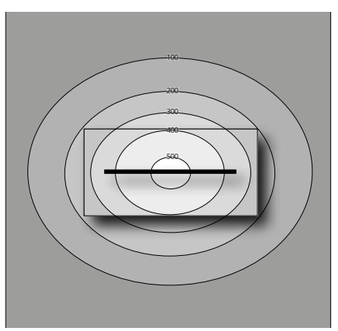

Direct emission

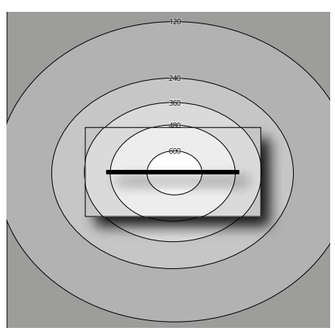

Direct emission + indirect

CEILING



A.39 controlled emission ceiling, suspension components

→ SUSPENSION

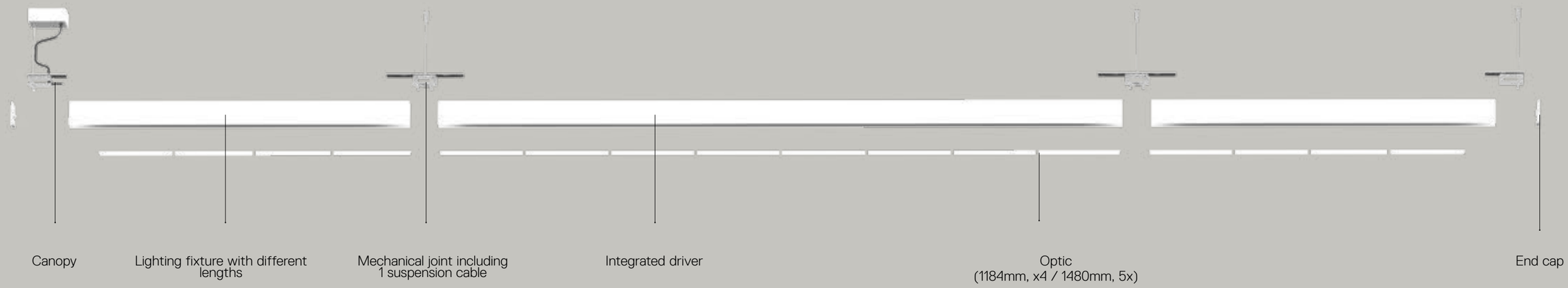

A.39
controlled emission
space fittings

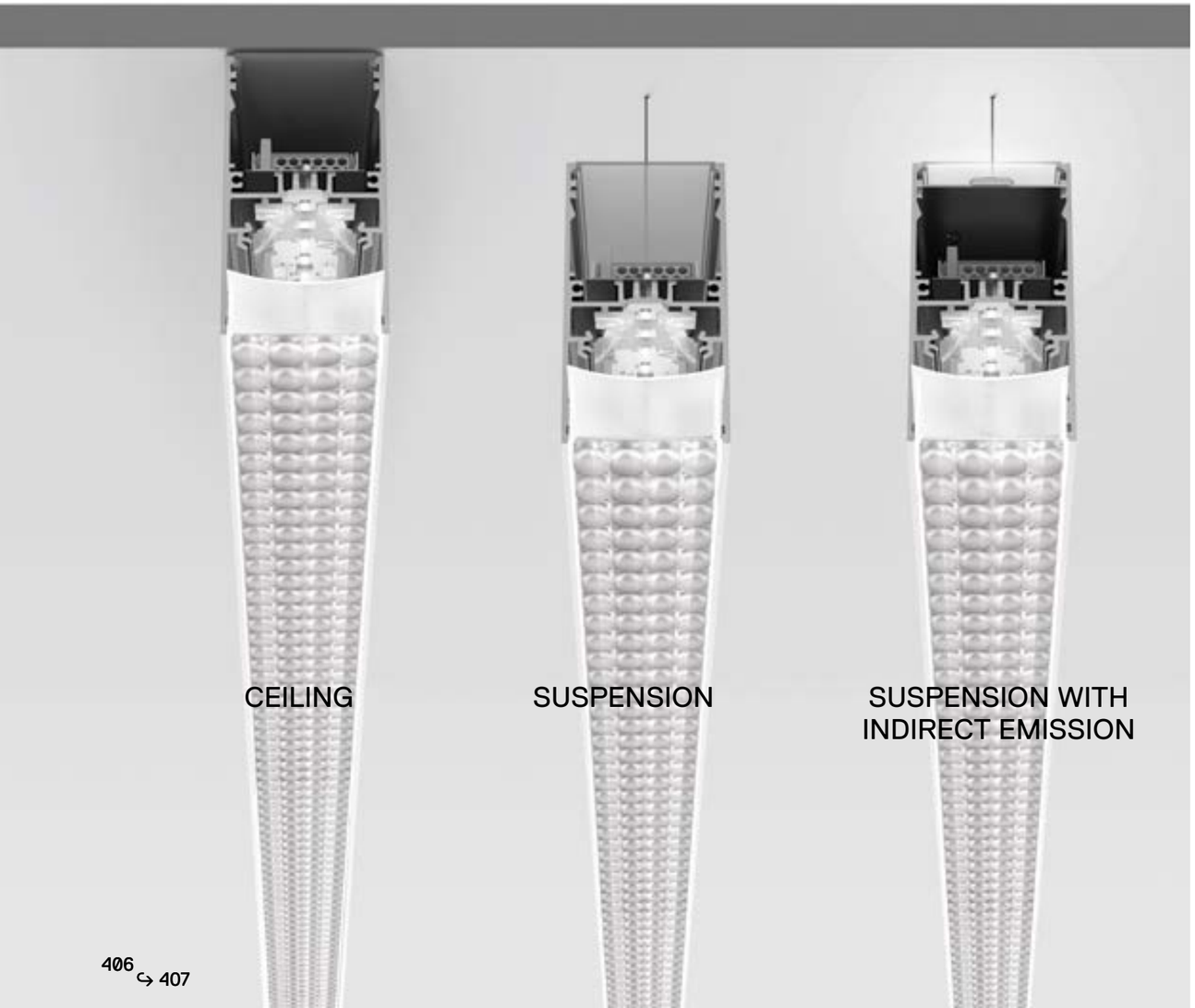

White **01** Black **04** Silver **05**

Screens supplied separately.

APP interface supplied separately.
The APP driver can not be controlled by DALI dimming system and viceversa.

MacAdam 2SDCM
Life L70 (6K) 50000h
CRI=80
*Uses 1 DALI address
Uses **2 DALI address

IP20

Suspension, ceiling direct emission

Length	W	Flux	CCT	Undimmable Code	Dimmable DALI* Code
1184 mm	34W	1955 lm	3000K	**AT135.** 01/04/05	**AT134.** 01/04/05
		2043 lm	4000K	**AT137.** 01/04/05	**AT136.** 01/04/05
1482 mm	42W	2444 lm	3000K	**AT145.** 01/04/05	**AT144.** 01/04/05
		2554 lm	4000K	**AT147.** 01/04/05	**AT146.** 01/04/05
2368 mm	66W	3911 lm	3000K	**AT155.** 01/04/05	**AT154.** 01/04/05
		4086 lm	4000K	**AT157.** 01/04/05	**AT156.** 01/04/05
2960 mm	82W	4889 lm	3000K	**AT185.** 01/04/05	**AT184.** 01/04/05
		5108 lm	4000K	**AT187.** 01/04/05	**AT186.** 01/04/05



Suspension direct + indirect emission

Length	W	Flux	CCT	Undimmable Code	Dimmable DALI Code
1184 mm	34W direct 23W indirect	1955 lm direct 2956 lm indirect	3000K	**AT195.** 01/04/05	***AT194.** 01/04/05
		2043 lm direct 3088 lm indirect	4000K	**AT197.** 01/04/05	***AT196.** 01/04/05
1482 mm	42W direct 31W indirect	2444 lm direct 3941 lm indirect	3000K	**AT225.** 01/04/05	***AT224.** 01/04/05
		2554 lm direct 4118 lm indirect	4000K	**AT227.** 01/04/05	***AT226.** 01/04/05
2368 mm	66W direct 50W indirect	3911 lm direct 5912 lm indirect	3000K	**AT235.** 01/04/05	****AT234.** 01/04/05
		4086 lm direct 6177 lm indirect	4000K	**AT237.** 01/04/05	****AT236.** 01/04/05
2960 mm	82W direct 67W indirect	4889 lm direct 7883 lm indirect	3000K	**AT245.** 01/04/05	****AT244.** 01/04/05
		5108 lm direct 8236 lm indirect	4000K	**AT247.** 01/04/05	****AT246.** 01/04/05



Optic

Length	Code
1184 mm (4 pcs)	**M186700**
1480 mm (5 pcs)	**AT09900**

Length	Screen quantity to order
1184 mm	**1** M186700
1482 mm	**1** AT09900
2368 mm	**2** M186700
2960 mm	**2** AT09900

Angle elements (not lit)

	Code
90° suspension corner (on same plane) L=57x57 mm	**AT310.** 01/04/05



Accessories suspension

	Code
Undimmable Feeding kit including 2 suspension cables 2000h mm (3 poles)	**AT10400**
Dimmable or APP Feeding kit including 2 suspension cables 2000h mm (5 poles)	**AT10500** **AT10500APP**
Mechanical joint including 1 suspension cable	**AT09500**
End cap kit 2x	**AT098.** 01/04/05

Accessories ceiling

	Code
End cap kit (2 pcs)	**AT098.** 01/04/05
Ceiling bracket and mechanical joint	**AT09501**
End ceiling bracket (2 pcs)	**AT09502**
BLL interface for APP with antenna Up to 40 addresses	**DV1054APP**

reddot design award
2011

Algoritmo

Carlotta de Bevilacqua
Paola di Arianello
↪ 2010



Algoritmo typologies

Algoritmo Installation		LED emission	LED emission + LED indirect	Accent lighting	
Algoritmo System wall- or ceiling recessed	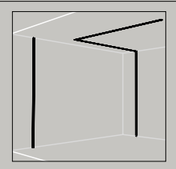				Direct emission white diffused or wall washer. Direct emission white LED prismoptic and controlled emission. Direct emission TW LED. Accent lighting.
Algoritmo System Wall/ceiling surface-mounted configurations, linear or at a 90 degree angle.	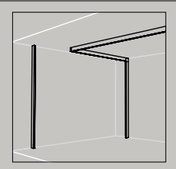				Direct emission white diffused or wall washer. Direct emission white LED prismoptic and controlled emission. Direct emission TW LED. Accent lighting.
Algoritmo System Suspension Linear or at a 90 degree angle installations.	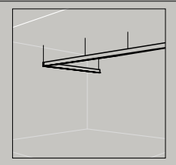				Direct emission white diffused or wall washer. Direct emission white LED prismoptic or controlled emission. Direct emission TW LED. Direct emission white LED prismoptic or controlled emission and indirect emission diffuded white LED. Direct emission TW LED and indirect emission white LED diffused. Direct emission white LED and indirect emission diffuded white LED. Accent lighting.
Algoritmo Stand-alone Suspension Surface-mounted ceiling installation.	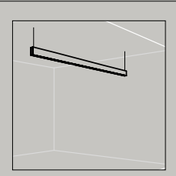 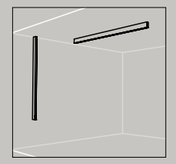				Direct emission white LED diffused. Direct and indirect emission white LED diffused.

For further information on Algoritmo
↳ visit artemide.com

Artemide App
↳ on request



CEILING
SUSPENSION



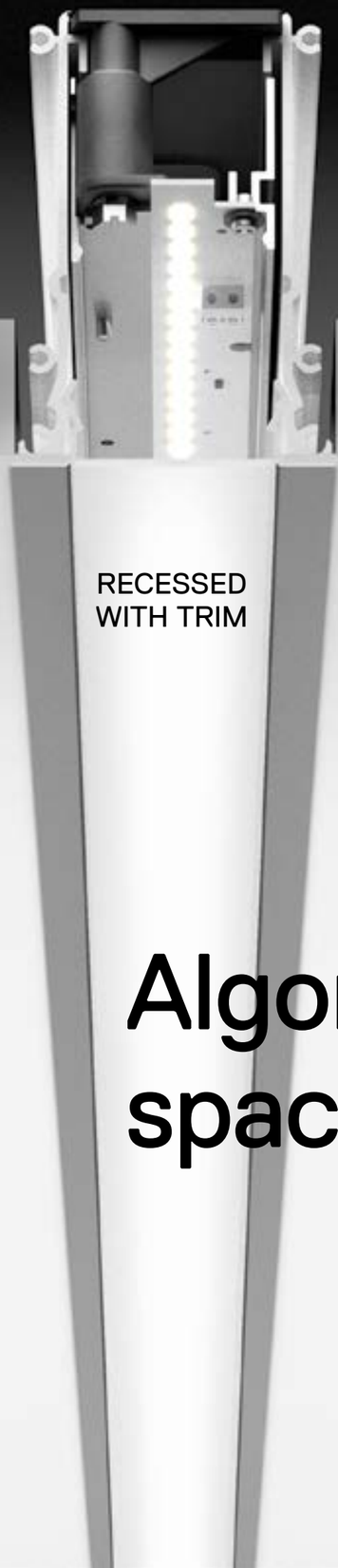

RECESSED
WITH TRIM



RECESSED
TRIMLESS

Algoritmo space fittings

Algoritmo colors

White
20

Black
10

Silver
90



White
01



Silver
05

Black
04



Structural module
Trimless



Structural module
Trim



Structural module
suspension, ceiling, wall

Algoritmo system is particularly flexible; it allows different lighting solutions to be coupled through the same shared electrical system. LED diffused or wall washer in warm (3000 K) or neutral white (4000 K), LED controlled and prismoptic, accent lighting.

Installation in line or at a 90° angle.

Algoritmo system is composed of:

Structural modules in extruded aluminium, available in different lengths depending on the installation option and 3 finishes, white, black and silver.

Gear plates with through-wiring and rapid connectors.

Supplementary through-wiring with rapid connection.

Optical systems: diffusers, controlled optics for LED, wall washer optics for LED, 3 white LED monochromatic projectors (Pad, Pad square and 37 cube).

End caps and joints.

Supplying cables.

Pre-cabLED white LED (MV) plates equipped with electronic or electronic dimmerable driver (DALI).

Power supply and LED management systems (LV) to be ordered separately.

Compliant with standard EN60598-1 and other specific standards.

SUSPENSION, CEILING, WALL

Fixing components +



Wall bracket to connect a suspended module to the wall.



Wall / ceiling fixing bracket.



Suspension cable (no supply).



Suspension kit with supply.

Junction components +



End caps. (set of 2)



Linear connector.



90° angle for the mechanical connection of two recessed modules on one same plane.



90° angle.
For the mechanical connection of 2 modules on two perpendicular planes.

RECESSED

Junction components +



End caps.



Vertical joint to connect two recessed modules on the same plane.



End caps.



Vertical joint to connect two recessed modules on the same plane.



Horizontal joint to mechanically connect two recessed modules on the same plane.

Pre-wired gear plates +



Pre-wired gear tray for white LED diffused, prismoptic, controlled and wall washer. MV through-wiring included.



Pre-wired gear tray for RGB LED diffused. LV through-wiring included.



Pre- wired gear tray for track.

Electrical Components +



Optional through-wiring. To be used with mixed installations combining LV and MV pre-wired gear trays.



Power supply kit.

Optical systems +



Opal polycarbonate diffuser for white LED and diffused RGB versions.



ControlLED Optics for white LED version.



Prismoptics optics for white LED versions.



Polycarbonate optics for white LED wall washer versions.

Junction components +



Junction to be fitted to the module on the same plane.
Compatible with the junction for the same plane.

Spotlights +



37 Cube
for Algoritmo System.



PAD
for Algoritmo System.



PAD Square
for Algoritmo System.

Power supplies and control systems



Electronic power supply IP67.



Control interface:
IP20 and IP67.
Allows management of multiple (LV) Algoritmo System and/or Algoritmo Floor.

Algoritmo
↳ diffused

STRUCTURAL MODULE RECESSED

White 20 · Black 10 · Silver 90

Trimless

Length	Weight	Code
1184 mm	1,80 kg	**M204800**
2368 mm	3,60 kg	**M204900**



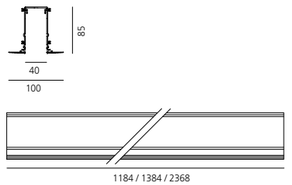

62x(∑L+10 mm)

Trim

Length	Weight	Code
1184 mm	1,80 kg	**M2934.** 20/10/90
2368 mm	3,60 kg	**M2935.** 20/10/90
3552 mm		**M2936.** 20/10/90
4736 mm		**M2937.** 20/10/90





54x(∑L+3 mm)

Accessories trimless



90° angle
to mechanically connect two recessed modules on the same plane.

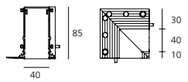

Code **M196600**



End caps
(set of 2)

Code **M197300**

Accessories trim



90° angle
to mechanically connect two recessed modules on the same plane.



Code **M2939.** 20/10/90



90° angle
to mechanically connect two recessed modules on perpendicular plans.

Code **M2938.** 20/10/90



End caps
(set of 2)

Code **M2940.** 20/10/90

STRUCTURAL MODULE SUSPENSION, CEILING, WALL

White 20 · Black 10 · Silver 90 · Gloss anodised 60

Length	Weight	Code
1184 mm	2,30 kg	**M2050.** 20/10/90 60
2368 mm	4,60 kg	**M2051.** 20/10/90 60
3552 mm	6,90 kg	**M2063.** 20/10/90 60
4736 mm	9,20 kg	**M1995.** 20/10/90 60



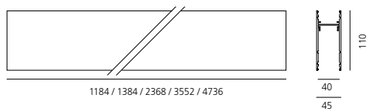

Accessories



90° angle
To mechanically connect two recessed modules on one same plane. 0.30 kg.

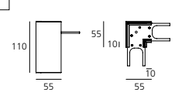

Code **M1968.** 20/10 90 60



90° angle
To mechanically connect of 2 modules on perpendicular plans. Includes through-wire extensions. 0.60 kg.

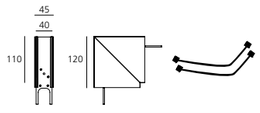

M1967. 20/10 90 60



Wall bracket
To mechanically connect a wall-mounted module.

M199300

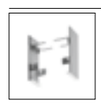

End caps
(set of 2)

M1888. 20/10 90 60



Linear connector

M189000



Steel suspension cable
with quick adjustment
Length 2 meters

Length of a single module	no. pieces required for each module
1184 mm	2
2368 mm	2
3552mm	2
4736mm	3

Code **M189100**

Please check on Artemide.com for continuous system installations with 2+ connected modules.



Suspension kit with power supply.
Includes 1 single steel suspension cable + 1 power supply cable
Length 2 meters

MV (5x1,5mm2+2x0,5mm2)
To power white LED plates and accent modules.

M189300



Bracket for fixing to wall/ceiling
(1 piece)

Length of a single module	no. pieces required for each module
1184 mm	2
2368 mm	2
3552mm	3
4736mm	4

M199400

Applicable also for system installations.

↳ WIRED GEAR PLATES WHITE LED

MV integrated through-cable.
* Direct and indirect emission dimmable
Protection screen for indirect cabled LED plate included.
Occupies 2 DALI addresses

MacAdam 3SDC
Life L70 (12K) 72000h
CRI =80

IP20

Direct emission					
Length	W	Weight	CCT	Code	Code
					DALI
1184 mm	34 W	1,10 kg	3000 K	**M2882W00**	**M2882W01**
			4000 K	**M2882N00**	**M2882N01**
2368 mm	68 W	2,00 kg	3000 K	**M2884W00**	**M2884W01**
			4000 K	**M2884N00**	**M2884N01**

Direct emission + indirect					
Length	W	Weight	CCT	Code	Code
				Undimmable	**DALI***
1184 mm	62 W	1,10 kg	3000 K	**M2883W00**	**M2883W01**
			4000 K	**M2883N00**	**M2883N01**
2368 mm	122 W	2,00 kg	3000 K	**M2885W00**	**M2885W01**
			4000 K	**M2885N00**	**M2885N01**

DIFFUSED EMISSION

Opal diffuser in polycarbonate	
Length	Weight
1184 mm	0,10 kg
2368 mm	0,20 kg
3552 mm	0,30 kg
4736 mm	0,40 kg

Code
M197400
M186800
M203800
M197500



850°

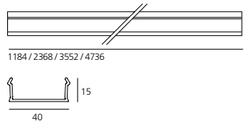

Direct emission			
Length	W	CCT	Flux
1184 mm	34 W	3000 K	1961 lm
		4000 K	2053 lm
2368 mm	68 W	3000 K	3921 lm
		4000 K	4106 lm

Direct emission + indirect			
Length	W	CCT	Flux
1184 mm	62 W	3000 K	4436 lm
		4000 K	4645 lm
2368 mm	122 W	3000 K	8872 lm
		4000 K	9289 lm

WALL WASHER

Length	Weight
1184 mm	0,70 kg
2368 mm	1,40 kg

Code
M217300
M217400



650°

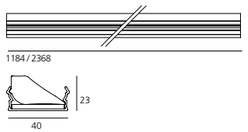

Direct emission			
Length	W	CCT	Flux
1184 mm	32 W	3000 K	2178 lm
		4000 K	2281 lm
2368 mm	65 W	3000 K	4357 lm
		4000 K	4561 lm

↳ ALGORITMO STAND-ALONE

* Direct emission dimmable
Protection screen for indirect cabled LED plate included.

MacAdam 3SDC
Life L70 (12K) 72000h
CRI =80

IP20
⏚
850° direct
650° direct/indirect

SUSPENSION DIFFUSED EMISSION

Direct emission					**Undimmable**	**DALI**
W	Length	Weight	Flux	CCT	Code	Code
34 W	1188 mm	3,80 kg	1961 lm	3000 K	**M2910W20**	**M2910W21**
			2053 lm	4000 K	**M2910N20**	**M2910N21**
68 W	2372 mm	7,10 kg	3921 lm	3000 K	**M2912W20**	**M2912W21**
			4106 lm	4000 K	**M2912N20**	**M2912N21**



Direct + Indirect emission					**Undimmable**	**DALI***
W	Length	Weight	Flux	CCT	Code	Code
62 W	1188 mm	3,80 kg	4436 lm	3000 K	**M2911W20**	**M2911W21**
			4645 lm	4000 K	**M2911N20**	**M2911N21**
122 W	2372 mm	7,10 kg	8872 lm	3000 K	**M2913W20**	**M2913W21**
			9289 lm	4000 K	**M2913N20**	**M2913N21**

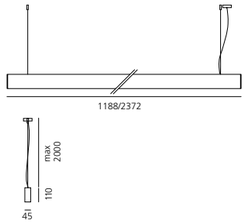

WALL/CEILING DIFFUSED EMISSION

Direct emission					**Undimmable**	**DALI***
W	Length	Weight	Flux	CCT	Code	Code
34 W	1188 mm	3,80 kg	1961 lm	3000 K	**M2914W20**	**M2914W21**
			2053 lm	4000 K	**M2914N20**	**M2914N21**
68 W	2372 mm	7,10 kg	3921 lm	3000 K	**M2915W20**	**M2915W21**
			4106 lm	4000 K	**M2915N20**	**M2915N21**



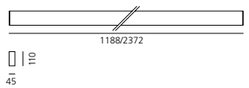



↪ PRE-WIRED GEAR FOR PAD AND PAD SQUARE PROJECTORS

Gloss anodised | S | F | WF

MacAdam 4SDCM
Life L70 (12K)> 72000h
CRI =80

IP40
650°
-90° 90°
90°

Direct emission		**DALI**
Length	Weight	Code
1184 mm	1,20 kg	**M217800**

Allows installation and supplying of 1-4 PAD 230V projectors.
MV through-wiring included.

Direct + indirect emission				**Undimmable**	**DALI***
W	Length	Weight	CCT	Code	Code
27 W	1184 mm	1,20 kg	3000 K	**M2945W00**	**M2945W01**
			4000 K	**M2945N00**	**M2945N01**

Allows installation and powering of 1-4 PAD 230V + indirect projectors
MV through-wiring included.
* Only indirect emission is dimmable.

Double emission version, with upper screen in PMMA.
PAD projectors to be ordered separately.

PAD					**Undimmable**
W	Weight	Beam	Flux	CCT	Code
14,5 W	0,53 kg	S 12°	825 lm	3000 K	**M200002**
			880 lm	4000 K	**M200102**
		F 24°	825 lm	3000 K	**M200202**
			880 lm	4000 K	**M200302**
		WF 36°	805 lm	3000 K	**M200402**
			855 lm	4000 K	**M200502**



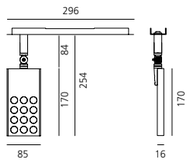

To be coupled with pre-wired gear plate.

PAD Square					**Undimmable**
W	Weight	Beam	Flux	CCT	Code
29 W	0,97 kg	S 12°	1650 lm	3000 K	**M201502**
			1750 lm	4000 K	**M201602**
		F 24°	1650 lm	3000 K	**M201702**
			1750 lm	4000 K	**M201802**
		WF 36°	1610 lm	3000 K	**M201902**
			1710 lm	4000 K	**M202002**



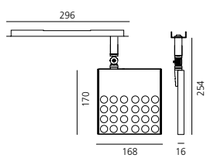

To be coupled with pre-wired gear plate.

Accessories	
	Code
Blind panel, in polished metal grey steel. 1 piece required for each PAD empty position.	**M217760**
Intermediate finishing cap (set of 2), in polished metal grey steel. To be used at the junction of PAD with LED modules.	**M217660**

↪ PRE-WIRED GEAR FOR 37 CUBE PROJECTORS

Gloss anodised | S | F | WF

MacAdam 4SDCM
Life L70 (12K)> 72000h
CRI =80

IP20
650°
-90°
360°

Direct emission		**DALI**
Length	Weight	Code
1184 mm	1,20 kg	**M219601**

Allows installation and supplying of 37 Cube, 1 or 2 groups of 3 projectors each. (max 6 projectors in total).
MV through-wiring included.

Direct + indirect emission				**DALI***
W	Length	Weight	CCT	Code
27 W	1184 mm	1,20 kg	3000 K	**M2198W01**
			4000 K	**M2198N01**

Allows installation and supplying of 37 Cube, 1 or 2 groups of 3 projectors each. (max 6 projectors in total).
MV through-wiring included.
* Only indirect emission is dimmable.

Double emission version, with upper screen in PMMA.
37 Cube projectors to be ordered separately.

37 Cube					**Undimmable**
W	Weight	Beam	Flux	CCT	Code
3x8 W	0,47 kg	14°	3x483 lm	3000 K	**M029100**
			3x517 lm	4000 K	**M029400**
		18°	3x463 lm	3000 K	**M029200**
			3x495 lm	4000 K	**M029500**
		30°	3x468 lm	3000 K	**M029300**
			3x501 lm	4000 K	**M029600**



To be coupled with pre-wired gear plate.

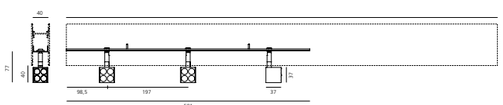

Accessories	
	Code
Blind panel, in polished metal grey steel. Length 591mm. 1 piece required for each 37 Cube empty position.	**M217560**
Intermediate finishing cap (set of 2), in polished metal grey steel. To be used at the junction of 37 Cube modules with LED modules.	**M217660**

↳ PRE-WIRED GEAR TRAY FOR RAIL

White Black

Double emission version, with upper screen in PMMA.
* Only indirect emission is dimmable.

IP20
650°

Direct rail			**Undimmable Eutrac**	**DALI Eutrac**
Length	Weight	Color rail	Code	Code
1184 mm	6,00 kg	white	**M2941**10	**M2941**11
		black	**M2941**20	**M2941**21
2368 mm	12,00 kg	white	**M2942**10	**M2942**11
		black	**M2942**20	**M2942**21

Direct rail+ indirect emission					**Undimmable Eutrac**	**DALI Eutrac***
W	Length	Weight	CCT	Color rail	Code	Code
27 W	1184 mm	6,00 kg	3000 K	white	**M2943W**10	**M2943W**11
				black	**M2943W**20	**M2943W**21
			4000 K	white	**M2943N**10	**M2943N**11
				black	**M2943N**20	**M2943N**21
57 W	2368 mm	12,00 kg	3000 K	white	**M2944W**10	**M2944W**11
				black	**M2944W**20	**M2944W**21
			4000 K	white	**M2944N**10	**M2944N**11
				black	**M2944N**20	**M2944N**21



Algoritmo
↳ controlled emission
prismoptic emission





Controlled emission LED optic System UGR index control and 65° luminance (EN 12464)

Patent-pending proprietary optic system made by a thin black square-meshed grid and by a system of square plano-convex lenses of appropriate beam angle. The internal part of the grid is white painted and has a high reflection coefficient, so that the light incident on the grid is retrieved within the body.

A net 'cut off' at the required angle is obtained through this system.

The convex profile of the lens is designed with images optic techniques, so that the emission is limited within the 65° required by standard EN 12464.

UGR<19

Angle luminance equals to 65° and beyond: <3,000 cd/m2.

→ Patent pending

Operating diagram of the optical device used:

The grid positioned over the lenses allows only the rays falling into the required output angular limits to be incident to the lenses.

The rays beyond these limits are recovered and redirected inside the light box (if the ray is incident to the white surface) or cancelled (if the ray is incident to the black edge).

Functioning scheme

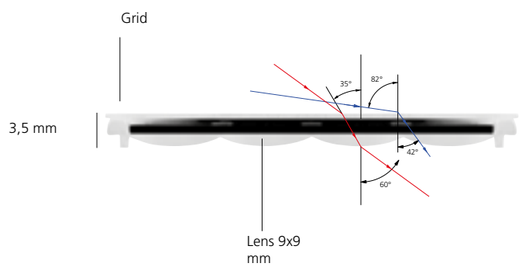



light ON



light OFF

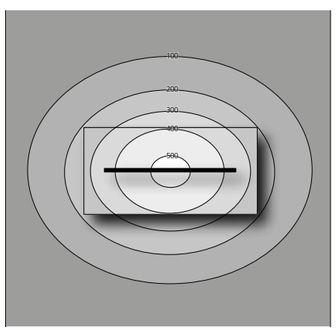

Direct emission

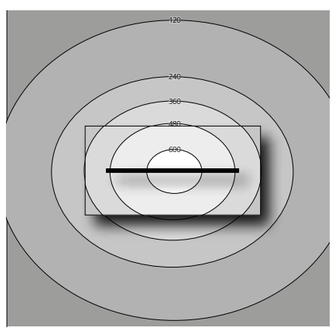

Direct emission + indirect

Comfort emission

The appliance is fitted with a clear plastic screen featuring an outer micro-prism pattern designed in order to obtain a focused luminous emission mostly within a 2x60° cone.

With this technology, Algoritmo Prismoptic provides comfort lighting even when the appliance falls within the observer's visual cone.



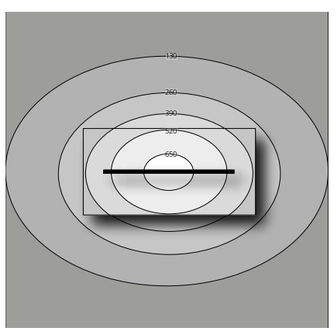

Direct emission

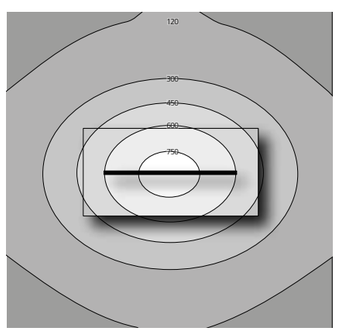

Direct emission + indirect

↳ STRUCTURAL MODULE RECESSED

White 20 · Black 10 · Silver 90

Trimless

Length	Weight	Code
1184 mm	1,80 kg	**M204800**
2368 mm	3,60 kg	**M204900**



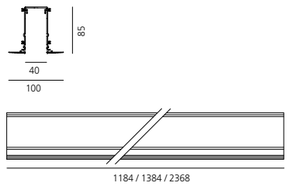

62x(∑L+10 mm)

Trim

Length	Weight	Code
1184 mm	1,80 kg	**M2934.** 20/10/90
2368 mm	3,60 kg	**M2935.** 20/10/90
3552 mm		**M2936.** 20/10/90
4736 mm		**M2937.** 20/10/90





54x(∑L+3 mm)

Accessories trimless



90° angle
to mechanically connect two recessed modules on the same plane.

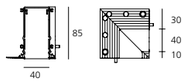

M196600



End caps
(set of 2)

M197300

Accessories trim



90° angle
to mechanically connect two recessed modules on the same plane.



M2939. 20/10/90



90° angle
to mechanically connect two recessed modules on perpendicular plans.

M2938. 20/10/90



End caps
(set of 2)

M2940. 20/10/90

↳ STRUCTURAL MODULE SUSPENSION, CEILING, WALL

White 20 · Black 10 · Silver 90 · Gloss anodised 60

Length	Weight	Code
1184 mm	2,30 kg	**M2050.** 20/10/90 60
2368 mm	4,60 kg	**M2051.** 20/10/90 60
3552 mm	6,90 kg	**M2063.** 20/10/90 60
4736 mm	9,20 kg	**M1995.** 20/10/90 60



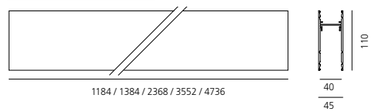

Accessories



90° angle
To mechanically connect two recessed modules on one same plane. 0.30 kg.

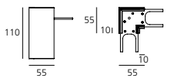

M1968. 20/10 90 60

90° angle
To mechanically connect of 2 modules on perpendicular plans. Includes through-wire extensions. 0.60 kg.

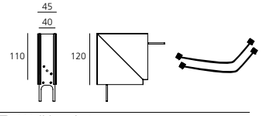

M1967. 20/10 90 60



Wall bracket
To mechanically connect a wall-mounted module.

M199300



End caps
(set of 2)

M1888. 20/10 90 60



Linear connector

M189000



Steel suspension cable
with quick adjustment
Length 2 meters

Length of a single module	no. pieces required for each module
1184 mm	2
2368 mm	2
3552mm	2
4736mm	3

M189100

Please check on Artemide.com for continuous system installations with 2+ connected modules.



Suspension kit with power supply.
Includes 1 single steel suspension cable + 1 power supply cable
Length 2 meters

MV (5x1,5mm2+2x0,5mm2)
To power white LED plates and accent modules.

M189300



Bracket for fixing to wall/ceiling
(1 piece)

Length of a single module	no. pieces required for each module
1184 mm	2
2368 mm	2
3552mm	3
4736mm	4

M199400

Applicable also for system installations.

↳ WIRED GEAR PLATES WHITE LED

MV integrated through-cable.
* Direct and indirect emission dimmable
Protection screen for indirect cabled LED plate included.
Occupies 2 DALI addresses

MacAdam 3SDC
Life L70 (12K)> 72000h
CRI =80

IP20

Direct emission					
Length	W	Weight	CCT	Code	DALI Code
1184 mm	34 W	1,10 kg	3000 K	**M2882W00**	**M2882W01**
			4000 K	**M2882N00**	**M2882N01**
2368 mm	68 W	2,00 kg	3000 K	**M2884W00**	**M2884W01**
			4000 K	**M2884N00**	**M2884N01**

Direct emission + indirect				**Undimmable**	**DALI***
Length	W	Weight	CCT	Code	Code
1184 mm	62 W	1,10 kg	3000 K	**M2883W00**	**M2883W01**
			4000 K	**M2883N00**	**M2883N01**
2368 mm	122 W	2,00 kg	3000 K	**M2885W00**	**M2885W01**
			4000 K	**M2885N00**	**M2885N01**

CONTROLLED EMISSION

Length	Weight	Code
1184 mm	0,20 kg	**M186700**
2368 mm	0,40 kg	**M187300**



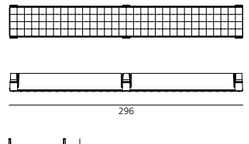

Direct emission			
Length	W	CCT	Flux
1184 mm	34 W	3000 K	2527 lm
		4000 K	2644 lm
2368 mm	68 W	3000 K	5054 lm
		4000 K	5292 lm

Direct emission + indirect			
Length	W	CCT	Flux
1184 mm	62 W	3000 K	5003 lm
		4000 K	5238 lm
2368 mm	122 W	3000 K	10005 lm
		4000 K	10475 lm

PRISMOPTIC

Length	Weight	Code
1184 mm	0,20 kg	**M196900**
2368 mm	0,40 kg	**M197000**



850°

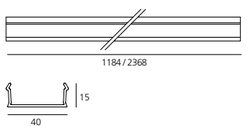

Direct emission			
Length	W	CCT	Flux
1184 mm	34 W	3000 K	2527 lm
		4000 K	2644 lm
2368 mm	68 W	3000 K	5054 lm
		4000 K	5292 lm

Direct emission + indirect			
Length	W	CCT	Flux
1184 mm	62 W	3000 K	5003 lm
		4000 K	5238 lm
2368 mm	122 W	3000 K	10005 lm
		4000 K	10475 lm

↳ WIRED GEAR PLATES TUNABLE WHITE

TW®
Arteriide Tunable White

MV integrated through-cable.
* Direct and indirect emission dimmable
Protection screen for indirect cabled LED plate included.
Occupies 2 DALI addresses

MacAdam 3SDC
Life L70 (12K)> 72000h
CRI =80

IP20

Direct emission				**Dimmable DALI 8**
Length	W	Weight	CCT	Code
1184 mm	35 W	1,10 kg	2700 K - 5700 K	**M2990**

Direct emission + indirect				**Dimmable DALI 8**
Length	W	Weight	CCT	Code
1184 mm	62 W	1,10 kg	2700 K - 5700 K	**M2991**

PRISMOPTIC

Length	Weight	Code
1184 mm	0,20 kg	**M196900**
2368 mm	0,40 kg	**M197000**



850°

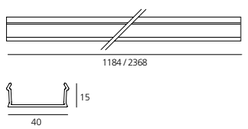

Direct emission			
Length	W	CCT	Flux
1184 mm	35 W	2700 K	1778 lm
		6500 K	1991 lm
2368 mm	62 W	2700 K	4024 lm
		6500 K	4507 lm

↳ A.Sharping

Autosalone JRL Internazionale - Varese (Italy). Photo: Michele Nastasi



A.Sharping optics

Algoritmo Sharping is very flexible and it allows to combine in continuity Sharp light modules, with indirect and diffused LED lighting in warm white (3000K) and neutral white (4000K).

Structural modules are in extruded aluminum, available in different lengths depending on the installation option, three finishes (white, black, silver or gloss anodized), two optic finishes (black and white) and three beams (17°, 34° and 54°).

→ Patent pending



OPTICAL UNITS 2X4



OPTICAL UNITS 3X4



OPTICAL UNITS 4X4



OPTICAL UNITS 6X4

A.Sharping components





↳ STRUCTURAL MODULE RECESSED

White 20 · Black 10 · Silver 90

Trimless

Length	Weight	Code
1184 mm	1,80 kg	**M204800**
2368 mm	3,60 kg	**M204900**



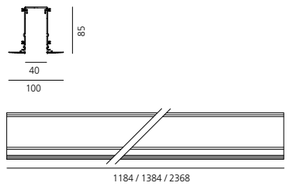

62x(∑L+10 mm)

Trim

Length	Weight	Code
1184 mm	1,80 kg	**M2934.** 20/10/90
2368 mm	3,60 kg	**M2935.** 20/10/90
3552 mm		**M2936.** 20/10/90
4736 mm		**M2937.** 20/10/90



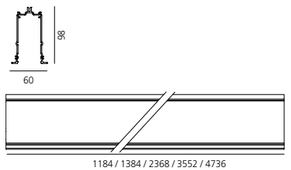

54x(∑L+3 mm)

Accessories trimless



90° angle
to mechanically connect two recessed modules on the same plane.

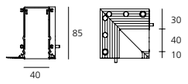

Code **M196600**



End caps
(set of 2)

Code **M197300**

Accessories trim



90° angle
to mechanically connect two recessed modules on the same plane.



Code **M2939.** 20/10/90



90° angle
to mechanically connect two recessed modules on perpendicular plans.

Code **M2938.** 20/10/90



End caps
(set of 2)

Code **M2940.** 20/10/90

↳ STRUCTURAL MODULE SUSPENSION, CEILING, WALL

White 20 · Black 10 · Silver 90 · Gloss anodised 60

Length	Weight	Code
1184 mm	2,30 kg	**M2050.** 20/10/90 60
2368 mm	4,60 kg	**M2051.** 20/10/90 60
3552 mm	6,90 kg	**M2063.** 20/10/90 60
4736 mm	9,20 kg	**M1995.** 20/10/90 60



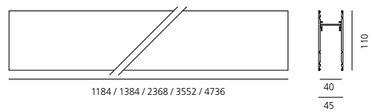

Accessories



90° angle
To mechanically connect two recessed modules on one same plane. 0.30 kg.

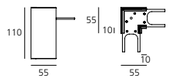

Code **M1968.** 20/10 90 60



90° angle
To mechanically connect of 2 modules on perpendicular plans. Includes through-wire extensions. 0.60 kg.

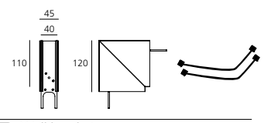

M1967. 20/10 90 60



Wall bracket
To mechanically connect a wall-mounted module.

M199300



End caps
(set of 2)

M1888. 20/10 90 60



Linear connector

M189000



Steel suspension cable
with quick adjustment
Length 2 meters

Length of a single module	no. pieces required for each module
1184 mm	2
2368 mm	2
3552mm	2
4736mm	3

Code **M189100**

Please check on Artemide.com for continuous system installations with 2+ connected modules.



Suspension kit with power supply.
Includes 1 single steel suspension cable + 1 power supply cable
Length 2 meters

MV (5x1,5mm2+2x0,5mm2)
To power white LED plates and accent modules.

M189300



Bracket for fixing to wall/ceiling
(1 piece)

Length of a single module	no. pieces required for each module
1184 mm	2
2368 mm	2
3552mm	3
4736mm	4

M199400

Applicable also for system installations.

↳ WIRED GEAR PLATES SHARPING LED

White 20 | Black 10

S | F | XF

MV integrated through-cable.
*Occupies 1 DALI address
**Occupies 2 DALI addresses
Protection screen for indirect cabled LED plate included.

IP20

MacAdam 2SDC
Life L70 (12K)> 72000h
CRI >90

Direct emission

Length	Optic	W	Beam	Flux	CCT	DALI* Code
1184 mm	2x4 optics	25 W	F 20°	1648 lm	3000 K	**AE00000**
				1764 lm	4000 K	**AE02000**
			F 36°	1542 lm	3000 K	**AE00100**
				1651 lm	4000 K	**AE02100**
			XF 52°	1597 lm	3000 K	**AE00200**
				1709 lm	4000 K	**AE02200**
	3x4 optics	38 W	F 20°	2473 lm	3000 K	**AE10000**
				2646 lm	4000 K	**AE12000**
			F 36°	2314 lm	3000 K	**AE10100**
				2476 lm	4000 K	**AE12100**
			XF 52°	2396 lm	3000 K	**AE10200**
				2564 lm	4000 K	**AE12200**
2368 mm	4x4 optics	50 W	F 20°	3297 lm	3000 K	**AE20000**
				3528 lm	4000 K	**AE22000**
			F 36°	3085 lm	3000 K	**AE20100**
				3301 lm	4000 K	**AE22100**
			XF 52°	3195 lm	3000 K	**AE20200**
				3419 lm	4000 K	**AE22200**
	6x4 optics	80 W	F 20°	4945 lm	3000 K	**AE30000**
				5292 lm	4000 K	**AE32000**
			F 36°	4627 lm	3000 K	**AE30100**
				4952 lm	4000 K	**AE32100**
			XF 52°	4792 lm	3000 K	**AE30200**
				5128 lm	4000 K	**AE32200**



Direct emission + indirect

Length	Optic	W	Beam	Flux	CCT	DALI** Code
1184 mm	2x4 optics	53 W	F 20°	4124 lm	3000 K	**AE05000**
				4356 lm	4000 K	**AE07000**
			F 36°	4018 lm	3000 K	**AE05100**
				4243 lm	4000 K	**AE07100**
			XF 52°	4073 lm	3000 K	**AE05200**
				4301 lm	4000 K	**AE07200**
	3x4 optics	64 W	F 20°	4948 lm	3000 K	**AE15000**
				5238 lm	4000 K	**AE17000**
			F 36°	4789 lm	3000 K	**AE15100**
				5068 lm	4000 K	**AE17100**
			XF 52°	4871 lm	3000 K	**AE15200**
				5156 lm	4000 K	**AE17200**
2368 mm	4x4 optics	104 W	F 20°	8248 lm	3000 K	**AE25000**
				8712 lm	4000 K	**AE27000**
			F 36°	8036 lm	3000 K	**AE25100**
				8485 lm	4000 K	**AE27100**
			XF 52°	8146 lm	3000 K	**AE25200**
				8603 lm	4000 K	**AE27200**
	6x4 optics	134 W	F 20°	9896 lm	3000 K	**AE35000**
				10476 lm	4000 K	**AE37000**
			F 36°	9578 lm	3000 K	**AE35100**
				10136 lm	4000 K	**AE37100**
			XF 52°	9743 lm	3000 K	**AE35200**
				10312 lm	4000 K	**AE37200**

Screen

Length	Optic	Code
1184 mm	2x4 optics	**AE400.** 01/04
	3x4 optics	**AE410.** 01/04
2368 mm	4x4 optics	**AE420.** 01/04
	6x4 optics	**AE430.** 01/04
Angle 45°		**AE440.** 01/04





Power supply/light management system		Code
	**Electronic power supply** IP67. Input voltage range: 90-264VAC / 47-63 VDC. Output voltage: 48 VDC. Protection against overcurrent, overvoltage, short-circuit and overtemperature, with automatic restart.	
	100 W For voltage up to a total 90 W. 220x68x38 mm.	**M075000**
	240 W For voltage up to a total 225 W. 244x68x39 mm.	**M075100**
	320 W For voltage up to a total 300 W. 252x90x44 mm.	**M076100**

Closure screens for 90° angles		Code
	**Junction to be fitted** to the module on the same plane Compatible with the junction for the same plane.	
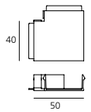	For continuity between LED diffused emission modules.	**M198100**
	For continuity between LED emission modules and spot modules. For continuity between wall-washer LED emission modules.	**M198000**
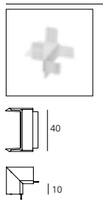	**2-plane joint** To be clipped to the module. Compatible with connectors for 2 modules on perpendicular planes.	
	For continuity between LED diffused emission modules.	**M198500**
	For continuity between LED emission modules and spot modules. For continuity between wall-washer LED emission modules.	**M198400**

Electrical components		Code
	Supplementary through-wiring (optional). To be used in mixed configuration with MV pre-cabled gear trays.	
	MV 1184 mm	**M198700**
	MV 2368 mm	**M198900**
	Supply Kit Allows for connection of the mains to the first pre-wired gear plate of the initial module.To be used only with recessed and surface installation. MV (7xmax 1,5 mm²) To power white LED plates and accent modules.	**M073240**



Steelcase headquarters and showroom Madrid, Arch.: John Small, architect and director of design for Steelcase International. Photo: Juanjo Fernández

Artemide Booth at Euroluce 2017 Photo: Federico Villa

Smart Office

Carlotta de Bevilacqua
↳ 2016

Dedicated office suspension ensuring top performance with utmost formal simplicity.

Available with controlled or diffused emission.

Highly uniform light performance, without multiple shadows or spots.

Innovative optical system: the light emitted is controlled by a mixing chamber before its emission through a lamellar optical unit or diffuser.

Two lenghts available.

Artemide App
↪ on request

For further information on Smart Office
↪ visit artemide.com

↳ SMART OFFICE - DIFFUSED EMISSION

White 01 | Black 04 | XF | Uses 1 DALI address | MacAdam 3SDCM Life L70 (6K) 50000h CRI=90 UGR <19 | IP20

Direct emission + indirect

Length	W	CRI	Weight	Flux	CCT
1129 mm	37 W	=80	16,00 kg	3619 lm	3000 K
				3814 lm	4000 K

Undimmable

Code
AG200. 01/04
AG201. 01/04

Dimmable DALI

Code
AG225. 01/04
AG226. 01/04



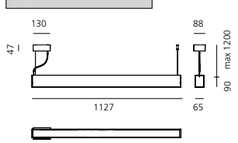

Direct emission + indirect

Length	W	CRI	Weight	Flux	CCT
2249 mm	81 W	=80	16,00 kg	7239 lm	3000 K
				7628 lm	4000 K

Undimmable

Code
AG250. 01/04
AG251. 01/04

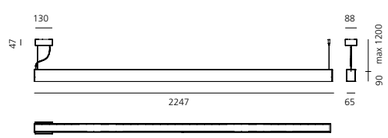

Direct emission + indirect

Length	W	CRI	Weight	Flux	CCT
2249 mm	76 W	=80	16,00 kg	7239 lm	3000 K
				7628 lm	4000 K

Dimmable DALI

Code
AG275. 01/04
AG276. 01/04

TUNABLE WHITE

TW® Artemide Tunable White

Direct emission + indirect

Length	W	Weight	CCT
1129 mm	37 W	16,00 kg	2700K - 5700K

Dimmable DALI

Code
AG290. 01/04



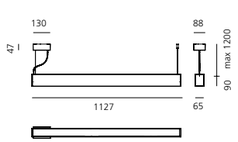

↳ SMART OFFICE - CONTROLLED EMISSION

White 01 | Black 04 | XF | Uses 1 DALI address | MacAdam 3SDCM Life L70 (6K) 50000h CRI=90 UGR <19 | IP20

Direct emission + indirect

Length	W	CRI	Weight	Flux	CCT
1129 mm	37 W	=80	16,00 kg	4331 lm	3000 K
				4564 lm	4000 K

Undimmable

Code
AG000. 01/04
AG001. 01/04

Dimmable DALI

Code
AG025. 01/04
AG026. 01/04



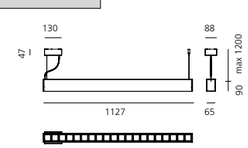

Direct emission + indirect

Length	W	CRI	Weight	Flux	CCT
2249 mm	81 W	=80	16,00 kg	8662 lm	3000 K
				9128 lm	4000 K

Undimmable

Code
AG050. 01/04
AG051. 01/04

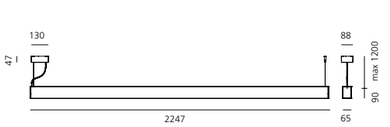

Direct emission + indirect

Length	W	CRI	Weight	Flux	CCT
2249 mm	76 W	=80	16,00 kg	8662 lm	3000 K
				9128 lm	4000 K

Dimmable DALI

Code
AG075. 01/04
AG076. 01/04

TUNABLE WHITE

TW® Artemide Tunable White

Direct emission + indirect

Length	W	Weight	CCT
1129 mm	37 W	16,00 kg	2700K - 5700K

Dimmable DALI

Code
AG090. 01/04



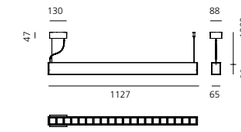



Series Y

Gensler
↳ 2017

Artemide
App
↳ on request

For further information on Series Y
↳ visit artemide.com

Series Y optics

Direct emission



Diffused emission



35W
2940 lm
Undimmable



Controlled emission



35W
2559 lm
Undimmable

Direct + indirect emission



Diffused + batwing mission



55W
4742 lm
Dimmable DALI separately



Controlled + Batwing emission



55W
4361 lm
Dimmable DALI separately

Series Y

Batwing indirect emission



Maximum flexibility of composition

Horizontal rotation modules respecting a minimum of 75°

Controlled emission

Diffused emission

Free vertical tilt up to 30° upwards or 30° downwards

Horizontal and vertical freedom to play with

→ ROTATION ON HORIZONTAL PLANE

During the installation it is possible to freely choose the position of each single module, respecting a minimum angle between two modules of 75°.

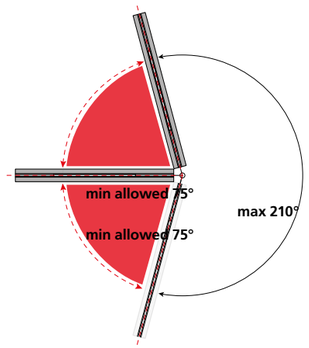

→ TILT ON VERTICAL PLANE

Each module can be easily tilted (upward or downward) up to 30° from the horizontal plane.

This two movements (rotation and tilting) can be mixed up in infinite possibilities to best adapt to space requirements.

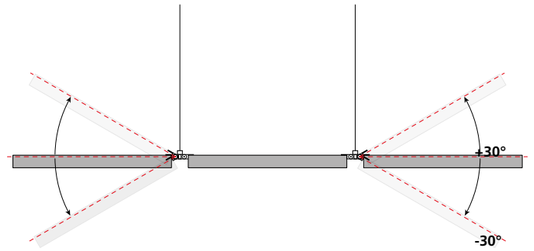

→ POSSIBLE MULTIPLE CONFIGURATIONS UP TO 4 MODULES

POWERED JOINT AND SUSPENSION CABLE



X 2 MODULES



X 3 MODULES



X 4 MODULES

MECHANICAL JOINT AND SUSPENSION CABLE



X 2 MODULES



X 3 MODULES



X 4 MODULES

Series Y joints

Series Y linear configuration

END CAP



○ ○ ○ ○ ○

TERMINAL SUSPENSION KIT



INTERMEDIATE SUSPENSION KIT



CEILING ROSE



○ Small 416x99x65 mm
x1, x2, x3, x4 modules
Undimmable
x1, x2 modules
Dimmable DALI



○ Large 416x139x65 mm
x3, x4 modules
Dimmable DALI

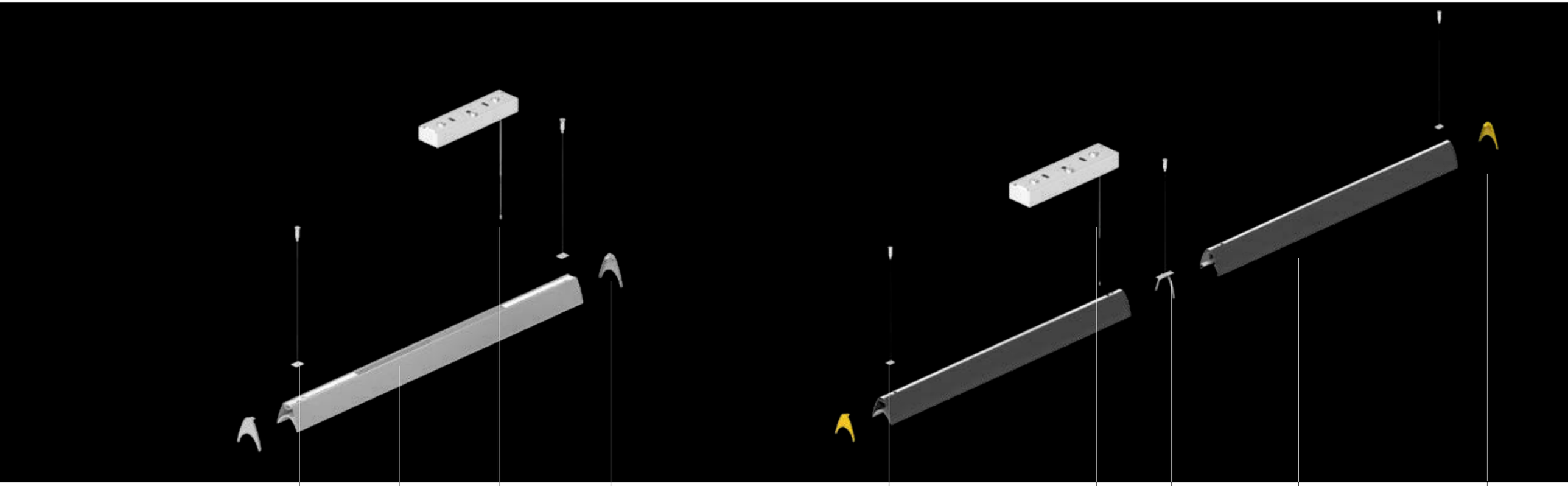

→ 1 MODULE

Terminal suspension kit
Direct / Indirect module
Ceiling rose
End cap

→ MORE THAN 2 MODULES

Terminal suspension kit
Ceiling rose
Intermediate suspension kit
Direct / Indirect module
End cap

Series Y star configuration

JOINT POWERED



END CAP



JOINT END CAP



TERMINAL SUSPENSION KIT



CEILING ROSE



- Small 416x99x65 mm
  x1, x2, x3, x4 modules
  Undimmable
  x1, x2 modules
  Dimmable DALI



- Large 416x139x65 mm
  x3, x4 modules
  Dimmable DALI

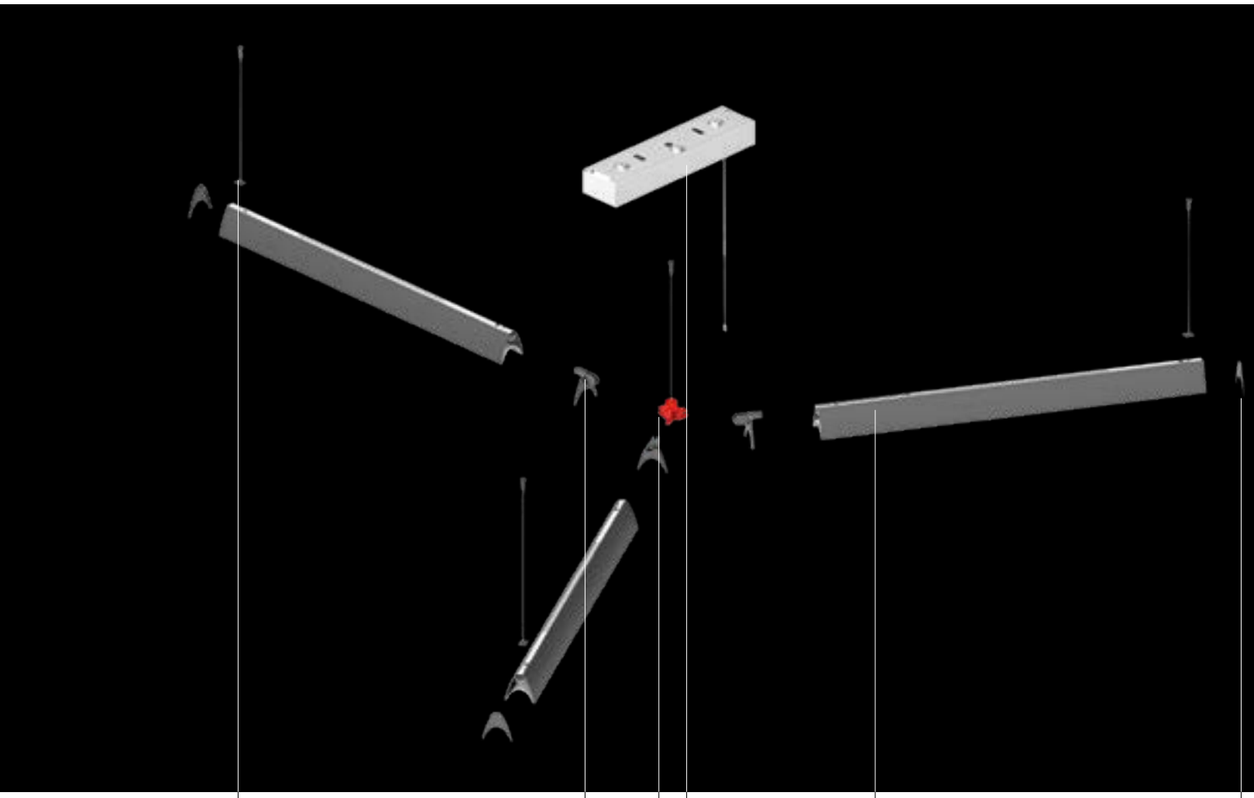

→ 3 MODULES



→ 4 MODULES

Series Y mixed configuration

MECHANICAL JOINT



JOINT WITH CABLE



END CAP



JOINT END CAP



TERMINAL SUSPENSION KIT



CEILING ROSE



- Small 416x99x65 mm
  x1, x2, x3, x4 modules
  Undimmable
  x1, x2 modules
  Dimmable DALI



- Large 416x139x65 mm
  x3, x4 modules
  Dimmable DALI



→ 3+2 MODULES

Terminal suspension kit

Ceiling rose

Intermediate suspension kit

Direct / Indirect module

Joint end cap

Mechanical joint 2X

Joint with cable 2X

End cap

SERIES Y - DIRECT EMISSION UNDIMMABLE

White **01** Black **04** Silver **05**

MacAdam 3SDCM
Life L70 (6K) 50000h
CRI = 90

IP20

DIFFUSED EMISSION

Length	W	CRI	Flux	CCT	Undimmable Code
1120mm	35 W	90	2940 lm	3000K	**AY000.** 01/04/05
			3095 lm	4000K	**AY005.** 01/04/05



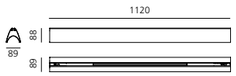

CONTROLLED EMISSION

Length	W	Flux	CCT	Undimmable Code
1120mm	35 W	2559 lm	3000K	**AY010.** 01/04/05
		2694 lm	4000K	**AY015.** 01/04/05



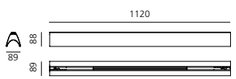

Ceiling rose	Undimmable Code
Rose x 1 module	**AY80101**
Rose x 2 modules	**AY80201**
Rose x 3 modules - linear configuration	**AY80301**
Rose x 3 modules - star configuration	**AY80401**
Rose x 4 modules - linear configuration	**AY80501**
Rose x 4 modules - star configuration	**AY80601**



Small
Undimmable rose
Ceiling rose suitable for all undimmable modules configurations.

LINEAR CONFIGURATION

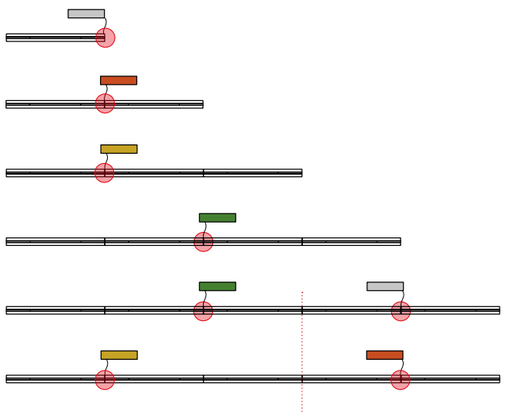

No electrical connection between modules

STAR CONFIGURATION

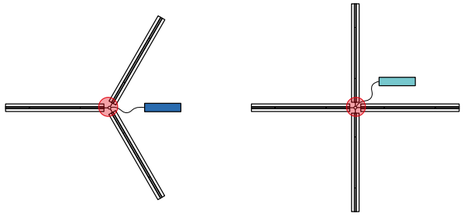

MIXED CONFIGURATION

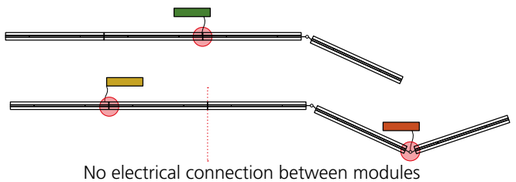

No electrical connection between modules

SERIES Y - DIRECT + INDIRECT EMISSION DIMMABLE

White **01** Black **04** Silver **05**

MacAdam 3SDCM
Life L70 (6K) 50000h
CRI = 90

IP20

DIFFUSED DIRECT EMISSION + BATWING INDIRECT EMISSION

Length	W	Flux	CCT	Dimmable DALI Code
1120mm	35 W direct 20 W indirect	2940 lm direct 1802 lm indirect	3000K	**AY050.** 01/04/05
		3095 lm direct 1897 lm indirect	4000K	**AY055.** 01/04/05



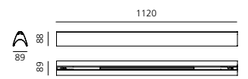

CONTROLLED DIRECT EMISSION + BATWING INDIRECT EMISSION

Length	W	Flux	CCT	Dimmable DALI Code
1120mm	35 W direct 20 W indirect	2559 lm direct 1802 lm indirect	3000K	**AY060.** 01/04/05
		2694 lm direct 1897 lm indirect	4000K	**AY065.** 01/04/05



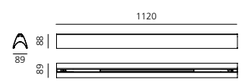

Ceiling rose	Dimmable DALI Code
Rose x 1 module	**AY81101**
Rose x 2 modules	**AY81201**
Rose x 3 modules - linear configuration	**AY81301**
Rose x 3 modules - star configuration	**AY81401**
Rose x 4 modules - linear configuration	**AY81501**
Rose x 4 modules - star configuration	**AY81601**





Small
Dimmable rose
Ceiling rose suitable for 1 or 2 dimmable modules configurations.

Large
Dimmable rose
Ceiling rose suitable for 3 or 4 dimmable modules configurations.

LINEAR CONFIGURATION

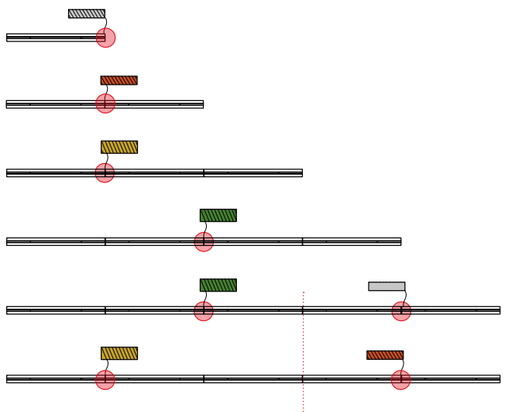

No electrical connection between modules

STAR CONFIGURATION

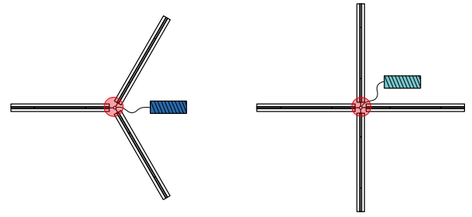

MIXED CONFIGURATION

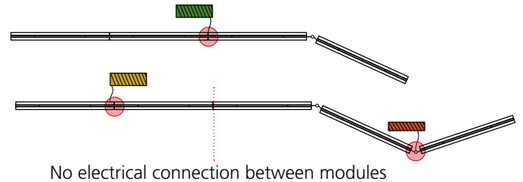

No electrical connection between modules

White **01** Black **04** Silver **05** Red **08** Yellow **15**

Accessories	Code
Terminal suspension kit	**AY50000**
Intermediate suspension kit	**AY51000**
End cap	**AY600.** 01/04 05/08/15
Joint End cap	**AY610.** 01/04 05/08/15

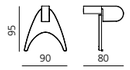

Powered joint	Code
x 2 modules + suspension cable	**AY700.** 01/04 05/08/15
x 3 modules + suspension cable	**AY710.** 01/04 05/08/15
x 4 modules + suspension cable	**AY720.** 01/04 05/08/15

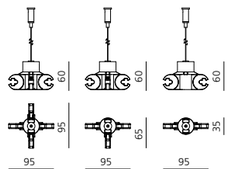

Meccanical joint	Code
x 2 modules + suspension cable	**AY730.** 01/04 05/08/15
x 3 modules + suspension cable	**AY740.** 01/04 **AY750.** 05/08/15
x 4 modules + suspension cable	**AY760.** 01/04 05/08/15

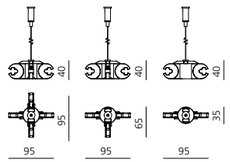

Calipso

Neil Poulton
↪ 2017







Calipso Linear System suspension

Calipso suspension - wall / ceiling



Calipso typologies

STAND ALONE - CEILING



LINEAR L=1200 MM

XF
(>45°)
46 W
2640 lm



LINEAR L=1800 MM

XF
(>45°)
69 W
3960 lm

STAND ALONE - SUSPENSION



LINEAR L=1200 MM

XF
(>45°)
46 W
2640 lm



LINEAR L=1800 MM

XF
(>45°)
69 W
3960 lm

WALL - CEILING



XF
(>45°)
55 W
2884 lm

SUSPENSION



XF
(>45°)
55 W
2884 lm

SYSTEM - SUSPENSION - CEILING



LINEAR SYSTEM L=600 MM

XF
(>45°)
23 W
1320 lm



LINEAR SYSTEM L=1200 MM

XF
(>45°)
46 W
2640 lm



LINEAR SYSTEM L=1800 MM

XF
(>45°)
69 W
3960 lm

The fractal shape of the small circles works as an optical grid and defines a comfort emission.

Round version is available in one diameter (526mm), suspension and ceiling / wall.

Linear version are available in two lengths (1200 and 1800 mm), suspension and ceiling.

System version available in three lengths (600, 1200 and 1800 mm) suspension and ceiling. Can be composed in line or with 90° right or left angles.

Materials: matt white technopolymer body and aluminum structure.

For further information on Calipso
↪ visit artemide.com

CALIPSO

White

XF

The APP driver can not be controlled by DALI dimming system and viceversa.

MacAdam 3SDCM
Life L70 (10K)>35500h
CRI =90

IP20

CALIPSO WALL - CEILING

W	Beam	Flux	CCT	PUSH Code	PUSH & APP Code
55 W	XF	2884 lm	2700K	**0210W10A**	**0210W10APP**
			3000K	**0210010A**	**0210010APP**



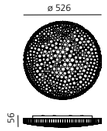

CALIPSO SUSPENSION

W	Beam	Flux	CCT	PUSH Code	PUSH & APP Code
55 W	XF	2884 lm	2700K	**0213W10A**	**0213W10APP**
			3000K	**0213010A**	**0213010APP**



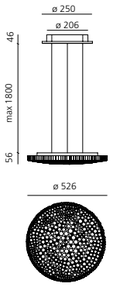

CALIPSO LINEAR STAND ALONE CEILING

Lenght	W	Beam	Flux	CCT	PUSH/DALI Code
1210 mm	43 W	XF	2985 lm	3000K	**0220010A**
1790 mm	63 W	XF	4477 lm	3000K	**0221010A**



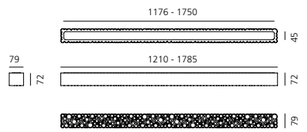

CALIPSO LINEAR STAND ALONE SUSPENSION

Lenght	W	Beam	Flux	CCT	PUSH/DALI Code
1210 mm	43 W	XF	2985 lm	3000K	**0223010A**
1790 mm	63 W	XF	4477 lm	3000K	**0224010A**



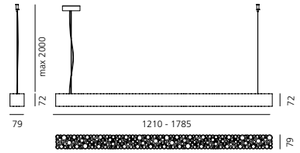

Calipso
↳ linear system



In APP configurations must be only one App master module others must be DALI

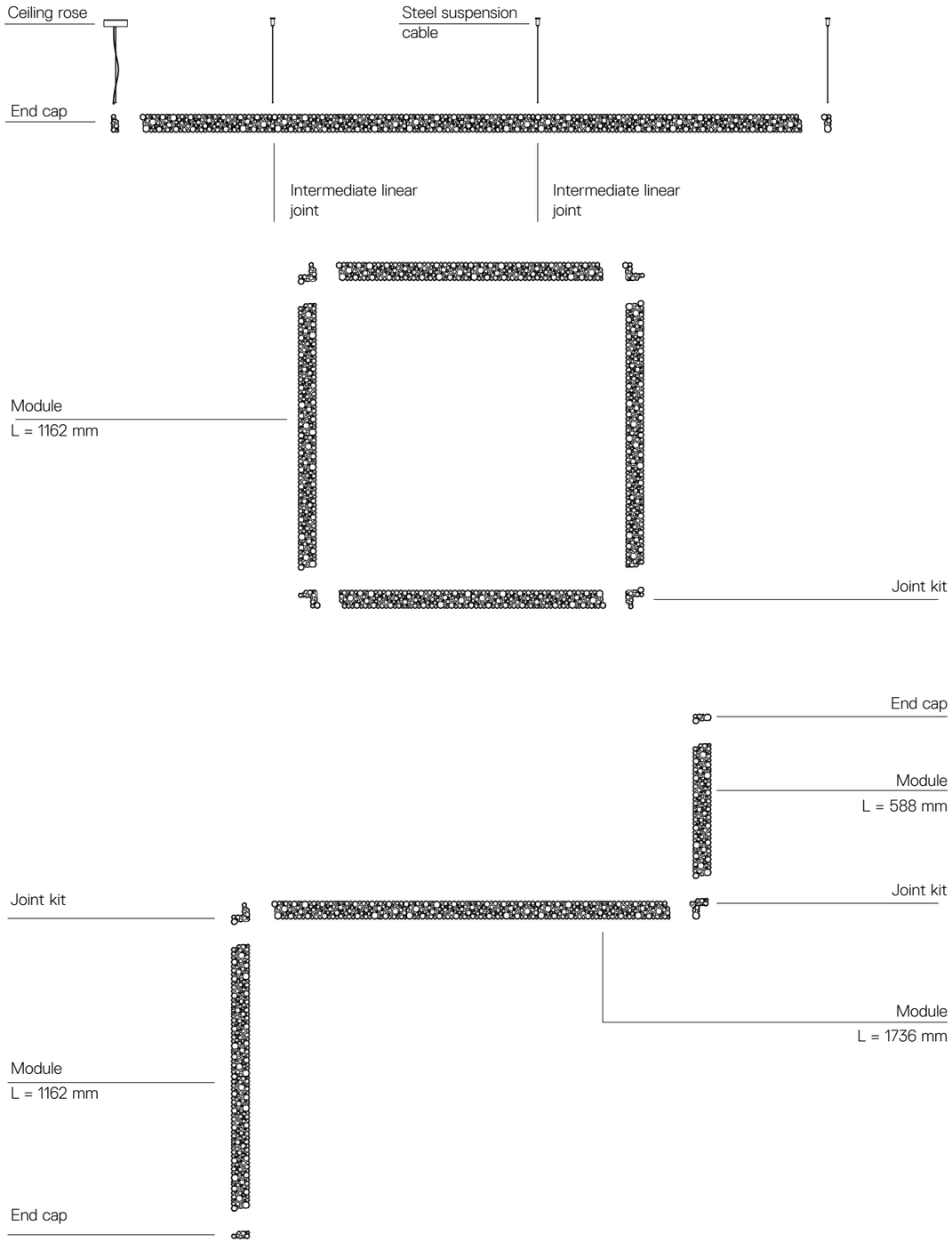

White

XF

The APP driver can not be controlled by DALI dimming system and viceversa.

In APP configurations must be only one App master module others must be DALI

MacAdam 3SDCM
Life L70 (10K)=50000h
CRI =90

IP20

SUSPENSION

Modules					**PUSH/DALI**	**APP**
Lenght	W	Beam	Flux	CCT	Code	Code
588 mm	22 W	XF	1492 lm	3000K	**2013010A**	
1210 mm	43 W	XF	2985 lm	3000K	**2014010A**	**2014010APP**
1785 mm	63 W	XF	4477 lm	3000K	**2015010A**	**2015010APP**



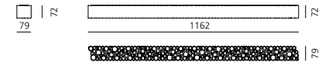

Accessories - suspension		**Code**
	End caps kit (2 pcs)	**2022010A**
	Joint 90° kit (dx/sx)	**2023010A**
	Intermediate linear joint	**2021010A**
	Connection cable To be only used when the power kit is not in the end caps	**2024010A**
	Power kit for suspension modules 1 steel suspension cable + 1 alimentation cable	**2020010A**
	Steel suspension cable Length 1,5 meters	**2266010A**

CEILING

Modules					**PUSH/DALI**	**APP**
Lenght	W	Beam	Flux	CCT	Code	Code
588 mm	22 W	XF	1492 lm	3000K	**2010010A**	
1210 mm	43 W	XF	2985 lm	3000K	**2011010A**	**2011010APP**
1785 mm	63 W	XF	4477 lm	3000K	**2012010A**	**2012010APP**



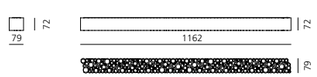

Accessories - ceiling		**Code**
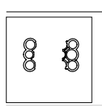	End cap kit (2 pcs)	**2026010A**
	Joint 90° kit (dx/sx)	**2027010A**
	Intermediate linear joint	**2025010A**

Grafa System

Wilmotte&Industries
↪ 2014

Artemide
App
↪on request

For further information on Grafa
↪ visit artemide.com

Modular system with direct emission and indirect with LED high efficiency.

Installation with suspension.

Single mounting, in continuous line by angle (90°), free composition.

Dimmable electronic power supply DALI.

Materials: structure in extruded aluminum anodised matte, top screen with anti-dust polycarbonate, staples in 6 different tones.

Quick adjustment steel suspension cables.

Complies with EN62471, EN60598-1 and other specific standards.

Grafa System typologies

Grafa System driver



SYSTEM MODULES

Module
1200x300
single



Module
1200x300
modular



Module
600x600
single



Module
600x600
modular linear



Module
600x600
modular angular



SUSPENDED ACCESSORIES

Single Clip



Angular Brackets

Double Clip



Mixed Modules Brackets

Angular Clip



DRIVER LINKS

Kit driver 1X - end links
2 possible positions A-B

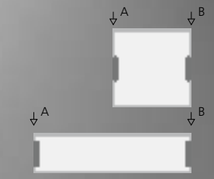

Kit driver 2X - central links
3 possible positions A-B-C

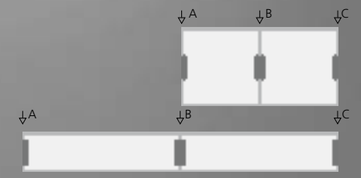

Kit 3X central links
2 possible positions A-B

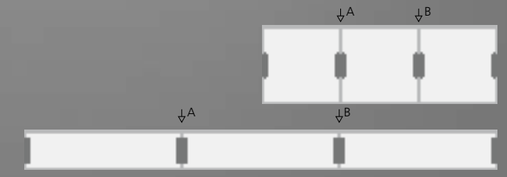

Kit 4X central links
one possible position A

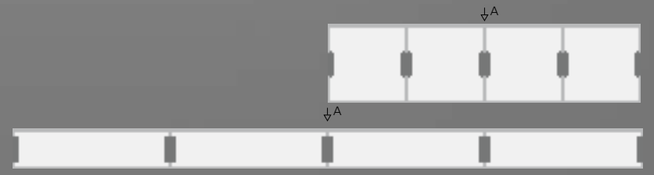

Grafa System configuration

MODULES

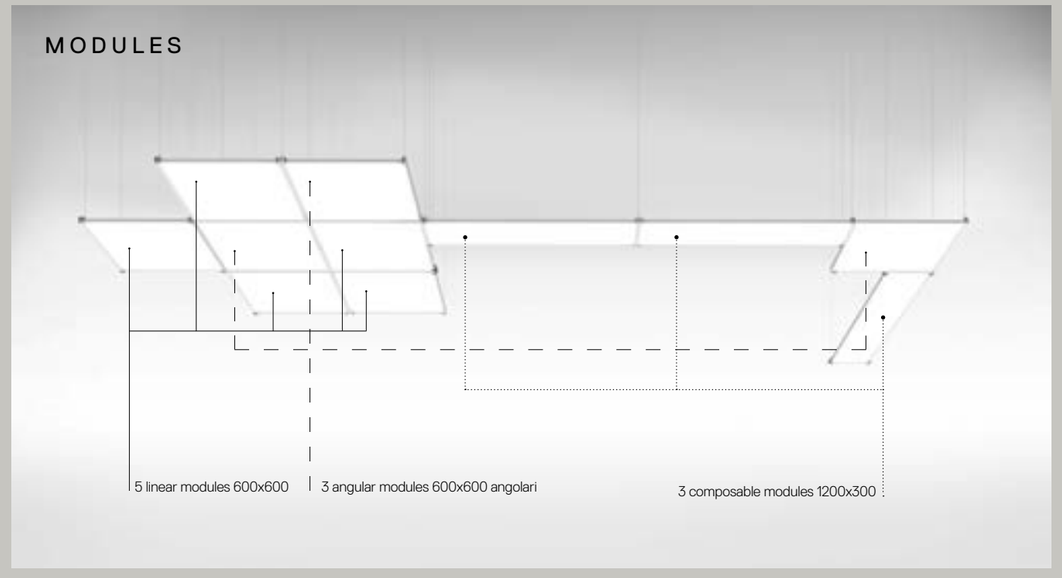

CLIPS

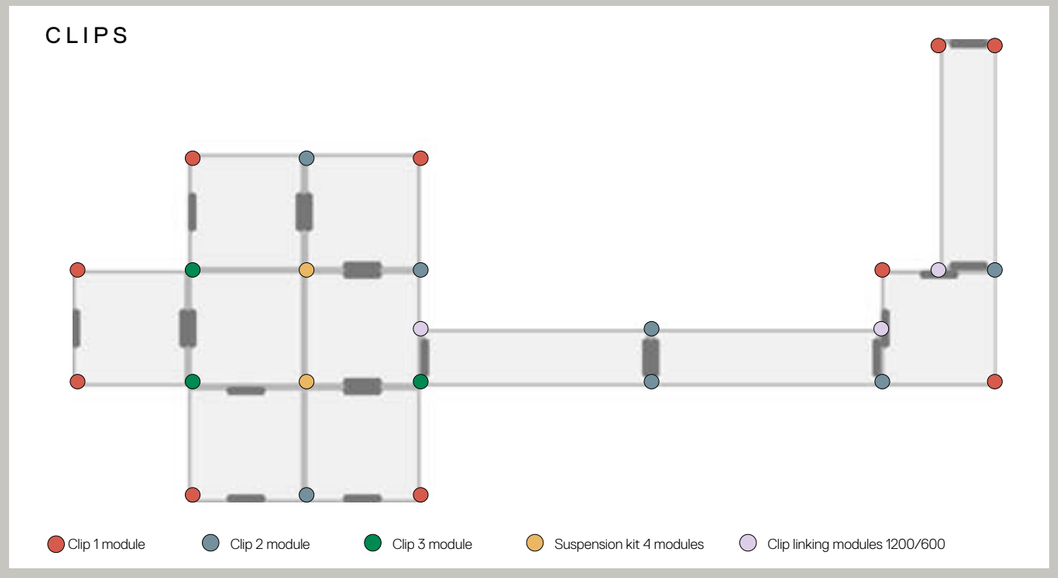

POWER SUPPLIES

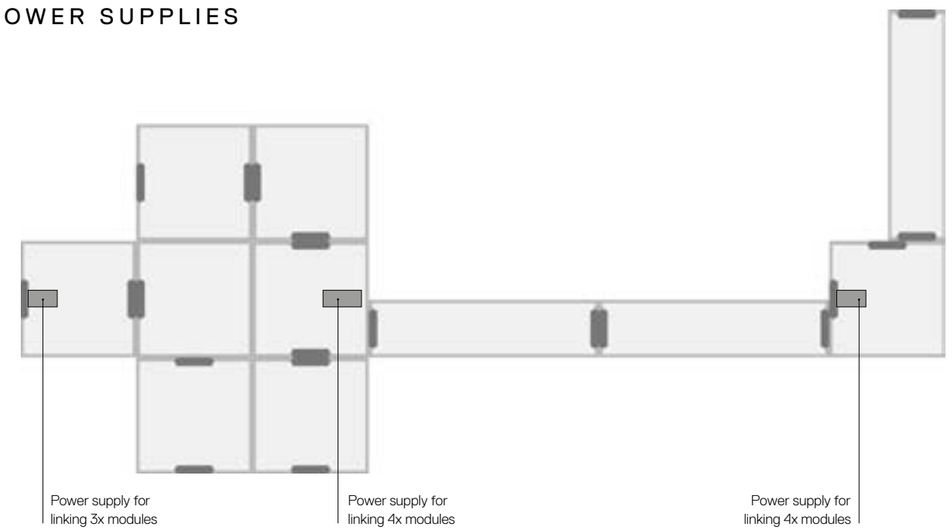

SUSPENSION

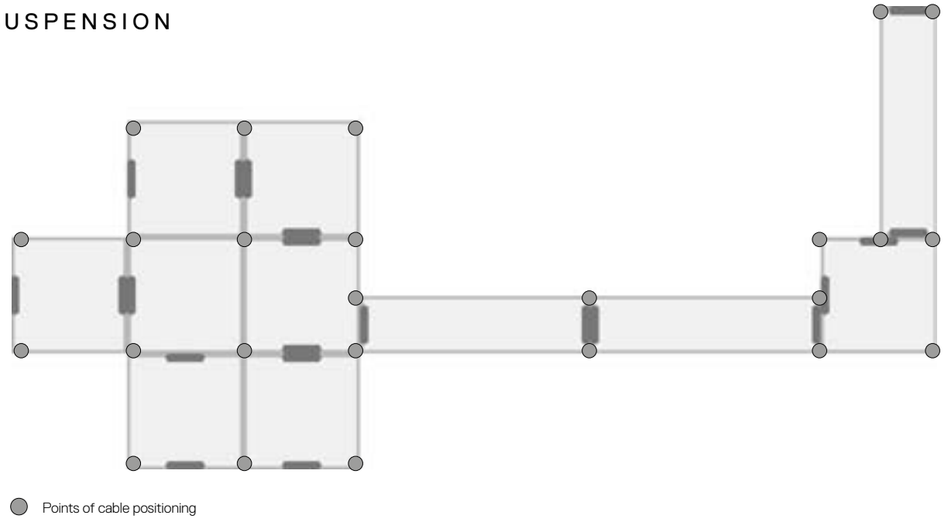

Silver

XF

Clips supplied separately.
Driver SELV supplied separately.

MacAdam 2SDCM
Life L70 (6K) 50000h
UGR < 19
CRI =80 (typ.)

IP20

White **20**

Black **10**

Blue **30**

Green **50**

Grey **00**

Red **40**

Structural Module 600x600

Cables	W	Weight	Beam	Flux	CCT	Code
linear	39 W	4,00 kg	XF	3400 lm	3000 K	**M3003W61**
				3886 lm	4000 K	**M3003N61**
angular	39 W		XF	3400 lm	3000 K	**M3004W61**
				3886 lm	4000 K	**M3004N61**



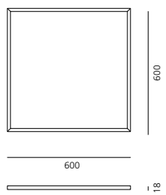

Structural Module 1200x300

W	Weight	Beam	Flux	CCT	Code
39 W	4,00 kg	XF	3207 lm	3000 K	**M3001W61**
			3665 lm	4000 K	**M3001N61**



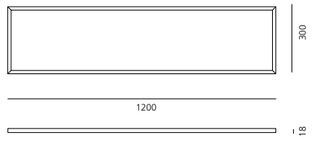

Clips

		Color	Code
	**1 Clips suspension** for singular module 600x600 or 1200x300	○	**M3010.20**
			M3010.30
			M3010.50
			M3010.00
			M3010.10
			M3010.40
	**1 Clips suspension and connection** for 2 modules on the same line 600x600 or 1200x300	○	**M3011.20**
			M3011.30
			M3011.50
			M3011.00
			M3011.10
			M3011.40
	**1 Clips supension and connection** for 3 modules at 90° 600x600	○	**M3012.20**
			M3012.30
			M3012.50
			M3012.00
			M3012.10
			M3012.40
	**1 Suspension kit and central connection** for 4 modules 600x600	○	**M3013.20**
			M3013.30
			M3013.50
			M3013.00
			M3013.10
			M3013.40
	**1 Clips supension and connection** with modules 1200x300 or 600x600	○	**M3014.20**
			M3014.30
			M3014.50
			M3014.00
			M3014.10
			M3014.40

Driver

			Dimmable DALI Code
	**Rose x 1 module** 1 power cable – max. length 1500 mm Occupies 1 DALI address	End	**M300591**
	Rose x 2 modules 1 power cable – max. length 1500 mm 1 connection cable 1 power connection cover Occupies 1 DALI address	End and Central	**M300691**
	Rose x 3 modules 2 power cables – max. length 1500 mm 1 connection cable 1 power connection cover Occupies 2 DALI addresses	Central	**M300791**
	Rose x 4 modules 2 power cables – max. length 1500 mm 2 connection cables 2 power connection covers Occupies 2 DALI addresses	Central	**M300891**
	**Recess kit for roses** 1/2/3/4 modules 105 x 450 mm		**M300900**

Grafa
↳ Stand-alone

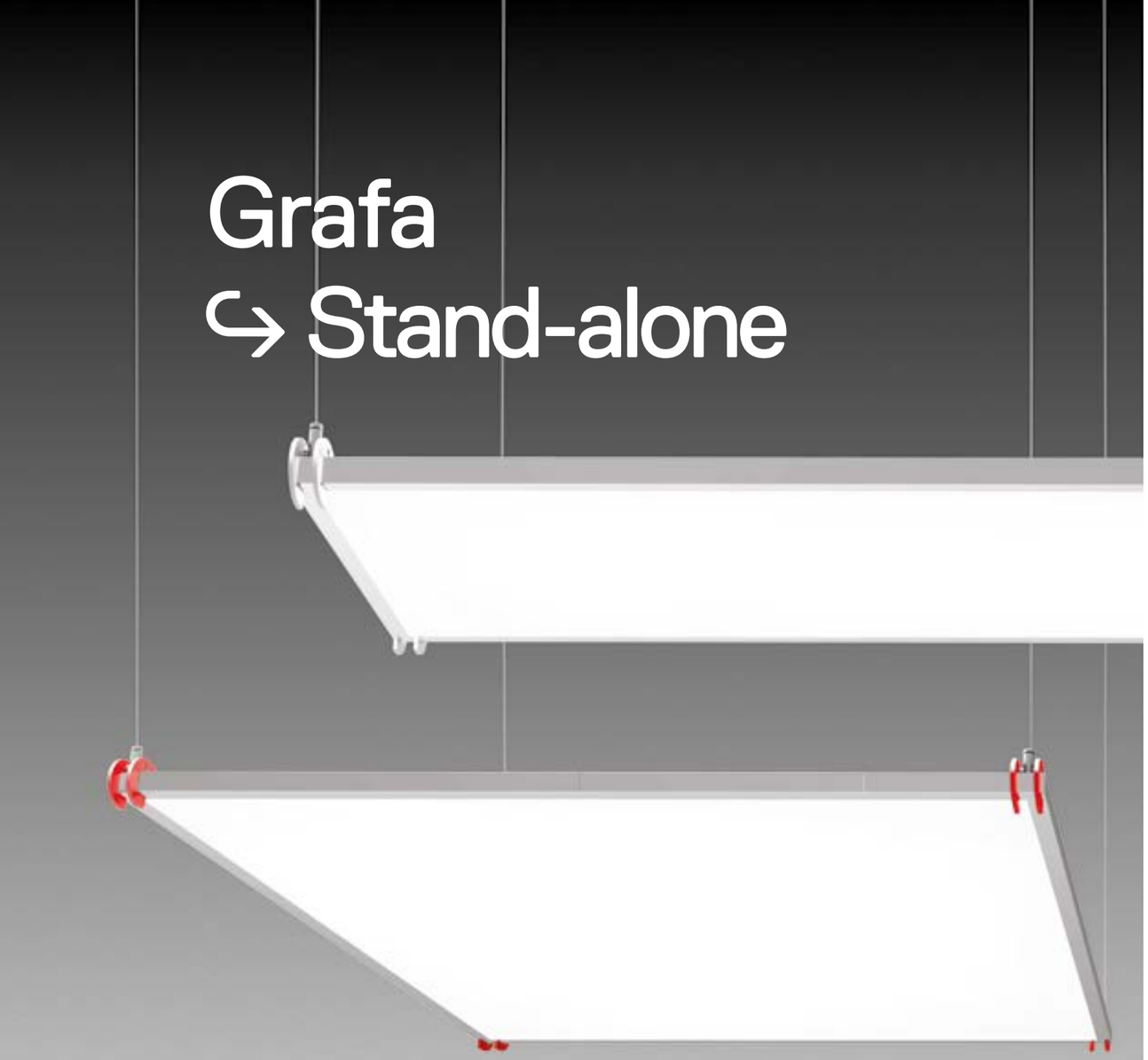

↳ GRAFA STAND-ALONE

Silver	XF	White	Black	Blue	Green	Grey	Red
		20	**10**	**30**	**50**	**00**	**40**

MacAdam 2SDCM
Life L70 (6K) 50000h
UGR < 19
Clips supplied separately..
220/240Vac 50/60Hz electronic ballast included.
Occupies 1 DALI destination.

IP20

Structural module 600x600 Stand-Alone

W	CRI	Weight	Beam	Flux	CCT	DALI+SwitchDim Code
39 W	=80 (typ.)	4,00 kg	XF	3400 lm	3000 K	**M3002W61**
				3886 lm	4000 K	**M3002N61**



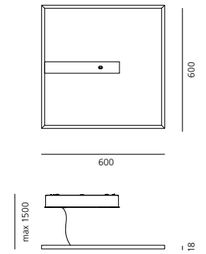

Structural module 1200x300 Stand-Alone

W	CRI	Weight	Beam	Flux	CCT	DALI+SwitchDim Code
53 W	=80 (typ.)	4,00 kg	XF	5766 lm	3000 K	**M3000W61**
				6589 lm	4000 K	**M3000N61**



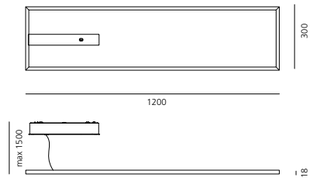

Clips

	Color	Code
 4 Clips singular module		**M3016.20**
		M3016.30
		M3016.50
		M3016.00
		M3016.10
		M3016.40

 Recess kit for roses **1/2/3/4 modules**	**M3015.00**

105 x 200 mm

Pad System

Carlotta de Bevilacqua
↪ 2012

Modular system with direct emission and indirect with LED high efficiency.

Ultra thin profile

Edge Backlighting Technology

Installation with suspension.

Single mounting, in continuous line by angle (90°),
free composition.

Dimmable electronic power supply DALI-SwitchDim.

Materials: structure in extruded aluminum.

Suspension cables in steel with quick adjustment.

Complies with EN62471, EN60598-1 and other
specific standards.

For further information on Pad System
↪ visit artemide.com

Artemide
App
↪ on request

Pad System configuration





1xM305621+2xM3051N21+1xM305320+1xM305220

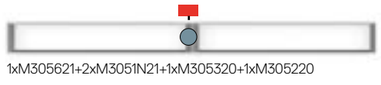

1xM305621+2xM3051N21+1xM305320+1xM305220



1xM305821+3xM3051N21+2xM305320+1xM305220



1xM305621+1xM305521+3xM3051N21+2xM305320+1xM305220

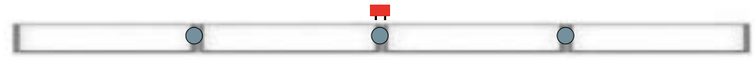

1xM305921+4xM3051N21+3xM305320+1xM305220



2xM305621+4xM3051N21+3xM305320+1xM305220

- Kit driver linear connector (1M; 2M)
- Kit driver linear and angular connector (1M+1M; 1M+2M; 2M+2M)
- Linear connector
- Angular connector

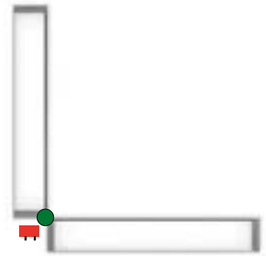

1xM305721+2xM3051N21+1xM305420+1xM305220



1xM305821+3xM3051N21+1xM305420+1xM305320+1xM305220

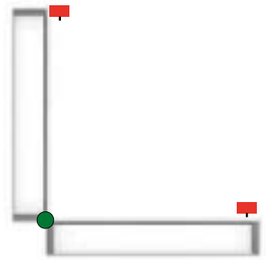

2xM305521+2xM3051N21+1xM305420+1xM305220



1xM305521+1xM305621+3xM3051N21+1xM305420+1xM305320+1xM305220

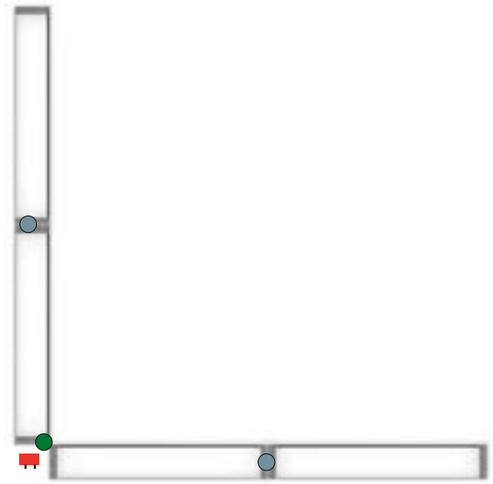

1xM305921+4xM3051N21+1xM305420+2xM305320+1xM305220

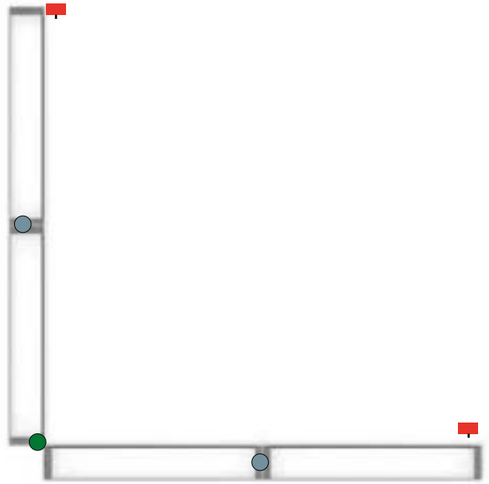

2xM305621+4xM3051N21+1xM305420+2xM305320+1xM305220

White

XF

MacAdam 2SDCM **IP**20
Life L70 (6K) 50000h
UGR <19
CRI =80

PAD SYSTEM

W	Weight	Beam	Flux	CCT	Code
39 W	4,03 kg	XF	3062 lm	3000 K	**M3051W21**
			3499 lm	4000 K	**M3051N21**

Driver SELV supplied separately.





Accessories	Code
End cap + suspension kit	**M305220**
Linear joint +2 suspension kit	**M305320**
90° shaped connector +2 suspension kit	**M305420**

Accessories	Code
Kit driver linear connector 1M Occupies 1 DALI address.	**M305521**
Kit driver linear connector 2M Occupies 1 DALI addresses.	**M305621**
Kit driver linear and angular connector 1M+1M Occupies 1 DALI addresses.	**M305721**
Kit driver linear and angular connector 1M+2M Occupies 2 DALI addresses.	**M305821**
Kit driver linear and angular connector 2M+2M Occupies 2 DALI addresses.	**M305921**
Recess kit for roses 1/2/3/4 modules 105 x 450 mm	**M300900**

PAD SYSTEM STAND-ALONE

W	Weight	Beam	Flux	CCT	DALI - SwitchDim Code
53 W	4,03 kg	XF	5569 lm	3000 K	**M3050W21**
			6365 lm	4000 K	**M3050N21**

UGR<19
220/240Vac 50/60Hz electronic ballast included.



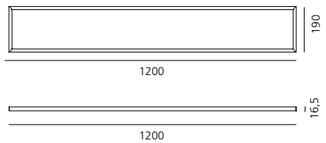

Recess kit for roses	Code
105 x 200 mm	**M301500**



Uglare 19

↳ 2015

Uglare is 600x600 and 300x1200 recessed ceiling light, suited to illuminate working areas with video-terminals.

Its strong steel and aluminium mechanical construction and high performance (over 100lm/W for the 4000K version), as well as the possibility to adjust the luminous flow, make this appliance ideal to illuminate work areas that require minimum incidence in terms of actual and perceived volumes of lighting systems.

Artemide App
↳ on request

↳ UGLARE 19

Glossy white
20

XF

220/240Vac 50/60Hz electronic ballast included.

MacAdam 4SDCM
Life L70 (10K) 50000h
UGR <19
CRI =80

IP40
650°
IK10

600x600

W	Weight	Beam	Flux	CCT	Dimmable 1:10V Code
35 W	3,90 kg	XF	3132 lm	3000 K	**M032500**
			3257 lm	4000 K	**M032600**



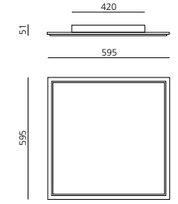

300x1200

W	Weight	Beam	Flux	CCT	Dimmable 1:10V Code
35 W	3,90 kg	XF	3117 lm	3000 K	**M031500**
			3304 lm	4000 K	**M031600**



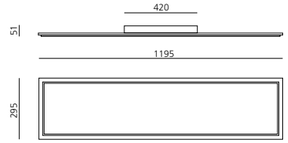

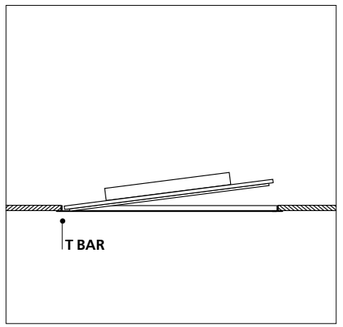

Installation with luminaire incorporated into the 600 modular ceiling structure.

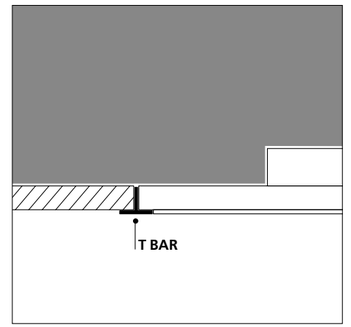

For further information on Uglare19
↳ visit artemide.com

Chocolate floor

a.g.Licht
↪ 2013

Luminous flux distribution: Version 1 desk – 800x1600mm: Total flux produced consists of 35% direct emission and 65% indirect emission.

Version 2 desk – 1600x1600mm: Total flux produced consists of 50% direct emission and 50% indirect emission.

Two options of light management: dimmable with manual independent control of direct and indirect emission, or Interactive DALI system offering automatic control of illumination on the working plane. A single button allows you to set the desired light with Interactive DALI option.

2 colours: brown and white.

Materials: head and stem in polished aluminium, base in polished aluminium, optics in metallized plastic, diffuser in clear polycarbonate.

Compliant with standard EN60598-1 and other specific regulations.

For further information on Chocolate
↪ visit artemide.com



Chocolate terra LED 1-desk



Chocolate terra LED 2-desks





The innovative optic system,specifically made with 108 micro-reflectors, allows a dazzle-free, controlled and concentrated light emission for single workspaces(800x1600mm, 1-desk version)or double workspaces (1600x1600mm,2-desks version).



The aluminium profile works as heat sink to dissipate heat.
Driver and components are located in the central compartment.
The 4 LEDs located in each corner are protected by an integral anti-dust screen.

↳ CHOCOLATE TERRA LED

White **2** Brown **1** XF

MacAdam 4SDCM direct
MacAdam 3SDCM indirect
Life L70 (6K) 36300h direct
Life L70 (6K) 50000h indirect
CRI= 80

IP20

1 DESK

W	Weight	Flux	CCT	Dimmable Code	Interactive DALI Code
51 W indirect 30 W direct	14 kg	3771 lm 1614 lm	3000 K	**M0362.** 1/2 **.1**	**M0362.** 1/2 **.6**
		4036 lm 1727 lm	4000 K	**M0363.** 1/2 **.1**	**M0363.** 1/2 **.6**



Direct emission

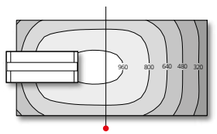

Indirect emission

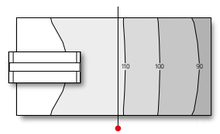

Double emission

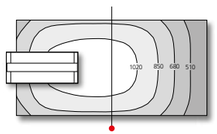

• **UGR < 19** transversely to a table

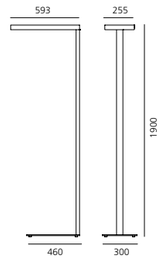

2 DESKS

W	Weight	Flux	CCT	Dimmable Code	Interactive DALI Code
50 W indirect 45 W direct	14 kg	3680 lm 2984 lm	3000 K	**M0364.** 1/2 **.1**	**M0364.** 1/2 **.6**
		3938 lm 3193 lm	4000 K	**M0365.** 1/2 **.1**	**M0365.** 1/2 **.6**

Direct emission

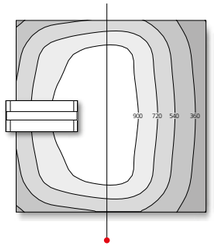

Indirect emission

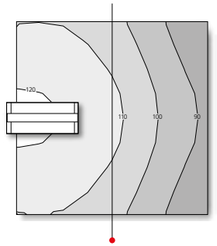

Double emission

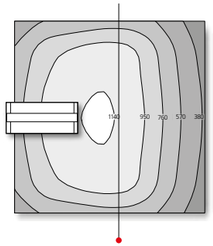

• **UGR < 19** transversely to a table

ECO COMFORT

One power W	Weight	Flux	CCT	Undimmable Code	Dimmable Code	Interactive DALI Code
26 W indirect 51 W direct	14 kg	4120 lm 3399 lm	3000 K	**M0366W.**1/2 **.0**	**M0366W.**1/2 **.1**	**M0366W.**1/2 **.6**
		4339 lm 3580 lm	4000 K	**M0366N.** 1/2 **.0**	**M0366N.** 1/2 **.1**	**M0366N.** 1/2 **.6**





Chocolate suspension

a.g. Licht
↪ 2009

White **2** Brown **1** XF

220/240Vac 50/60Hz electronic ballast included.

MacAdam 4SDCM
Life L70 (6K) 50000h indirect
CRI= 80

IP20
850°

W	Weight	Flux	CCT	Undimmable Code	DALI dimmable Code
63 W	4,6Kg	3868 lm	3000 K	**M1136.** 1/2 **.0**	**M1136.** 1/2 **.1**
		4136 lm	4000 K	**M1137.** 1/2 **.0**	**M1137.** 1/2 **.1**

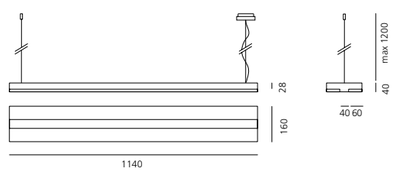

Artemide
App
↪on request



Chocolate wall

a.g. Licht
↪ 2008

White **2** Brown **1** XF

220/240Vac 50/60Hz electronic ballast included.

MacAdam 4SDCM
Life L70 (6K) 50000h indirect
CRI= 80

IP20
850°

L 585 W	Weight	Flux	CCT	Undimmable Code
16 W	1,9Kg	1210 lm	3000 K	**M1124.** 1/2 **.0**
			4000 K	**M1125.** 1/2 **.0**

L 1145 W	Weight	Flux	CCT	Undimmable Code
31 W	3,7Kg	2262 lm	3000 K	**M1126.** 1/2 **.0**
		2420 lm	4000 K	**M1127.** 1/2 **.0**

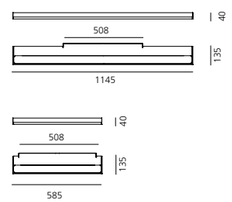

Artemide
App
↪on request

Surf System

Neil Poulton
↳ 1998

Surf System configuration

SURF SYSTEM SUSPENSION

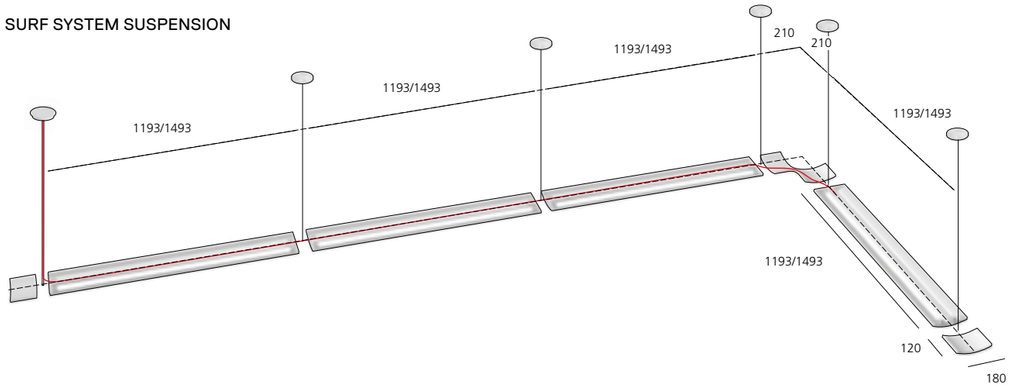

SURF SYSTEM WALL

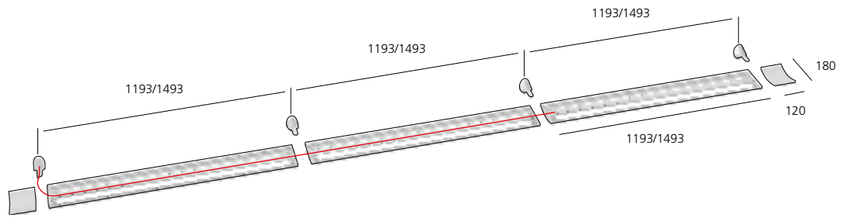

High-performing LED with indirect emission.

Ceiling-mounted or suspended.

Single installation, in line or angled
(L-shaped / 90°, 2-ways, 3-ways, 4-ways).

Non-dimmable electronic power supply,
DALI dimmable or interactive DALI system,
combining presence detector and daylight sensor.

Materials: white painted extruded aluminium body, extruded polycarbonate dust-protective screen.

'Quick'-adjustable steel suspension cables.

Compliant to standard EN62471, EN60598-1
and other specific regulations.

For further information on Surf System
↪ visit artemide.com

Artemide App
↪ on request

Eurizon Capital - Milan (Italy)
Arch: Silvia Suardi, Segzin Aksu, Photo: Beppe Raso

White

XF

220/240Vac 50/60Hz electronic ballast included.

MacAdam 3SDCM
Life L90 (20K)=50000h
CRI=80

IP20
960°

W	Length	Weight	Flux	CCT	Undimmable Code	Dimmable DALI Code
53 W	1193 mm	5,10 kg	6223 lm	3000 K	**BD00001**	**BD01001**
			6544 lm	4000 K	**BD00101**	**BD01101**





Accessories	Code
End cap 120x180 mm 0,70 kg	**M090220**
L-shaped connector 300x300 mm 1,50 kg	**M090320**
3-way connector 421x300 mm 2,30 kg	**M090420**
4-way connector 421x421 mm 3,00 kg	**M090520**
Steel suspension cable ceiling plate ⌀100 mm	**M090620**
3 core suspension cable (3x1,5 mm^2) ceiling plate ⌀100 mm L 1100 mm	**M090720**
5 core suspension cable (3x1,5 mm^2 +2x0,5 mm^2) ceiling plate ⌀100 mm L 1100 mm	**M091820**

	Code
Wall fixing without power supply 55x90 mm protusion 50 mm	**M090820**
Wall fixing with power supply (3/5 poles) 55x90 mm protusion 50 mm	**M090920**

Surf Wall

Neil Poulton
↪ 1998



High-performing LED wall-mounted light fitting.
More than 3400 lm flux installed.
High efficiency: more than 70 lumen per watt.
Materials: body in white painted aluminium.
Non-dimmable electronic power supply
or dimmable DALI options.
Compliant to standard EN62471, EN60598-1
and other specific regulations.

For further information on Surf Wall
↪ visit artemide.com

White

XF

220/240Vac 50/60Hz electronic ballast included.

MacAdam 3SDCM
Life L70 (6K)> 50000h
CRI=80 (typ.)

IP20
960°

SURF WALL 300

W	Weight	Beam	Flux	CCT	Undimmable Code	DALI Code
35 W	1,40 kg	XF	2930 lm	3000 K	**M060120**	**M060121**
			3078 lm	4000 K	**M060220**	**M060221**



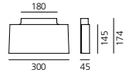

LED retrofit (R7s)

W	Weight	Beam	Color	Code
max 300 W R7s	1,00 kg	XF	○	**M060955**



Acoustic
↳ Collection

Break area at Artemide Booth in Euroluce 2017, Milan | 2017

Eggboard

Giacobone & Roj - Progetto CMR
↳ 2014

For further information on Eggboard
↳ visit artemide.com

CIVIR Project, Design Office Stuttgart Tower, Stuttgart | 2016





CMR Project, Design Office Stuttgart Tower, Stuttgart | 2016



Samuel Creations, Dubai (UAE) | 2017

Eggboard typologies

Artemide App

SUSPENSION



EGGBOARD MATRIX
1600X800



EGGBOARD ACOUSTIC
1600X800



EGGBOARD MATRIX
800X800



EGGBOARD ACOUSTIC
800X800

SUSPENSION



EGGBOARD BAFFLE
1600X400



EGGBOARD BAFFLE
800X400



EGGBOARD DIFFUSED
1600X400



EGGBOARD ACOUSTIC
1600X400
1600X800

WALL / CEILING



EGGBOARD 1600 X 800

Acoustic panel without light emission

(optional backlighting modules to be ordered separately)



EGGBOARD 1600 X 400

Acoustic panel without light emission

(optional backlighting modules to be ordered separately)



EGGBOARD 800 X 800

Acoustic panel without light emission

(optional backlighting modules to be ordered separately)



EGGBOARD 800 X 400

Acoustic panel without light emission

(optional backlighting modules to be ordered separately)

CEILING



EGGBOARD BAFFLE
1600X400



EGGBOARD BAFFLE
800X400



EGGBOARD DIFFUSED
1600X400

Eggboard
↳ Matrix

Suspension appliance with sound-absorbing properties ensured by an unusual sinusoidal cross-section design of the lower surface and the use of a sound-absorbing material.

Acoustic efficiency is ensured within a limited space by positioning at approximately one metre above the head of the speaker and listener.

Direct emission: a board with a high number of low-voltage LEDs ensures maximum lighting comfort.

Reflectors can be rotated for use on single or counterposed double desk.

Complies with the norms on office activities that involve the use of video-terminals (UGR<19).

Available in 3 colours (white, grey, green) and 2 different sizes (1600X800mm - 800X800mm).



↳ EGGBOARD MATRIX 1 DESK



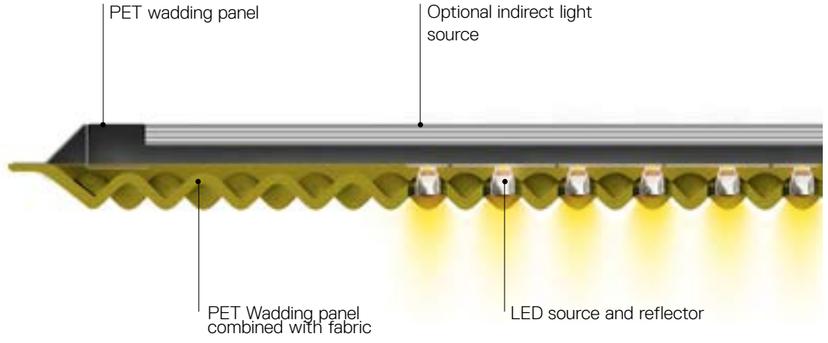

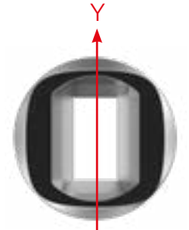

Rotating the elliptic-beam reflector along the Y axis allows to use the product to illuminate one workstation.

UGR < 12

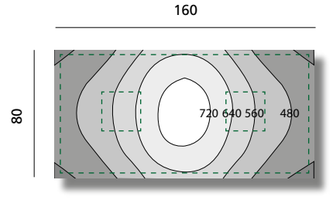



↳ EGGBOARD MATRIX 2 DESK



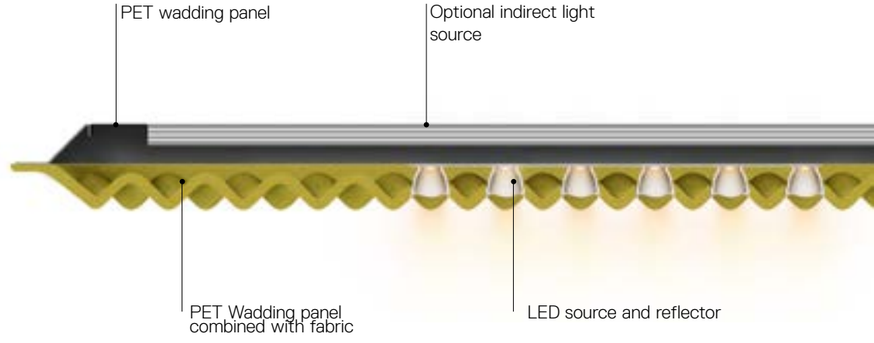



Rotating the elliptic-beam reflector along the X axis allows to use the product to illuminate two workstations.

UGR < 17

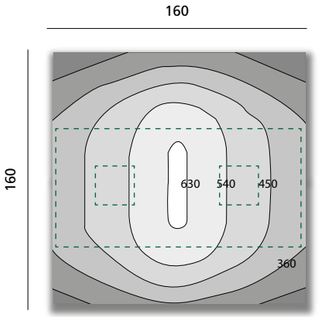





↳ EGGBOARD ACOUSTIC PANEL

The sound-absorbing material acts by reducing the reverberation time (i.e. the time required to reduce any noise inside the room by 60 db, so as to ensure that any echoes due to reflections on the walls are inaudible).

The frequency of human voice typically ranges from 1 to 4 kHz.

The use of materials capable to reduce these frequencies allows better understanding of speech and prevents the need to talk loudly to cover the background noise.

The sound-absorbing appliance should be located 400-600 mm off the ceiling to ensure optimal operation.



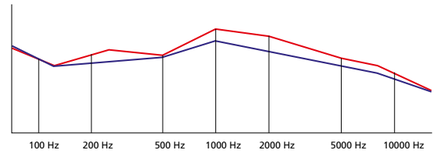

No sound-absorbing material

Noise reduction with Eggboard installed 60 cm off the ceiling

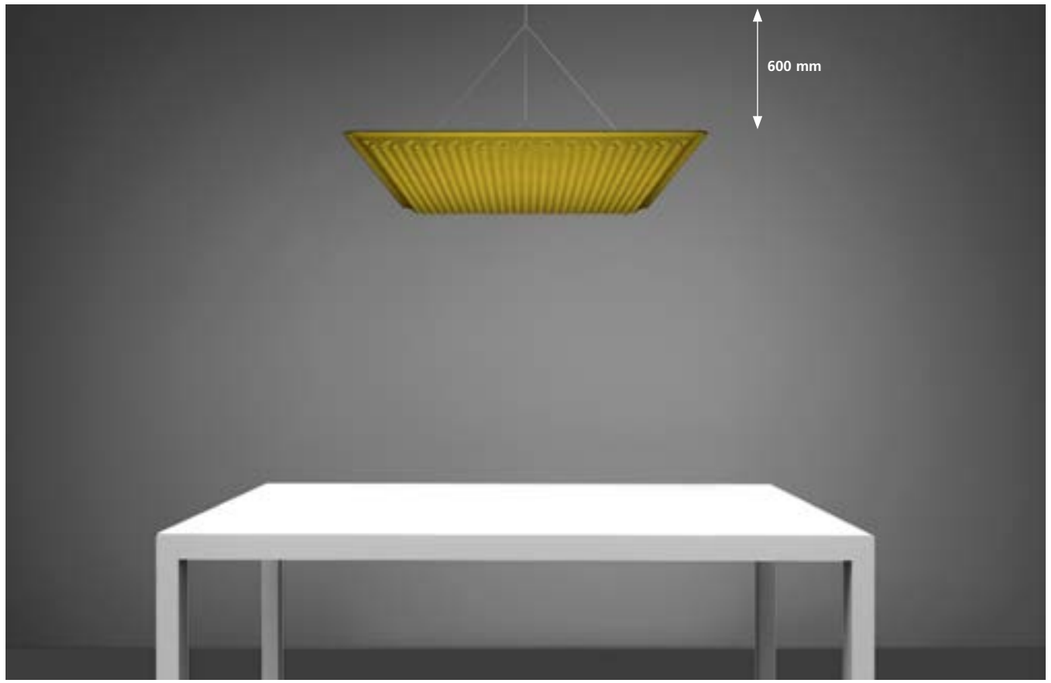

↳ EGGBOARD MATRIX

White cream **2.** | Grey **9.** | Green **5.** | XF

220/240Vac 50/60Hz electronic ballast included.

MacAdam 3SDCM
Direct: Life L90 (10K)>60000h
CRI =90
Indirect: Life L80 (10K)>55000h
CRI =80

IP20
UGR<19

1600x800

Direct

W	Weight	Beam	Flux	CCT
31 W	16,5 kg	XF	2402 lm	3000 K
			2488 lm	4000 K

Dimmable DALI

Code	
M3100W.	2/9/5 **.1**
M3100N.	2/9/5 **.1**



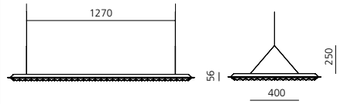

Direct + Indirect

W	Weight	Beam	Flux	CCT
31 W direct 44 W indirect	17,68 kg	XF	2402 lm direct 4030 lm indirect	3000 K
			2488 lm direct 4234 lm indirect	4000 K

Dimmable DALI

Code	
M3101W.	2/9/5 **.1**
M3101N.	2/9/5 **.1**



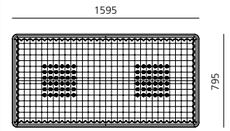

Without light

Weight
10 kg

Code	
M3108.	2/9/5 **.0**



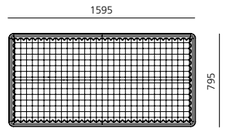

800x800

Direct

W	Weight	Beam	Flux	CCT
16 W	9,20 kg	XF	1200 lm	3000 K
			1244 lm	4000 K

Dimmable DALI

Code	
M3102W.	2/9/5 **.1**
M3102N.	2/9/5 **.1**



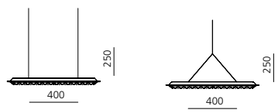

Direct + Indirect

W	Weight	Beam	Flux	CCT
16 W direct 23 W indirect	9,70 kg	XF	1200 lm direct 2015 lm indirect	3000 K
			1244 lm direct 2117 lm indirect	4000 K

Dimmable DALI

Code	
M3103W.	2/9/5 **.1**
M3103N.	2/9/5 **.1**



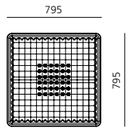

Without light

Weight
5 kg

Code	
M3109.	2/9/5 **.0**



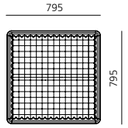



Eggboard
↳ Baffle



↳ EGGBOARD BAFFLE

White cream **21** | Grey **91** | Green **51** | XF

220/240Vac 50/60Hz electronic ballast included.

For the suspension version, order the ceiling rose or the APP kit separately.

For the ceiling version, order only the APP kit separately.

MacAdam 3SDCM
Direct: Life L90 (10K)>60000h CRI =90
Indirect: Life L80 (10K)>55000h CRI =80

IP20 UGR<19

1600x400 SUSPENSION / CEILING

Direct				
W	Emission	Beam	Flux	CCT
20 W	sharp	XF	1468 lm	3000 K
			1521 lm	4000 K

Dimmable DALI	
Code	
AZ212.	21/91/51
AZ214.	21/91/51



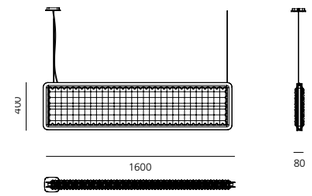

1600x400 SUSPENSION

Direct + Indirect				
W	Emission	Beam	Flux	CCT
20 W	direct sharp	XF	1468 lm direct	3000 K
41 W	indirect diffused		4927 lm indirect	
			1521 lm direct	4000 K
			5147 lm indirect	

Dimmable DALI	
Code	
AZ222.	21/91/51
AZ224.	21/91/51

800x400 SUSPENSION / CEILING

Direct				
W	Emission	Beam	Flux	CCT
9 W	sharp	XF	667 lm	3000 K
			691 lm	4000 K

Dimmable DALI	
Code	
AZ112.	21/91/51
AZ114.	21/91/51



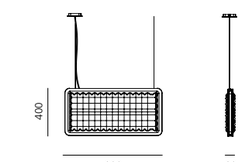

800x400 SUSPENSION

Direct + Indirect				
W	Emission	Beam	Flux	CCT
9 W	direct sharp	XF	667 lm direct	3000 K
17 W	indirect diffused		1971 lm indirect	
			691 lm direct	4000 K
			2059 lm indirect	

Dimmable DALI	
Code	
AZ122.	21/91/51
AZ124.	21/91/51

1600x400 SUSPENSION / CEILING DIFFUSED

Direct				
W	Emission	Beam	Flux	CCT
41 W	diffused	XF	2715 lm	3000 K
			2837 lm	4000 K

Dimmable DALI	
Code	
AZ232.	21/91/51
AZ234.	21/91/51



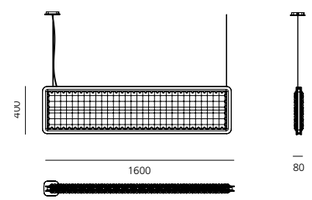

1600x400 SUSPENSION DIFFUSED

Direct + Indirect				
W	Emission	Beam	Flux	CCT
41 W	direct diffused	XF	2715 lm direct	3000 K
41 W	indirect diffused		4927 lm indirect	
			2837 lm direct	4000 K
			5147 lm indirect	

Dimmable DALI	
Code	
AZ242.	21/91/51
AZ244.	21/91/51

Accessories	
	Code
Canopy + 1 power cable L 210, dimmable DALI only for suspension	**AZ92000**
APP power supply kit for suspension + 1 power cable L 210	**AZ92100**
BLL DALI interface for APP	**AZ92200**

↳ EGGBOARD ACOUSTIC PANEL / BAFFLE / BACKLIGHT

White cream **21** | Grey **91** | Green **51** | XF

IP20

EGGOARD BAFFLE SUSPENSION / CEILING

Acoustic panel
1600 x 800
1600 x 400

Code	
AZ300.	21/91/51
AZ200.	21/91/51



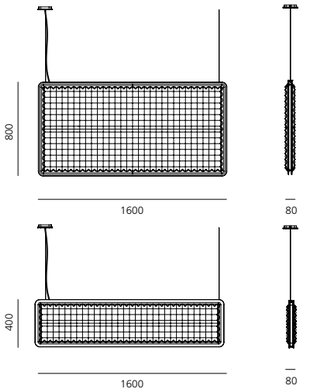

WALL - CEILING

Acoustic panel
1600 x 800
1600 x 400
800 x 800
800 x 400

Code	
AZ800.	21/91/51
AZ700.	21/91/51
AZ600.	21/91/51
AZ500.	21/91/51



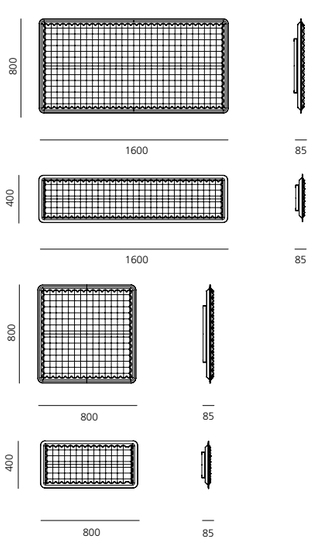

Backlight for acoustic panel					
Side lenght	W	Beam	Flux	CCT	Code
1600	32 W	XF	3000 lm	3000 K	**AZ90200**
				4000 K	**AZ90400**
800	16 W	XF	1300 lm	3000 K	**AZ90500**
				4000 K	**AZ90600**
400	9,6 W	XF	500 lm	3000 K	**AZ90700**
				4000 K	**AZ90800**

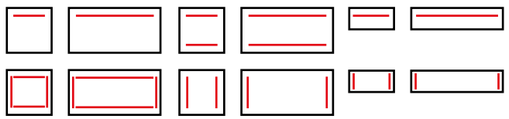

Driver	W	Vin (V)	Vout (V)	L mm	W mm	H mm	W max	Min Wire section mm2	Max wire lenght m	Dimming			Code
										DALI	1-10V 0-10V potentiom.	PUSH	
CV Selv	30	220-240 Vac	24Vdc	153	41	32	25	1.5	15	no	no	no	**DV1032**
CV Selv	75	220-240 Vac	24Vdc	180	52	30	63	1.5	5	no	no	no	**DV1009**
CV Selv	120	220-240 Vac	24Vdc	300	40	30	102	1.5	3	no	no	no	**DV1033**
Dimmer	NA	24Vdc	24Vdc PWM	80	54	24	max 100	1.5	30	yes	yes	yes	**DV1048**

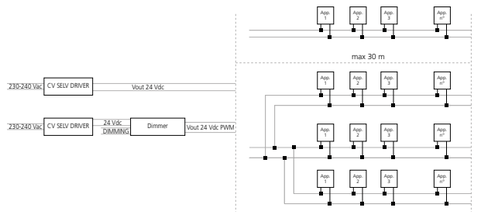

appliances number: see column W max

Silent Field 2.0

Carlotta de Bevilacqua
Laura Pessoni
↳ 2016

For further information on Silent Field 2.0
↳ visit artemide.com

Artemide Showroom, via Manzoni, Milan (Italy) | 2017

Silent Field 2.0 is an island of light and silence



White **20.** Black **30.** Orange **40.** XF

MacAdam 2SDCM
Life L90 (20k)>118000h
CRI =90
IP20

Direct emission

W	Beam	Flux	CCT
35W	XF	2085 lm	3000K

PUSH/DALI
Code
10140. 20/30/40 **.A**

PUSH & APP
Code
10140. 20/30/40 **.APP**

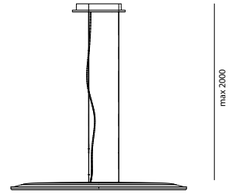

Direct + indirect emission

W	Emission	Beam	Flux	CCT
35W	direct	XF	2085 lm	3000K
40W	indirect	XF	3191 lm	3000K

PUSH/DALI
Code
10130. 20/30/40 **.A**

PUSH & APP
Code
10130. 20/30/40 **.APP**

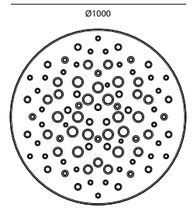



Suspension appliance with sound absorption properties: the material's characteristics and the appliance's geometry ensure a reduced reverberation time.

The sound absorption effect is optimized for the frequencies of human voice.

The varying densities of the material used for the lower panel promote the absorption of different frequencies.

Both the upper and the lower surface of the appliance feature sound-absorbing properties. Appropriate positioning of the appliance in space is crucial to optimize sound absorption.



Fixed optics detail

Artemide App

2 SURFACES FOR DIFFERENT ACOUSTIC ABSORPTION

Upper surface with low density to entrap soundwaves reflected from the ceiling

Indirect emission



→ PATENT PENDING

High efficiency
Maximum uniformity & no color spots
Total control of the light emission

Lower surface with different density to absorb different frequencies

Nur 1618 Acoustic

Ernesto Gismondi
↳ 2016

For further information on Nur 1618 Acoustic
↳ visit artemide.com





↬ NUR 1618 ACOUSTIC

Dark grey

XF

CRI =90

IP20

W	Flux	CCT
80 W	6151 lm	3000 K

Code
A243700



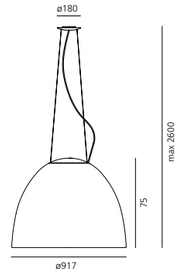

Suspension appliance with sound-absorbing properties: the material's characteristics and the geometry of the dome reduce the reverberation time capturing soundwaves.

The sound-absorption effect is optimized for the frequencies of human voice.

Direct and indirect emission.

Two-colours: white inside optimizes light diffusion.

Artemide App
↬on request



Didactic Room, Biennale di Venezia, 2017

General Lighting ↳



Alphabet of light 580
Discovery 618
Ameluna 638
Tagora 650
Mouette 668

Alphabet of light

BIG
↳ 2016

For further information on Alphabet of Light
↳ visit artemide.com

"Quick brown fox jumps over the lazy dog" Installation at Università Statale di Milano
Milano Design Week | 2017
Photo: Saverio Lombardi Vallauri







FICO Eataly World, Bologna | 2017


EXIT

Alphabet of light
↳ Linear-Circular

→ Patent pending for optics
→ Patent pending for the mechanical and electrical connection



Materials: structure in anodized natural aluminium,
tube in white diffusing PMMA
Linear modules are available in three lengths: L 1200 / 1800 / 2400 mm
Circular modules are available in two diameters:
ø tot 900 / 1550 mm

Artemide App



Artemide Booth at Euroluce 2017
Photo: Alessandro Tranchini

ALPHABET OF LIGHT - WALL/CEILING

Opal White



XF



The APP driver can not be controlled by DALI dimming system and viceversa.

MacAdam 3SDCM
Life L80 (10K) 55000h
CRI =80

IP20

LINEAR

	W	Flux	CCT	PUSH/DALI Code	PUSH & APP Code
Linear 120	35 W	3480 lm	3000K	**1304000A**	**1304000APP**
Linear 180	50 W	5226 lm	3000K	**1305000A**	**1305000APP**
Linear 240	63 W	6968 lm	3000K	**1308000A**	**1308000APP**



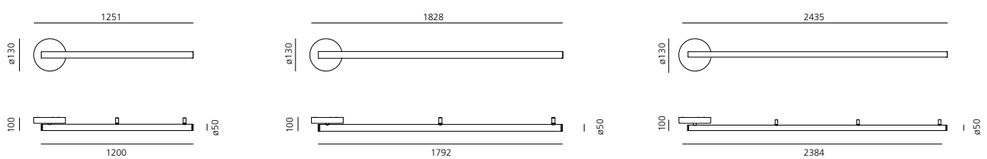

CIRCULAR

	W	Flux	CCT	PUSH/DALI Code	PUSH & APP Code
Circular ø 90	55 W	6040 lm	3000K	**1306000A**	**1306000APP**
Circular ø155	91W	10740 lm	3000K	**1307000A**	**1307000APP**



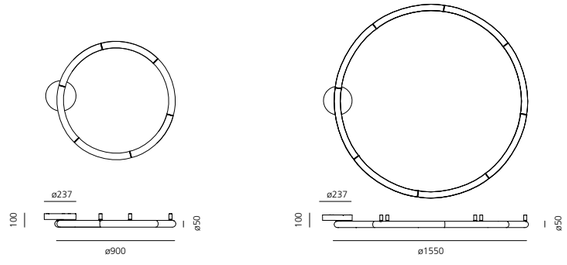

ALPHABET OF LIGHT - WALL/CEILING SEMI-RECESSED

Opal White



XF



The APP driver can not be controlled by DALI dimming system and viceversa.

MacAdam 3SDCM
Life L80 (10K) 55000h
CRI =80

IP20

LINEAR SEMI-RECESSED

	W	Flux	CCT	Code
Linear 120	29 W	3480 lm	3000K	**1425000A**
Linear 180	44 W	5226 lm	3000K	**1426000A**
Linear 240	58 W	6968 lm	3000K	**1427000A**



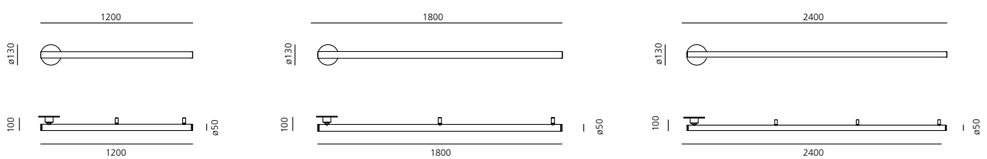

CIRCULAR SEMI-RECESSED

	W	Flux	CCT	Code
Circular ø 90	50 W	6040 lm	3000K	**1428000A**
Circular ø155	86 W	10740 lm	3000K	**1429000A**



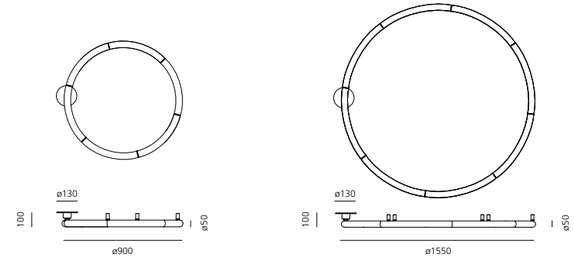

Driver	Vac	L_{mm}	W_{mm}	H_{mm}			Code
CV 30W 24Vdc Selv	220-240	153	41	32	PUSH/DALI	Linear 240/Circular 90	**DV1034**
CV 75W 24Vdc Selv	220-240	180	52	30	PUSH/DALI	Linear 120/180	**DV1035**
CV 120W 24Vdc Selv	220-240	153	41	32	PUSH/DALI	Circular 155	**DV1036**
CV 30W 24Vdc Selv	220-240	153	41	32	PUSH/DALI	Linear 240/Circular 90	**DV1034APP**
CV 75W 24Vdc Selv	220-240	180	52	30	PUSH & APP	Linear 120-180	**DV1035APP**
CV 120W 24Vdc Selv	220-240	153	41	32	PUSH & APP	Circular 155	**DV1036APP**

ALPHABET OF LIGHT - SUSPENSION

Opal White

XF

The APP driver can not be controlled by DALI dimming system and viceversa.

MacAdam 3SDCM
Life L80 (10K) 55000h
CRI =80

IP20

LINEAR

	W	Flux	CCT	PUSH/DALI Code	PUSH & APP Code
Linear 120	35 W	3484 lm	3000K	**1204000A**	**1204000APP**
Linear 180	50 W	5226 lm	3000K	**1205000A**	**1205000APP**
Linear 240	63 W	6968 lm	3000K	**1208000A**	**1208000APP**



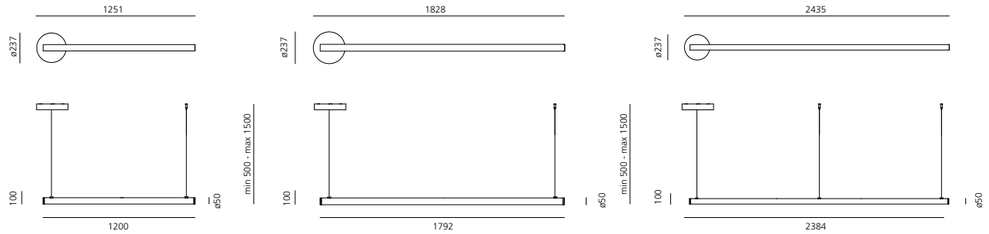

CIRCULAR

	W	Flux	CCT	PUSH/DALI Code	PUSH & APP Code
Circular ø 90	55 W	6040 lm	3000K	**1206000A**	**1206000APP**
Circular ø 155	91W	10740 lm	3000K	**1207000A**	**1207000APP**



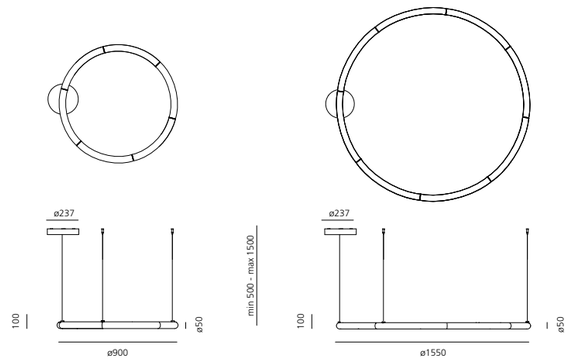

Alphabet of light
↳ System

→ Patent pending for optics
→ Patent pending for the mechanical and electrical connection



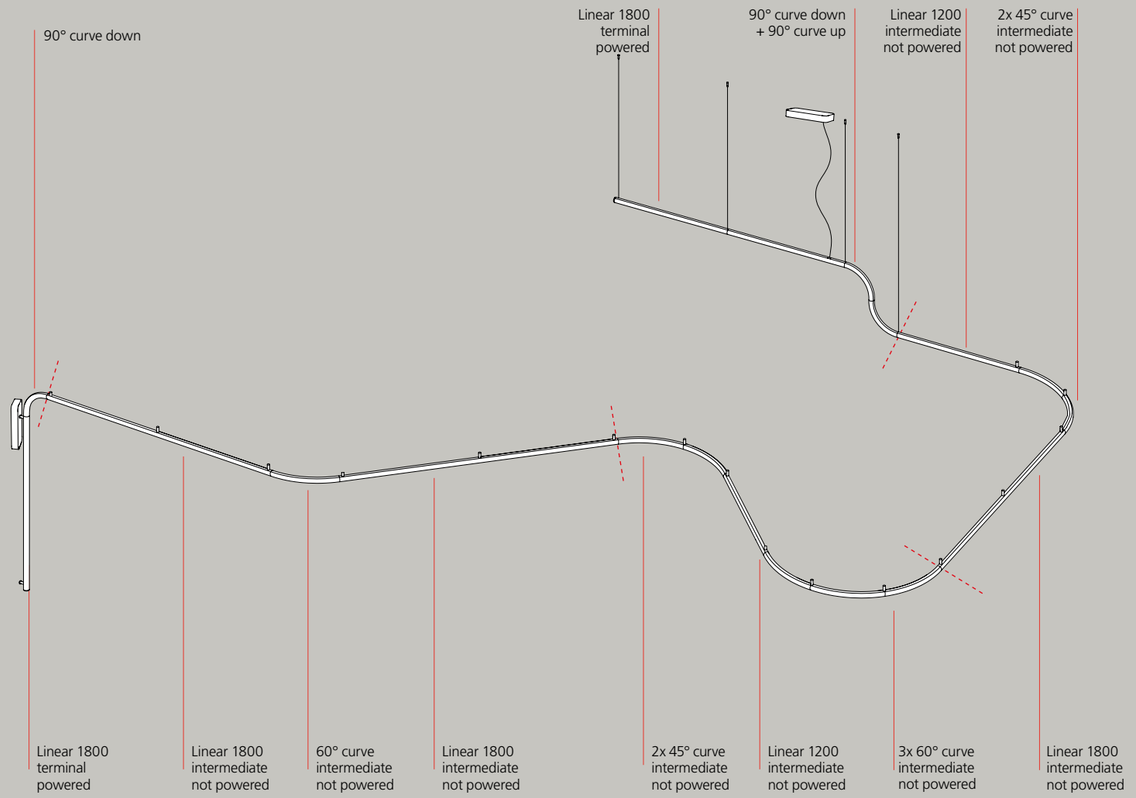

Alphabet of light System configuration

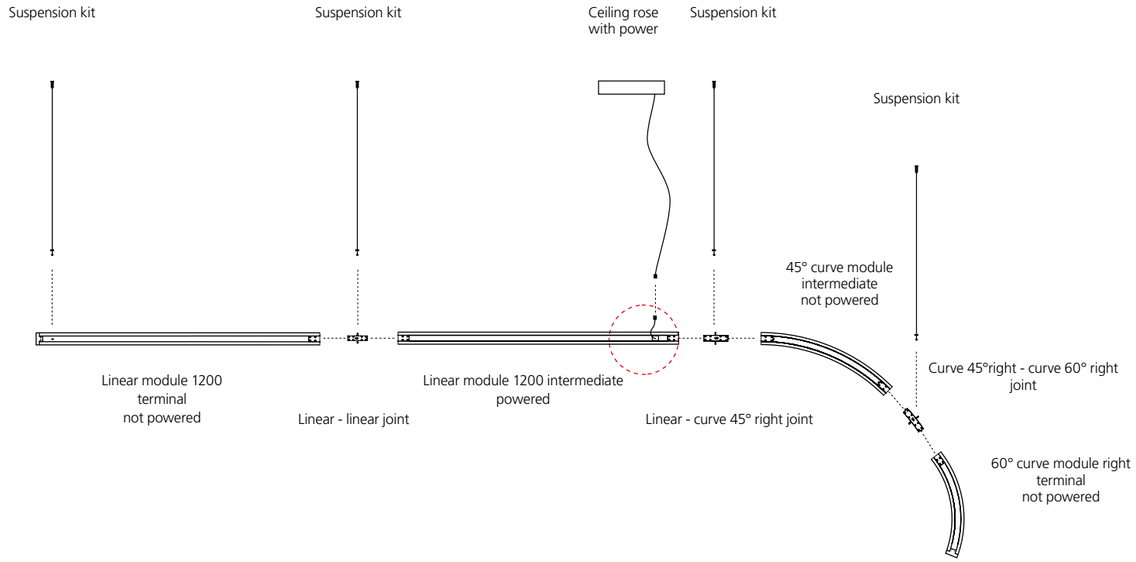

Materials: structure in anodized natural aluminium,
tube in white diffusing PMMA
Linear module are available in three lengths: L 600 / 1200 / 1800 mm
Possibility to articulate the configuration on the horizontal plane with 45° and 60° curves and on the vertical plane with 90° curves.

Max 10 m for each power unit (10 m in one direction or 5 m in both directions)
Ceiling rose with power supply for each group.
DALI dimming possible for the entire system or for groups of modules powered by the same driver

Suspension modules

→ LINEAR ELEMENTS

600 mm terminal



600 mm intermediate



1200 mm terminal

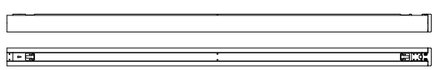

1200 mm intermediate

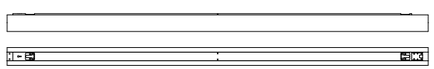

1800 mm terminal

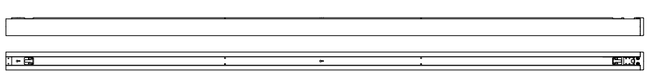

1800 mm intermediate



→ CURVED ELEMENTS

45° terminal left

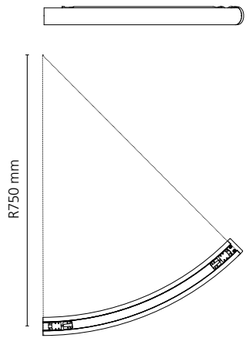

45° terminal right

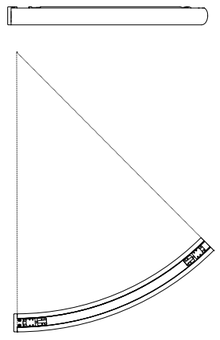

45° intermediate

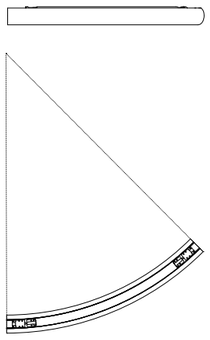

60° terminal left

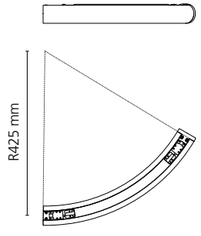

60° terminal right

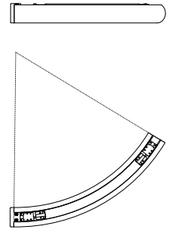

60° intermediate

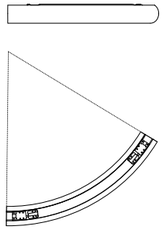

→ VERTICAL ELEMENTS

90° Vertical UP

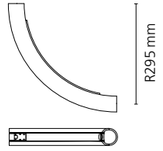

90° Vertical DOWN

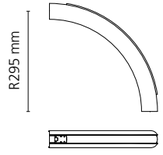

Opal White

XF

The APP driver can not be controlled by DALI dimming system and viceversa.

MacAdam 3SDCM
Life L80 (12K) 72000h
CRI =80

IP20

SUSPENSION LINEAR ELEMENTS

					Powered	Not powered
Length	W	V	Flux	CCT	Code	Code
600 mm terminal	11 W	24V	968 lm	3000K	**2100010A**	**2101010A**
				3500K	**2100C10A**	**2101C10A**
600 mm intermediate	11 W	24V	968 lm	3000K		**2102010A**
				3500K		**2102C10A**
1200 mm terminal	22 W	24V	1936 lm	3000K	**2104010A**	**2106010A**
				3500K	**2104C10A**	**2106C10A**
1200 mm intermediate	22 W	24V	1936 lm	3000K	**2105010A**	**2107010A**
				3500K	**2105C10A**	**2107C10A**
1800 mm terminal	33 W	24V	2904 lm	3000K	**2108010A**	**2110010A**
				3500K	**2108C10A**	**2110C10A**
1800 mm intermediate	33 W	24V	2904 lm	3000K	**2109010A**	**2111010A**
				3500K	**2109C10A**	**2111C10A**

SUSPENSION CURVED ELEMENTS

					Powered	Not powered
Length	W	V	Flux	CCT	Code	Code
45° terminal left	8 W	24V	968 lm	3000K	**2112010A**	**2115010A**
				3500K	**2112C10A**	**2115C10A**
45° terminal right	8 W	24V	968 lm	3000K	**2113010A**	**2116010A**
				3500K	**2113C10A**	**2116C10A**
45° intermediate	8 W	24V	968 lm	3000K	**2114010A**	**2117010A**
				3500K	**2114C10A**	**2117C10A**
60° terminal left	8 W	24V	728 lm	3000K	**2118010A**	**2121010A**
				3500K	**2118C10A**	**2121C10A**
60° terminal right	8 W	24V	728 lm	3000K	**2119010A**	**2122010A**
				3500K	**2119C10A**	**2122C10A**
60° intermediate	8 W	24V	728 lm	3000K	**2120010A**	**2123010A**
				3500K	**2120C10A**	**2123C10A**

VERTICAL ELEMENTS

					Not powered
Length	W	V	Flux	CCT	Code
90° vertical UP	8 W	24V	728 lm	3000K	**2124010A**
				3500K	**2124C10A**
90° vertical DOWN	8 W	24V	728 lm	3000K	**2125010A**
				3500K	**2125C10A**

Accessories		
	Joint n°	Code
Linear - linear joint	01	**2250010A**
Linear - curve 45° right joint	02	**2251010A**
Linear - curve 45° left joint	03	**2252010A**
45° curve - 45° curve joint	04	**2255010A**
Linear - curve 60° right joint	05	**2253010A**
Linear - curve 60° left joint	06	**2254010A**
60° curve - 60° curve joint	07	**2256010A**
60° curve - 45° curve S joint	08	**2257010A**
45° curve left - 45° curve left S joint	09	**2260010A**
60° curve left - 60° curve left S joint	10	**2259010A**
60°/45° curve left - 45°/60° curve right joint	11	**2261010A**
60°/45° curve right - 45°/60° curve left joint	12	**2262010A**
90° vertical UP - 90° vertical DOWN S joint	13	**2263010A**
Lineare - 90° vertical UP joint	14	**2264010A**
Linear - 90° vertical DOWN joint	15	**2265010A**
45° curve - 60° curve S joint	16	**2258010A**
60° curve right - 60° curve right joint	17	**2269010A**
45° curve right - 45° curve right joint	18	**2270010A**

Rose	
	Code
Rose / power	**2267010A**
Rose / power APP	**2267010APP**
Remote rose / power	**2272010A**
Remote rose / power APP	**2272010APP**

Suspension accessories	
	Code
Suspension kit L=1,50m	**2266010A**
Suspension kit L=4m	**2273010A**
Lengthening L=1,25m	**2274010A**
Lengthening L=2,50m	**2275010A**

Wall/ceiling modules

→ LINEAR ELEMENTS

600 mm terminal



600 mm intermediate



1200 mm terminal

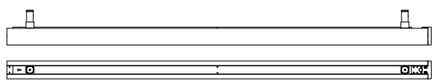

1200 mm intermediate

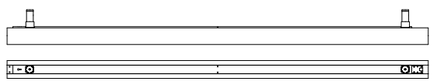

1800 mm terminal

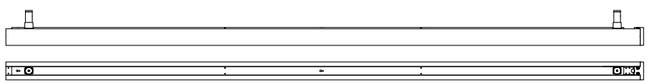

1800 mm intermediate

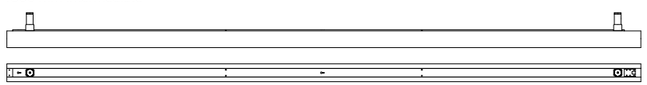

→ CURVED ELEMENTS

45° terminal left

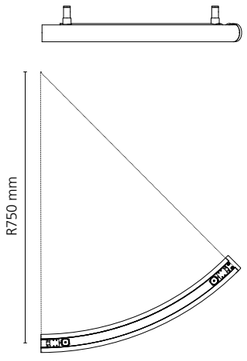

45° terminal right

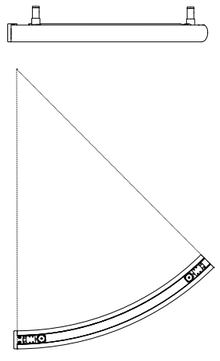

45° intermediate

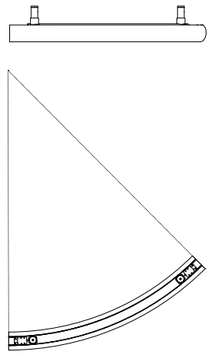

60° terminal left

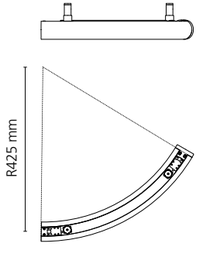

60° terminal right

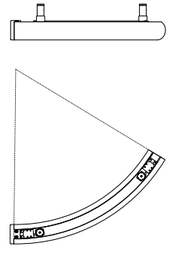

60° intermediate

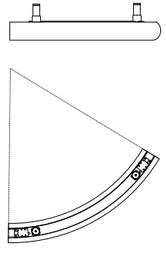

→ VERTICAL ELEMENTS

90° vertical UP

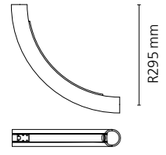

90° vertical DOWN

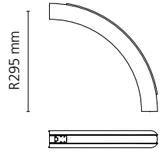

Opal White

XF

The APP driver can not be controlled by DALI dimming system and viceversa.

MacAdam 3SDCM
Life L80 (12K) 72000h
CRI =80

IP20

WALL/CEILING LINEAR ELEMENTS

					Powered	Semi-recessed powered	Not powered
Length	W	V	Flux	CCT	Code	Code	Code
600 mm terminal	11 W	24V	968 lm	3000K	**2130010A**	**2160010A**	**2131010A**
				3500K	**2130C10A**	**2160C10A**	**2131C10A**
600 mm intermediate	11 W	24V	968 lm	3000K			**2132010A**
				3500K			**2132C10A**
1200 mm terminal	22 W	24V	1936 lm	3000K	**2134010A**	**2161010A**	**2136010A**
				3500K	**2134C10A**	**2161C10A**	**2136C10A**
1200 mm intermediate	22 W	24V	1936 lm	3000K	**2135010A**	**2162010A**	**2137010A**
				3500K	**2135C10A**	**2162C10A**	**2137C10A**
1800 mm terminal	33 W	24V	2904 lm	3000K	**2138010A**	**2163010A**	**2140010A**
				3500K	**2138C10A**	**2163C10A**	**2140C10A**
1800 mm intermediate	33 W	24V	2904 lm	3000K	**2139010A**	**2164010A**	**2141010A**
				3500K	**2139C10A**	**2164C10A**	**2141C10A**

WALL/CEILING CURVED ELEMENTS

					Powered	Semi-recessed powered	Not powered
Length	W	V	Flux	CCT	Code	Code	Code
45° terminal left	8 W	24V	968 lm	3000K	**2142010A**	**2165010A**	**2145010A**
				3500K	**2142C10A**	**2165C10A**	**2145C10A**
45° terminal right	8 W	24V	968 lm	3000K	**2143010A**	**2166010A**	**2146010A**
				3500K	**2143C10A**	**2166C10A**	**2146C10A**
45° intermediate	8 W	24V	968 lm	3000K	**2144010A**	**2167010A**	**2147010A**
				3500K	**2144C10A**	**2167C10A**	**2147C10A**
60° terminal left	8 W	24V	728 lm	3000K	**2148010A**	**2168010A**	**2151010A**
				3500K	**2148C10A**	**2168C10A**	**2151C10A**
60° terminal right	8 W	24V	728 lm	3000K	**2149010A**	**2169010A**	**2152010A**
				3500K	**2149C10A**	**2169C10A**	**2152C10A**
60° intermediate	8 W	24V	728 lm	3000K	**2150010A**	**2170010A**	**2153010A**
				3500K	**2150C10A**	**2170C10A**	**2153C10A**

VERTICAL ELEMENTS

					Not powered
Length	W	V	Flux	CCT	Code
90° vertical UP	8 W	24V	728 lm	3000K	**2124010A**
				3500K	**2124C10A**
90° vertical DOWN	8 W	24V	728 lm	3000K	**2125010A**
				3500K	**2125C10A**

Accessories

	Joint n°	Code
Linear - linear joint	01	**2250010A**
Linear - curve 45° right joint	02	**2251010A**
Linear - curve 45° left joint	03	**2252010A**
45° curve - 45° curve joint	04	**2255010A**
Linear - curve 60° right joint	05	**2253010A**
Linear - curve 60° left joint	06	**2254010A**
60° curve - 60° curve joint	07	**2256010A**
60° curve - 45° curve S joint	08	**2257010A**
45° curve left - 45° curve left S joint	09	**2260010A**
60° curve left - 60° curve left S joint	10	**2259010A**
60°/45° curve left - 45°/60° curve right joint	11	**2261010A**
60°/45° curve right - 45°/60° curve left joint	12	**2262010A**
90° vertical UP - 90° vertical DOWN S joint	13	**2263010A**
Lineare - 90° vertical UP joint	14	**2264010A**
Linear - 90° vertical DOWN joint	15	**2265010A**
45° curve - 60° curve S joint	16	**2258010A**
60° curve right - 60° curve right joint	17	**2269010A**
45° curve right - 45° curve right joint	18	**2270010A**

Wall/Ceiling accessories

	Code
Rose / power	**2268010A**
Rose / power APP	**2268010APP**
Driver for recessed version (240W, 220-240 VAC, IP67, L240 X W67 X H35 , DALI)	**2271010A**
BLL MODULE for APP management in the recessed version	**2271010APP**

Joints

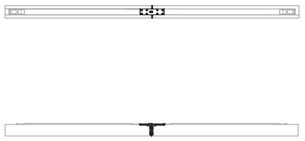

01. Code 2250010A

LINEAR - LINEAR JOINT

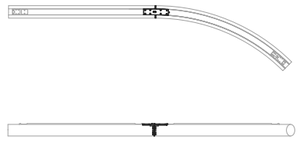

02. Code 2251010A

LINEAR -
CURVE 45° RIGHT JOINT

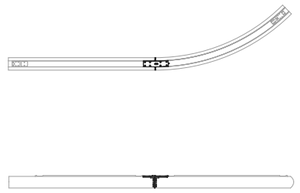

03. Code 2252010A

LINEAR -
CURVE 45° LEFT JOINT

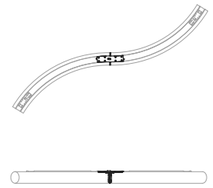

10. Code 2259010A

60° CURVE LEFT -
60° CURVE LEFT S JOINT

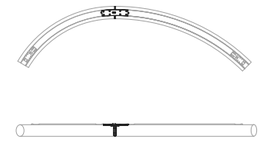

11. Code 2261010A

60°/45° CURVE LEFT -
45°/60° CURVE RIGHT JOINT

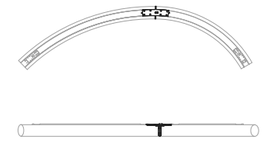

12. Code 2262010A

60°/45° CURVE RIGHT -
45°/60° CURVE LEFT JOINT

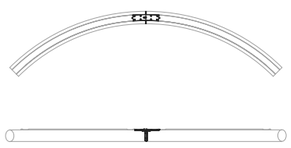

04. Code 2255010A

45° CURVE -
45° CURVE JOINT

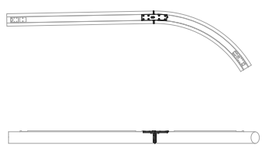

05. Code 2253010A

LINEAR -
CURVE 60° RIGHT JOINT

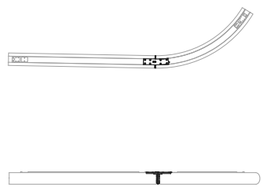

06. Code 2254010A

LINEAR -
CURVE 60° LEFT JOINT

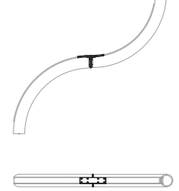

13. Code 2263010A

90° VERTICAL UP -
90° VERTICAL DOWN S JOINT

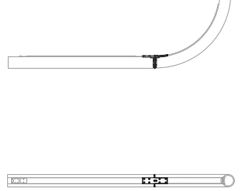

14. Code 2264010A

LINEAR -
90° VERTICAL UP JOINT



15. Code 2265010A

LINEAR -
90° VERTICAL DOWN JOINT

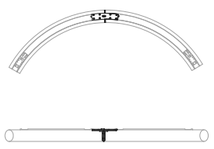

07. Code 2256010A

60° CURVE -
60° CURVE JOINT

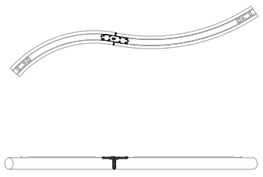

08. Code 2257010A

60° CURVE -
45° CURVE S JOINT

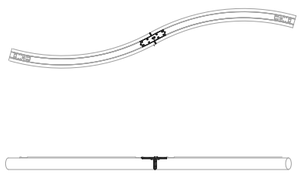

09. Code 2260010A

45° CURVE LEFT -
45° CURVE LEFT S JOINT

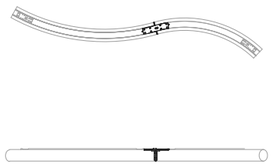

16. Code 2258010A

45° CURVE -
60° CURVE S JOINT

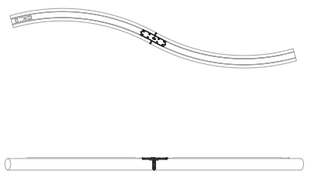

17. Code 2269010A

60° CURVE RIGHT -
60° CURVE RIGHT JOINT



18. Code 227010A

45° CURVE RIGHT -
45° CURVE RIGHT JOINT

Photo: Pierpaolo Ferrari

Alphabet of light
↳ Letters





Beazley Designs of the Year at Design Museum, London | 2017
Photo: Luke Hayes



Artemide Lighting Consultancy & Training Center, New York | 2017

Alphabet of light
Letters installation

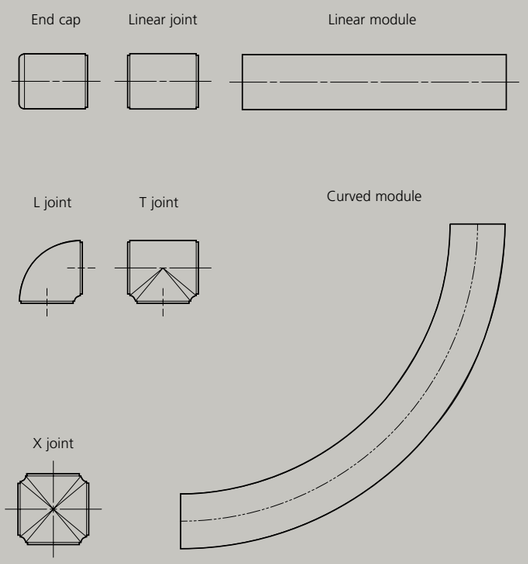







Modules

An entire alphabet composed by 7 elements:
5 joints + 2 constructive modules
with electro mechanical connections

→ MDF SUPPORT INSTALLATION

The letters are provided mounted on MDF panels to allow installation on any kind of wall. Installation requires creating a counter-frame to accommodate the drivers, supplied separately, and the power cables.

A configuration software is available to calculate the necessary usable surface, as well as to identify the codes required to implement the desired project.

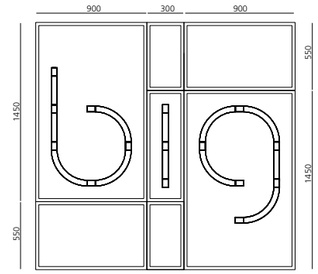



1. Create the supporting frame and provide for power connections for the individual letters.



2. Connect panel b to power source.



3. Fix panel b and connect panel ı to power source.



4. Fix panel ı and connect panel g to power source.



5. Fix panel g and close using the supplied panels.



6. Complete closing using the supplied panels.



7. Frame ready for finishing.



8. Apply the gauze and plaster flush with the gaps between panels.



9. Final painting.

→ CARDBOARD MOUNTING-SUPPORT INSTALLATION

The letters are provided with a packaging that ensures the right support during the installation process. This type of installation is suitable for existing drywalls that have accessible back space for the housing of drivers (code DV1009) supplied separately and cables (power supply 75 W max - 2 letters or more up to max 85% load).

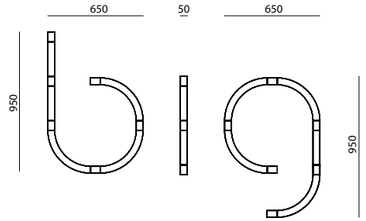



1. Drywall with accessible back space.



2. Use the provided template to drill the holes and paint the drywall.



3. Install wall pins, identify output points and prepare wiring connections.



4. Connection of letter b to first wall output.



5. Attachment of letter b on wall pins.



6. Detail of the wall pins fixing.



7. Detail of the wall pins fixing.



8. Removal of the nylon wrapper.



9. Removal of the cardboard support.



10. Connect letter ı to first wall output.



11. Fix letter ı on wall pins.



12. Removal of the nylon wrapper.



13. Attachment of letter g to first wall output.



14. Removal of the nylon wrapper.



15. Finished.



ALPHABET OF LIGHT - LETTERS

Opal White

XF

Driver supplied separately.

MacAdam 3SDCM
Life L80 (10K) 55000h
CRI =80

IP20

Uppercase			Size
Letter	W	Flux	H x L
A	30 W	2300lm	950 x 650
B	31 W	2450lm	950 x 650
C	20 W	1450lm	950 x 650
D	29 W	2300lm	950 x 650
E	26 W	1900lm	950 x 650
F	19 W	1400lm	950 x 650
G	21 W	1050lm	950 x 650
H	27 W	3200lm	950 x 650
I	11 W	750lm	950 x 50
J	21 W	1550lm	950 x 650
K	26 W	1900lm	950 x 650
L	17 W	2450lm	950 x 650
M	38 W	2900lm	950 x 950
N	25 W	1900lm	950 x 650
O	27 W	2100lm	950 x 650
P	27 W	2300lm	950 x 650
Q	31 W	3000lm	950 x 650
R	30 W	2300lm	950 x 650
S	23 W	1700lm	950 x 650
T	17 W	2050lm	950 x 650
U	24 W	1800lm	950 x 650
V	25 W	1900lm	950 x 650
W	38 W	1990lm	950 x 950
X	27 W	2000lm	950 x 900
Y	21 W	1550lm	950 x 650
Æ	42 W	1800lm	950 x 950
Ø	36 W	1900lm	950 x 650
Å	35 W	1990lm	950 x 650
Z	27 W	2000lm	950 x 650

Dimmable DALI	
Letters	+ Support
1201A00A	**1211A00A**
1201B00A	**1211B00A**
1201C00A	**1211C00A**
1201D00A	**1211D00A**
1201E00A	**1211E00A**
1201F00A	**1211F00A**
1201G00A	**1211G00A**
1201H00A	**1211H00A**
1201I00A	**1211I00A**
1201J00A	**1211J00A**
1201K00A	**1211K00A**
1201L00A	**1211L00A**
1201M00A	**1211M00A**
1201N00A	**1211N00A**
1201O00A	**1211O00A**
1201P00A	**1211P00A**
1201Q00A	**1211Q00A**
1201R00A	**1211R00A**
1201S00A	**1211S00A**
1201T00A	**1211T00A**
1201U00A	**1211U00A**
1201V00A	**1211V00A**
1201W00A	**1211W00A**
1201X00A	**1211X00A**
1201Y00A	**1211Y00A**
1201AE00A	**1211AE00A**
1201§00A	**1211§00A**
1201£00A	**1211£00A**
1201Z00A	**1211Z00A**

Numbers			Size
Letter	W	Flux	H x L
0	27 W	2100lm	950 x 650
1	23 W	1650lm	950 x 650
2	28 W	2100lm	950 x 650
3	24 W	1700lm	950 x 650
4	23 W	1650lm	950 x 650
5	29 W	2200lm	950 x 650
6	25 W	1850lm	950 x 650
7	19 W	1400lm	950 x 650
8	33 W	2600lm	950 x 650
9	25 W	1850lm	950 x 650

Dimmable DALI	
Letters	+ Support
1200000A	**1210000A**
1200100A	**1210100A**
1200200A	**1210200A**
1200300A	**1210300A**
1200400A	**1210400A**
1200500A	**1210500A**
1200600A	**1210600A**
1200700A	**1210700A**
1200800A	**1210800A**
1200900A	**1210900A**

Lowercase			Size
Letter	W	Flux	H x L
a	20 W	1450lm	650 x 650
b	23 W	1700lm	950 x 650
c	17 W	1200lm	650 x 650
d	23 W	1700lm	950 x 650
e	20 W	1450lm	650 x 650
f	16 W	1150lm	950 x 350
g	25 W	1850lm	950 x 650
h	23 W	1650lm	950 x 650
i	8 W	500lm	650 x 50
j	13 W	900lm	950 x 350
k	23 W	1650lm	950 x 650
l	11 W	750lm	950 x 50
m	29 W	2150lm	650 x 950
n	19 W	1400lm	650 x 650
o	21 W	1600lm	650 x 650
p	23 W	1700lm	950 x 650
q	23 W	1700lm	950 x 650
r	14 W	900lm	650 x 350
s	21 W	1550lm	650 x 650
t	17 W	1150lm	950 x 350
u	19 W	1400lm	650 x 650
v	18 W	1300lm	650 x 650
w	24 W	1800lm	650 x 950
x	15 W	1000lm	650 x 650
y	25 W	1800lm	950 x 650
æ	32 W	2250lm	650 x 950
ø	27 W	2100lm	650 x 650
å	25 W	1850lm	650 x 650
z	24 W	1800lm	650 x 650

Dimmable DALI	
Letters	+ Support
1202a00A	**1212a00A**
1202b00A	**1212b00A**
1202c00A	**1212c00A**
1202d00A	**1212d00A**
1202e00A	**1212e00A**
1202f00A	**1212f00A**
1202g00A	**1212g00A**
1202h00A	**1212h00A**
1202i00A	**1212i00A**
1202j00A	**1212j00A**
1202k00A	**1212k00A**
1202l00A	**1212l00A**
1202m00A	**1212m00A**
1202n00A	**1212n00A**
1202o00A	**1212o00A**
1202p00A	**1212p00A**
1202q00A	**1212q00A**
1202r00A	**1212r00A**
1202s00A	**1212s00A**
1202t00A	**1212t00A**
1202u00A	**1212u00A**
1202v00A	**1212v00A**
1202w00A	**1212w00A**
1202x00A	**1212x00A**
1202y00A	**1212y00A**
1202ae00A	**1212ae00A**
1202§00A	**1212§00A**
1202£00A	**1212£00A**
1202z00A	**1212z00A**

Driver							
Driver	Vac	Lmm	Wmm	Hmm	IP	N° device	Code
75 W	220-240	180	52	30	20	1min-2max Undimmable	DV1009

Discovery

Ernesto Gismondi
↪ 2015



reddot design award
2017

For further information on Discovery
↪ visit artemide.com



Discovery is visible

is invisible



Discovery wall



Light OFF



Light ON

Discovery typologies

SUSPENSION HORIZONTAL



An ultra-light aluminum profile hosts a LED strip that injects light into a technopolymer surface with microengravings.

The microengravings pattern ensures maximum efficiency and uniformity in direct and indirect emission.

Dimmable devices (push dimmer).

Available as suspension and wall/ceiling Ø 700 mm, as vertical suspension Ø 700-1000-1400 mm.

DISCOVERY



XF
(>45°)
40 W
2857 lm

Artemide App

SUSPENSION VERTICAL



DISCOVERY VERTICAL Ø700 / TW / RGBW



XF
(>45°)
40 W
2857 lm

TW
(>45°)
95 W
5020 lm

RGBW
(>45°)
46 W
1705 lm



DISCOVERY VERTICAL Ø1000 / TW / RGBW



XF
(>45°)
63W
3195 lm

TW
(>45°)
136W
7171lm

RGBW
(>45°)
66W
2440 lm



DISCOVERY VERTICAL Ø1400



XF
(>45°)
89W
4500 lm

WALL



DISCOVERY WALL



XF
(>45°)
40 W
2857 lm



DISCOVERY

Silver **10.** Black **30.** Brushed Bronze **60.** XF

The APP driver can not be controlled by DALI dimming system and viceversa.

MacAdam 3SDCM
Life L90 (6K) 50000h
CRI =90

IP20

DISCOVERY WALL

W	Beam	Flux	CCT	**PUSH** Code
40 W	XF	2857 lm	3000K	**199801.**10/30/60.**A**

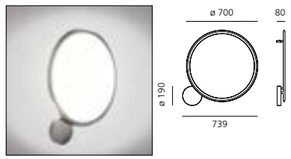

DISCOVERY

W	Beam	Flux	CCT	**PUSH** Code	**PUSH & APP** Code
40 W	XF	2857 lm	3000K	**19991.**10/30/60.**A**	**19991.**10/30/60.**APP**



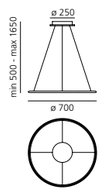



DISCOVERY VERTICAL

Silver **10.** Black **30.** Brushed Bronze **60.** XF

The APP driver can not be controlled by DALI dimming system and viceversa.

MacAdam 3SDCM
Life L90 (6K) 50000h
CRI =90

IP20

DISCOVERY VERTICAL SUSPENSION

Ø	W	Beam	Flux	CCT	**PUSH/DALI** Code	**PUSH & APP** Code
700 mm	40 W	XF	2857 lm	3000K	**19920.**10/30/60.**A**	**19920.**10/30/60.**APP**
1000 mm	63 W	XF	3195 lm	3000K	**19930.**10/30/60.**A**	**19930.**10/30/60.**APP**
1400 mm	89 W	XF	4500 lm	3000K	**19940.**10/30/60.**A**	**19940.**10/30/60.**APP**



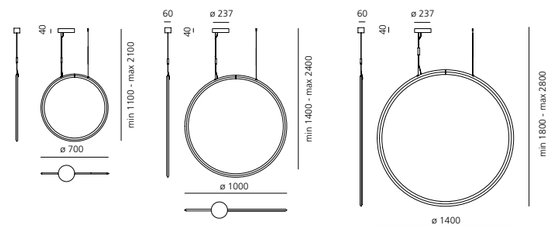

DISCOVERY VERTICAL SUSPENSION TW

TW® Artemide Tunable White

Ø	W	Beam	Flux	CCT	**DALI DT8** Code	**APP** Code
700 mm	95 W	XF	5020 lm	2700K-6500K	**19922.**10/30/60.**A**	**19922.**10/30/60.**APP**
1000 mm	136W	XF	7171 lm	2700K-6500K	**19932.**10/30/60.**A**	**19932.**10/30/60.**APP**



DISCOVERY VERTICAL SUSPENSION RGBW

Ø	W	Beam	Flux	**DALI** Code	**APP** Code
700 mm	46 W	XF	RGB 651 lm White 1054 lm	**19923.**10/30/60.**A** **19933.**10/30/60.**A**	**19923.**10/30/60.**APP** **19933.**10/30/60.**APP**
1000 mm	66 W	XF	RGB 930 lm White 1510 lm		



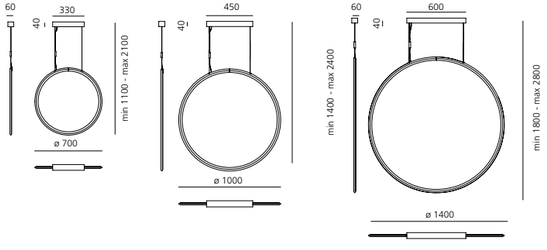

Discovery Space

Ernesto Gismondi
↪ 2019

Silver **10.** Black **30.** Brushed Bronze **60.** XF

The APP driver can not be controlled by DALI dimming system and viceversa.

MacAdam 3SDCM
Life L90 (6K) 50000h
CRI =90

IP20

DISCOVERY SPACE SQUARE

W	Beam	Flux	CCT	PUSH/DALI Code	PUSH & APP Code
32 W	XF	2160 lm	3000K	**20040.**10/30/60**.A**	**20040.**10/30/60**.APP**



DISCOVERY SPACE SQUARE TW

TW® Artemide Tunable White

W	Beam	Flux	CCT	DALI DT8 Code	APP Code
78 W	XF	4085 lm	2700K-6500K	**20000.**10/30/60**.A**	**20000.**10/30/60**.APP**

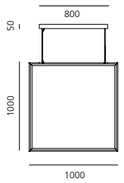

DISCOVERY SPACE SQUARE RGBW

W	Beam	Flux	DALI Code	APP Code
78 W	XF	RGB 592 lm White 960 lm	**20010.**10/30/60**.A**	**20010.**10/30/60**.APP**

DISCOVERY SPACE RECTANGULAR

W	Beam	Flux	CCT	PUSH/DALI Code	PUSH & APP Code
53 W	XF	3600 lm	3000K	**20050.**10/30/60**.A**	**20050.**10/30/60**.APP**



DISCOVERY SPACE RECTANGULAR TW

TW® Artemide Tunable White

W	Beam	Flux	CCT	DALI DT8 Code	APP Code
130 W	XF	6850 lm	2700K-6500K	**20020.**10/30/60**.A**	**20020.**10/30/60**.APP**

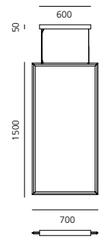

DISCOVERY SPACE RECTANGULAR RGBW

W	Beam	Flux	DALI Code	APP Code
130 W	XF	RGB 888 lm White 1440 lm	**20030.**10/30/60**.A**	**20030.**10/30/60**.APP**

Ameluna

Mercedes-Benz Style
↳ 2016

→ Patent pending

"Mercedes-Benz" and the styling of Ameluna are intellectual property of Daimler AG.
They are used by Artemide S.p.A under license.


Artemide
Mercedes-Benz Style
A BRIGHT FUTURE

→ Ameluna discloses an innovative optoelectronic system integrated in the transparent frame.
An aluminium band, a patent of innovation, which is welded with the optics, supports the led strip.The latter is also hidden behind the lower profi le, in order to maintain the purity of the form. The transparent body allows the light to be both direct and partially refracted.

The geometric section and the optical features of the materials give life to a “light box” that ensures perfect control of the emission, despite transparency.

A set of LED sources is installed along the lower profile, on a ring made of a thermo-conductive polymer, an innovative material that allows excellent heat dissipation.

Emission is perfectly designed through careful selection of the materials constituting the “light box”. The special reflectance and transmittance properties, combined with a very low absorption coefficient, ensure that the light reflected from the inner surfaces of the section is scattered across the environment in a controlled and mostly direct way.

Ameluna can be controlled with an On/Off switch or using a Push to adjusts its luminous intensity.

Ameluna RGB can be controlled using 2 different Push (one for white light and one for the RGB spotlight) and the Ameluna App. Control via push button has always priority over control with the App (when the Push are operated, the commands sent via bluethooth from the smartphone or tablet are ignored)..

For further information on Ameluna
↪ visit artemide.com

Artemide App



Ameluna white



Ameluna RGB

Ameluna RGB

AMELUNA

XF

The APP driver can not be controlled by DALI dimming system and viceversa.

MacAdam 3SDCM
Life L70 (6K) 50000h
CRI =90 (typ.)

IP20

WHITE

W	Beam	Flux	CCT	PUSH/DALI Code	PUSH & APP Code
41 W	58°	3276 lm	3000 K	**1401010A**	**1401010APP**

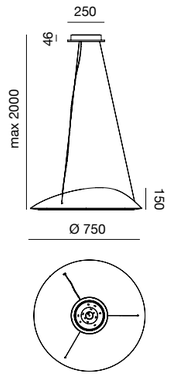

WHITE + SPOT RGB

W	Beam	Flux	CCT		Code
45 W	58°	3414 lm	RGB	APP	**1402010APP**

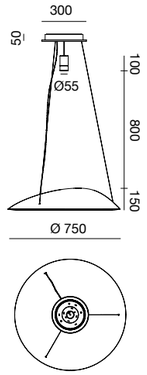

Tagora

S. & R. Cornelissen
↪ 2008







For further information on Tagora
↪ visit artemide.com

Artemide
App
↪ on request
Not for Tagora 80 ceiling version

Tagora
↳ recessed



Series of ceiling mounted luminaires available in 4 diameters (80 mm, 270 mm, 570 mm, 970 mm), using high-output LEDs, Retrofit LEDs.

Consists of a trimless recessed frame fitted into the ceiling and an optical unit with an aluminium body painted in a range of colours.

Tagora 80 and 270 offer high-output spot light with aluminium optics.

Tagora 270 LED uses a proprietary system based on a hybrid combined lens and reflector optic. This system helps to create defined narrow beams using high-powered LED modules of large dimensions.

Tagora 570 and 970 cone with a PMMA diffuser, offering a comfortable diffused light, use high-output sources.

Integrated electronic power supply, dimmable or non-dimmable options, depending on the version.

Only ceiling recessed installation allowed.

Compliant with standard EN60598-1 and other specific standards.

Orange **16** **1.** | White **01** **2.** | Blue **02** **3.** | Green **09** **4.**

F | WF | XF

IP20
960°

TAGORA RECESSED 80

W	Weight	Beam	Flux	CCT	Code
14 W	0,35 kg	WF 36°	1027 lm	3000 K	**AB001.** 16/01/09/02
			1059 lm	4000 K	**AB004.** 16/01/09/02
		WF 44°	1110 lm	3000 K	**AB002.** 16/01/09/02
			1145 lm	4000 K	**AB005.** 16/01/09/02
		XF 52°	1015 lm	3000 K	**AB003.** 16/01/09/02
			1047 lm	4000 K	**AB006.** 16/01/09/02



⌀**92**

MacAdam 3SDCM
Life L80 (9K) 50000h
CRI=90

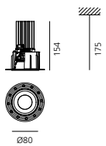

Electronic ballast 500mA Selv supplied separately.

Driver	Va	Lmm	Wmm	Hmm	n°device	Code
cc 16W 500mA	220-240	156	52	26	1 max DALI dimmable	**M077401**

LED (GU10)	Weight	Code
220 V 240 V*	0,35 kg	**M0202.** 1/2/3/4 **.0**

*Max 81mm (overall)

TAGORA RECESSED 270

W	Weight	Beam	Flux	CCT	DALI Code
34 W	3,80 kg	F 16°	1804 lm	3000 K	**M2504.** 1/2/3/4 **.1**
			1926 lm	4000 K	**M2505.** 1/2/3/4 **.1**
		WF 32°	1636 lm	3000 K	**M2506.** 1/2/3/4 **.1**
			1744 lm	4000 K	**M2507.** 1/2/3/4 **.1**



⌀**292**

MacAdam 1SDCM
Life L70 (6K) 50000h
CRI=90

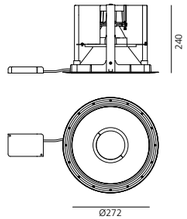

220/240Vac 50/60Hz electronic ballast included. Dimmable DALI-SwitchDim.
Supply voltage 220-240V. Insulation class II. SELV. IP20.

Orange **16** **1.** | White **01** **2.** | Blue **02** **3.** | Green **09** **4.**

F | WF | XF

MacAdam 3SDCM
Life L70 (6K) 50000h
CRI =80

IP20
960°

TAGORA RECESSED 570

W	Weight	Beam	Flux	CCT	DALI-SwitchDim Code
58 W	6,35 kg	XF	3593 lm	3000 K	**M2502.** 1/2/3/4 **.1**
			3820 lm	4000 K	**M2503.** 1/2/3/4 **.1**



⌀**606**

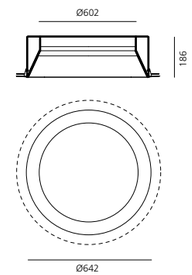

220/240Vac 50/60Hz electronic ballast included. Dimmable DALI-SwitchDim.
Supply voltage 220-240V. Insulation class II. SELV. IP20.

TAGORA RECESSED 970

W	Weight	Beam	Flux	CCT	DALI-SwitchDim Code
84 W	21 kg	XF	6425 lm	3000 K	**M2500.** 1/2/3/4 **.1**
			6914 lm	4000 K	**M2501.** 1/2/3/4 **.1**



⌀**1002**

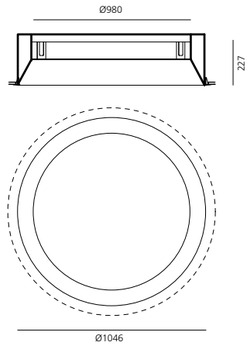

220/240Vac 50/60Hz electronic ballast included. Dimmable DALI-SwitchDim.
Supply voltage 220-240V. Insulation class II. SELV. IP20.

BASF Lukids - Ludwigshafen (Deutschland)
Arch.: Sander. Hofrichter, Photo: Luisa Schneider

Tagora
↳ ceiling



Series of ceiling mounted luminaires available in 4 diameters (80 mm, 270 mm, 570 mm, 970 mm), using high-output LEDs, Retrofit LEDs.

Aluminium body available in different two-coloured versions: beige/white, grey/white, black/orange, black/vert and black/blue.

Tagora 80 and 270 offer high-output spot light with aluminium optics.

Tagora 270 LED uses a proprietary system based on a hybrid combined lens and reflector optic.
This system helps to create defined narrow beams using high-powered LED modules of large dimensions.

Tagora 570 and 970 come with a PMMA diffuser, offering a comfortable diffused light. LED versions use high-output sources.

Integrated electronic power supply, dimmable or non-dimmable options, depending on the version.

Only ceiling mounted installation allowed.

Compliant with standard EN60598-1 and other specific standards.

↳ TAGORA CEILING

Orange Black **57** **1.**
Beige White **52** **2.**
Blue Black **58** **3.**
Green Black **59** **4.**
Grey White **56** **6.**

F WF XF

220/240Vac 50/60Hz
electronic ballast
included.

IP20/ **IP**40
⏚
960°

TAGORA CEILING 80

W	Weight	Beam	Flux	CCT	Undimmable Code	DALI dimmable Code
14 W	1,15 kg	WF 36°	1027 lm	3000 K	**AB061.** 52/56/57/58/59	**AB081.** 52/56/57/58/59
			1059 lm	4000 K	**AB064.** 52/56/57/58/59	**AB084.**52/56/57/58/59
		WF 44°	1110 lm	3000 K	**AB062.** 52/56/57/58/59	**AB082.**52/56/57/58/59
			1145 lm	4000 K	**AB065.** 52/56/57/58/59	**AB085.** 52/56/57/58/59
		XF 52°	1015 lm	3000 K	**AB063.** 52/56/57/58/59	**AB083.** 52/56/57/58/59
			1046 lm	4000 K	**AB066.** 52/56/57/58/59	**AB086.**52/56/57/58/59



MacAdam 3SDCM
Life L80 (9K) 50000h
CRI=90

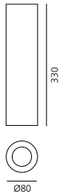

LED (GU10)	Weight	Code
220 V 240 V*	0,98 kg	**M0189.** 1/2/3/4/6 **.0**

*Max 81mm (overall)

TAGORA CEILING 270

W	Weight	Beam	Flux	CCT	DALI dimmable Code
34 W	3,74 kg	F 16°	1804 lm	3000 K	**M2484.** 1/2/3/4/6 **.1**
			1926 lm	4000 K	**M2485.** 1/2/3/4/6 **.1**
		WF 32°	1636 lm	3000 K	**M2486.** 1/2/3/4/6 **.1**
			1744 lm	4000 K	**M2487.** 1/2/3/4/6 **.1**



MacAdam 1SDCM
Life L70 (6K) 50000h
CRI=90

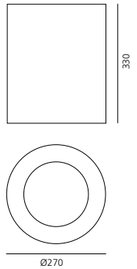

TAGORA CEILING 570

W	Weight	Beam	Flux	CCT	DALI dimmable Code
58 W	4,90 kg	XF	3593 lm	3000 K	**M2482.** 1/2/3/4/6 **.1**
			3820 lm	4000 K	**M2483.** 1/2/3/4/6 **.1**



IP40
MacAdam 3SDCM
Life L70 (6K) 50000h
CRI=80

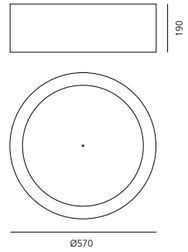

TAGORA CEILING 970

W	Weight	Beam	Flux	CCT	DALI dimmable Code
84 W	16,24 kg	XF	6425 lm	3000 K	**M2480.** 1/2/6 **.1** 3/4 **.1**
			6915 lm	4000 K	**M2481.** 1/2/6 **.1** 3/4 **.1**



IP40
MacAdam 3SDCM
Life L70 (6K) 50000h
CRI=80

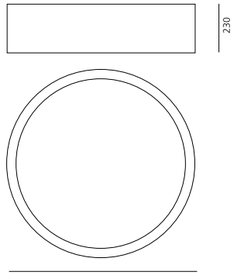



Vodafone Campus - Duesseldorf (Germany)
Arch.: HPP Hentrich-Petschnigg & Partner, Photo: Werner Huthmacher

Tagora
↳ suspension





Series of suspended luminaires available in 4 diameters (80 mm, 270 mm, 570 mm, 970 mm), using high-output LEDs, Retrofit LEDs.

Aluminium body available in different two-coloured versions: beige/white, grey/white, black/orange, black/vert and black/blue.

Steel suspension cables allowing quick adjustment, 2 metre length.

Tagora 80 and 270 offer a high-output spot light with aluminium optics.

Tagora 270 uses a proprietary system based on a hybrid combined lens and reflector optic. This system helps to create defined narrow beams using high-powered LED modules of large dimensions.

Tagora 570 and 970 come with a PMMA diffuser, offering a comfortable diffused light. LED versions use high-output sources.

Integrated electronic power supply, dimmable or non-dimmable options, depending on the version.

Compliant with standard EN60598-1 and other specific standards.

Orange Black **57** **1.** | Beige White **52** **2.** | Blue Black **58** **3.** | Green Black **59** **4.** | Grey White **56** **6.**

F | WF | XF

220/240Vac 50/60Hz
electronic ballast
included.

IP20
960°

TAGORA SUSPENSION 80

W	Weight	Beam	Flux	CCT
14 W	1,15 kg	WF 36°	1027 lm	3000 K
			1059 lm	4000 K
		WF 44°	1111 lm	3000 K
			1145 lm	4000 K
		XF 52°	1015 lm	3000 K
			1047 lm	4000 K

Undimmable Code
AB021.52/56/57/58/59
AB024.52/56/57/58/59
AB022.52/56/57/58/59
AB025.52/56/57/58/59
AB023.52/56/57/58/59
AB026.52/56/57/58/59

DALI dimmable Code
AB041. 52/56/57/58/59
AB044. 52/56/57/58/59
AB042. 52/56/57/58/59
AB045. 52/56/57/58/59
AB043. 52/56/57/58/59
AB046. 52/56/57/58/59



MacAdam 3SDCM
Life L80 (9K) 50000h
CRI=90

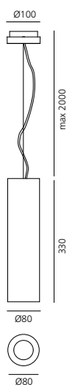

LED (GU10)	
	Weight
220 V 240 V*	1,03 kg

*Max 81mm (overall)

Code
M0191. 1/2/3/4/6 **.0**

TAGORA SUSPENSION 270

W	Weight	Beam	Flux	CCT
34 W	4,65 kg	F 16°	1804 lm	3000 K
			1926 lm	4000 K
		WF 32°	1636 lm	3000 K
			1744 lm	4000 K

DALI dimmable Code
M2496. 1/2/3/4/6 **.1**
M2497. 1/2/3/4/6 **.1**
M2498. 1/2/3/4/6 **.1**
M2499. 1/2/3/4/6 **.1**



MacAdam 1SDCM
Life L70 (6K) 50000h
CRI=90

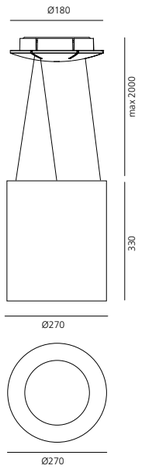

Orange Black **1.** | Beige White **2.** | Blue Black **3.** | Green Black **4.** | Grey White **6.**

XF

220/240Vac 50/60Hz
electronic ballast
included.

IP40
960°

TAGORA SUSPENSION 570

Direct emission W	Weight	Beam	Flux	CCT
58 W	6,45 kg	XF	3593 lm	3000 K
			3820 lm	4000 K

DALI dimmable Code
M2492. 1/2/3/4/6 **.1**
M2493. 1/2/3/4/6 **.1**

Direct + indirect emission W	Weight	Beam	Flux	CCT
72 W	6,62 kg	XF	4675 lm	3000 K
			4944 m	4000 K

DALI dimmable Code
M2402. 1/2/3/4/6 **.1**
M2403. 1/2/3/4/6 **.1**



MacAdam 3SDCM
Life L70 (6K) 50000h
CRI=80

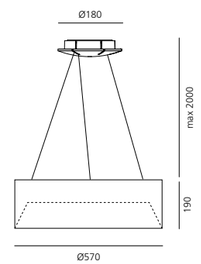

TAGORA SUSPENSION 970

Direct emission W	Weight	Beam	Flux	CCT
84 W	21 kg	XF	6425 lm	3000 K
			6915 lm	4000 K

DALI dimmable Code
M2488. 1/2/3/4/6 **.1**
M2489. 1/2/3/4/6 **.1**

Direct + indirect emission W	Weight	Beam	Flux	CCT
95 W	21 kg	XF	7536 lm	3000 K
			7950 m	4000 K

DALI dimmable Code
M2508. 1/2/3/4/6 **.1**
M2509. 1/2/3/4/6 **.1**



MacAdam 3SDCM
Life L70 (6K) 50000h
CRI=80

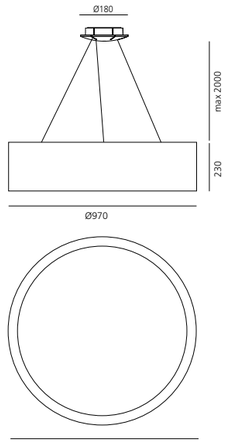



Microsoft - Milan (Italy)
Photo: Dario Fabbrucci



Mouette

Wilmotte & Industries
↪ 2004

Suspension light fitting with diffused emission.

Versions: Mouette symmetric, Mouette asymmetric.

Solid opal diffuser in moulded polypropylene.

Luminous flux distribution:
74% in direct emission,
26% in indirect emission.

DALI dimmable.

The light fitting is equipped with quick-adjustment steel suspension cables, ceiling plate and power cable.

Cable length: Mouette: 2m or 6m,
Mouette mini: 2m.

Complies with standard EN60598-1 and other specific standards.

For further information on Mouette
↪ visit artemide.com

Artemide App
↪ on request

↳ MOUETTE

Opal white
20

XF

MacAdam 2SDCM
Life L70 (6K) 50000h
CRI =80

IP20 / **IP**40
750°

MOUETTE SYMMETRIC

W	Flux	CCT	Weight	Cable length	**Undimmable** Code	**DALI dimmable** Code
105 W	13824lm	3000 K	8,50 kg	1900mm	**AK00400**	**AK00300**
			8,60 kg	5900mm	**AK10400**	**AK10300**



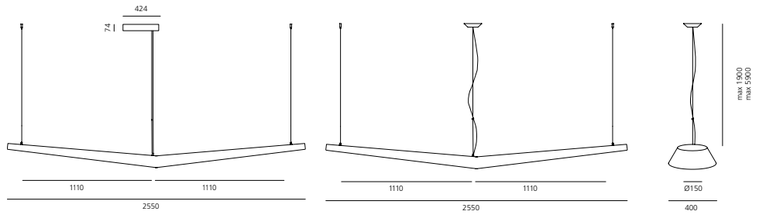

MOUETTE SYMMETRIC

W	Flux	CCT	Weight	Cable length	**Undimmable** Code	**DALI dimmable** Code
55 W	6221lm	3000 K	5,40 kg	1900mm	**AK00200**	**AK00100**
			5,50 kg	5900mm	**AK10200**	**AK10100**



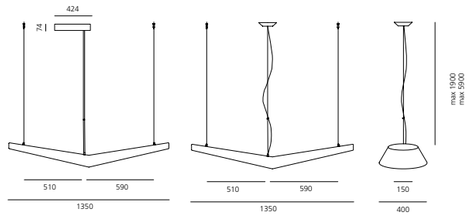

MOUETTE ASYMMETRIC

W	Flux	CCT	Weight	Cable length	**Undimmable** Code	**DALI dimmable** Code
80 W	10368lm	3000 K	6,80 kg	1900mm	**AK00600**	**AK00500**
			6,90 kg	5900mm	**AK10600**	**AK10500**





A.

↳ Outdoor

General Lighting
Path Lighting
↳



"O" 678
Walking 690
Antarktikós 708
Reeds 712
Tetragono 720
Ippolito 724
Piroscafo 726
Oblique 730
Basolo 734
Cuneo 736
Niki 740
Dioscuri 744
Nuda 746
Ciclope 754
Chilone 760
Granito 768
Effetto 778
Calumet 772
Molla 776
Tolomeo Outdoor 788
Tolomeo XXL 784

“O”

Elemental
↪ 2018

O

Light without a lamp for public space

The more the planet becomes urban, the more we appreciate the value of natural spaces. The cities with the highest quality of life are those that were visionary enough to keep portions of untouched nature within their footprint and transform them into public spaces. Forest than can become parks, rivers that can become pools, hills that can become viewpoints or beaches that can become promenades measure the capacity of a city to provide the right environment for their citizens.

The problem is that the forces that govern nature and modern urban life, even if guided by good will, tend to pull in opposite directions. If we want to access a hill, we erode its slopes with roads. If we want to prevent a river's flooding, we alter its basin's permeability. If we want to keep a park clean, we invade it with garbage cans. If we want to illuminate it to make it safe, we invade it with posts and cables.

One of the strongest intrusions in the natural order (and yet one of that remains almost unnoticed) is the disappearance of darkness in our cities. In the attempt to make parks safe, we not only invade them with posts and cables, but we alter forever the circadian rhythm that is crucial for the existence of species, both animal and vegetal.

Our project for Artemide is an attempt to reconcile the needs of the natural and the urban environment. Our strategy is twofold: on the one hand is to design a light for the public space that when not in use can be as imperceptible as possible; light without a lamp. On the other hand is to take advantage of different types of sensors so that light appears just when needed; light only on demand.

For such aims we started from the Discovery lamp developed by Artemide: a disc of Polymethyl methacrylate (PMMA), transparent when not in use, but "carved" with some invisible laser insertions in its mass, so that when the LED in the peripheral ring is turned on, the whole mass becomes the light source.

For O we envision a series of discs that interfere as little as possible an existing landscape, but that when activated by people's motion, they illuminate the adjacent space for only a limited amount of time. Darkness and Disappearance will be the contribution of O to nature and public space.

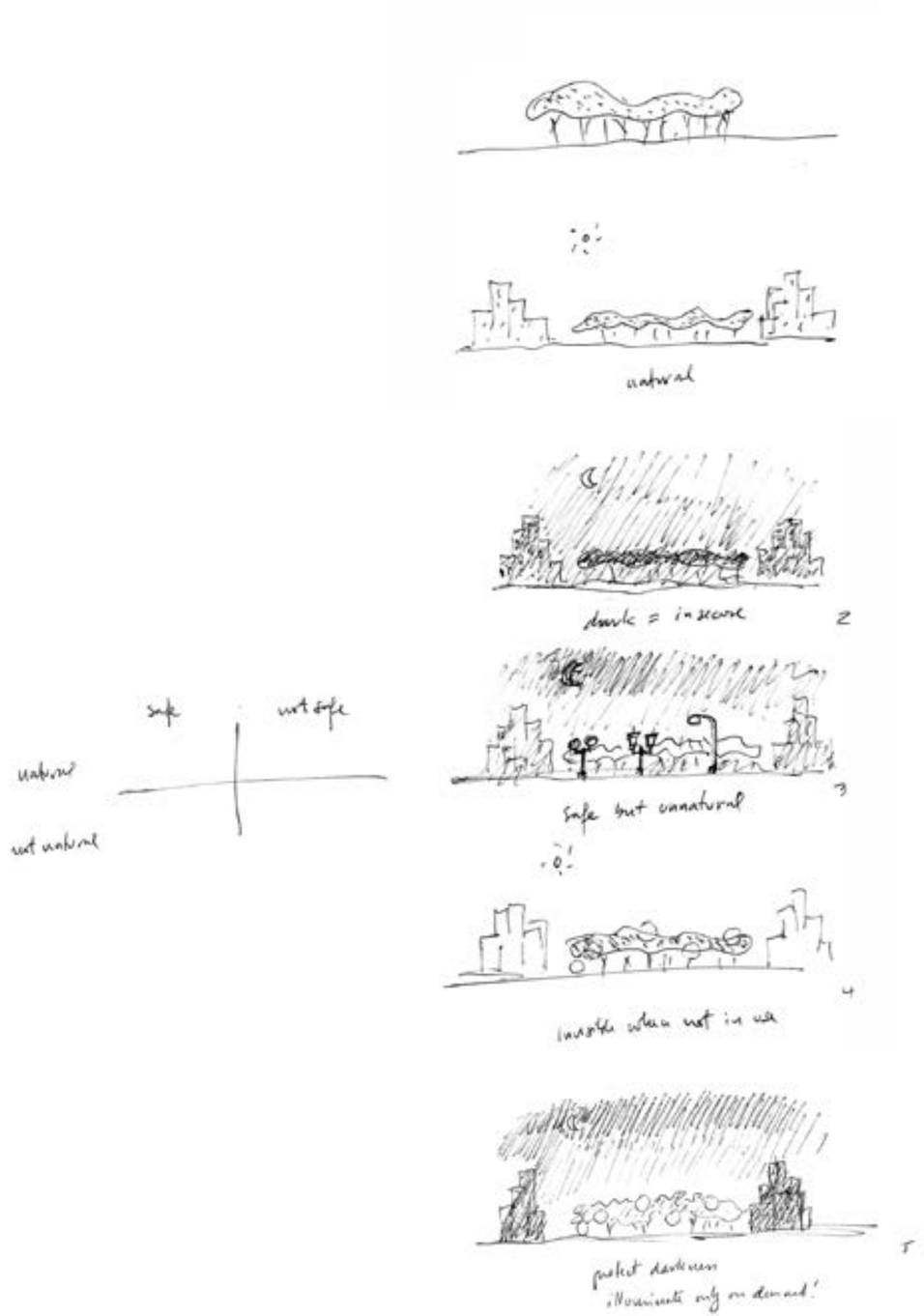

“O” typologies

SUSPENSION



“O” Ø 900

XF
42 W
1595 lm



“O” Ø 450

XF
22 W
859 lm

Extruded and calendered aluminium ring, silicone diffuser, die-cast aluminium base

Artemide App

FLOOR



“O” Ø 900

XF
42 W
1595 lm



“O” Ø 900 INDOOR

XF
42 W
1595 lm



“O” Ø 450

XF
22 W
859 lm

WALL/CEILING



“O” Ø 450

XF
22 W
859 lm

For further information on “O”
↪ visit artemide.com

Black

XF

MacAdam 3SDCM
Life L70 (6K)>40000h
CRI =90

IP67

“O” SUSPENSION

IP67				
Ø	W	Beam	Flux	CCT
900 mm	42 W	XF	1595 lm	3000K

IP67
Code
T072030



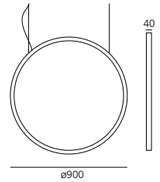

“O” FLOOR

IP67				
Ø	W	Beam	Flux	CCT
900 mm	42 W	XF	1595 lm	3000K

IP67
Code
T071030



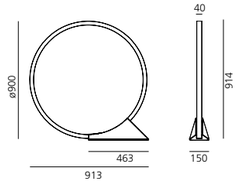

“O” FLOOR INDOOR

IP20					
Ø	W	Beam	Flux	CCT	
900 mm	42 W	XF	1595 lm	3000K	
					APP

IP20
Code
T073030
T073030APP

“O” 45 SUSPENSION

IP67				
Ø	W	Beam	Flux	CCT
450 mm	22 W	XF	859 lm	3000K

IP67
Code
T072130





“O” 45 FLOOR / WALL / CEILING

IP67				
Ø	W	Beam	Flux	CCT
450 mm	22 W	XF	859 lm	3000K

IP67
Code
T071130





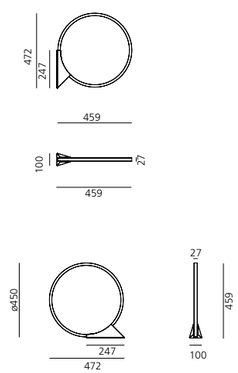

Walking

Carlotta de Bevilacqua
↪ 2017

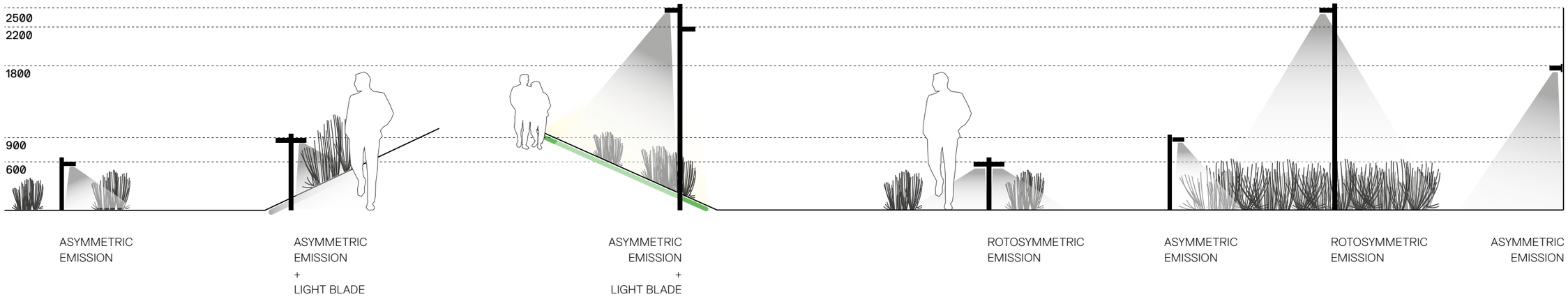

Walking optical system

It can create different luminous landscapes starting from three white or coloured lighting performances, either single or combined within the same element according to a space gradient of structures of different heights.
It defines a new, exciting lighting language, respectful of the surrounding space, which it approaches with deeds that promote its perception and a man-sized experience. A dynamic discovery of space that is allowed, among other things, by the possible interaction with sensors, the Artemide App and advanced intelligences.



LIGHT BLADE



FUNCTIONAL LIGHT
ROTOSYMMETRIC EMISSION



FUNCTIONAL LIGHT
ASYMMETRIC EMISSION

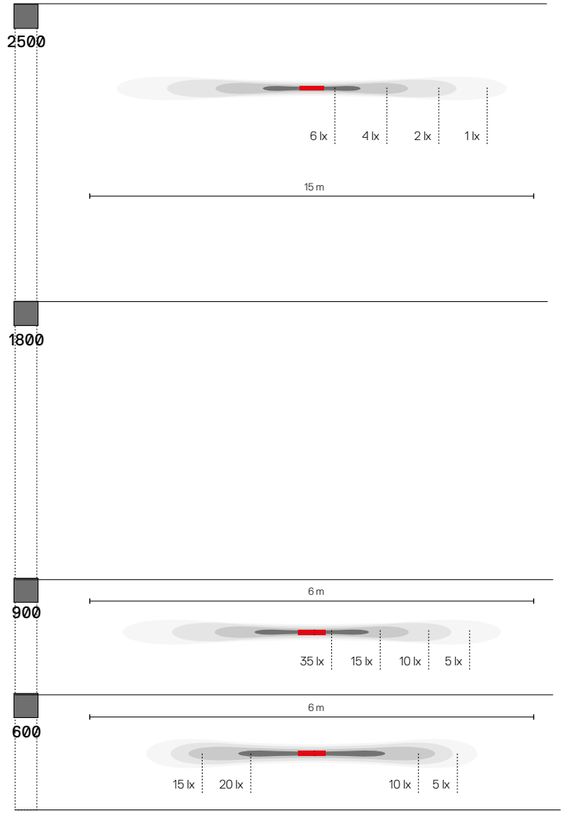

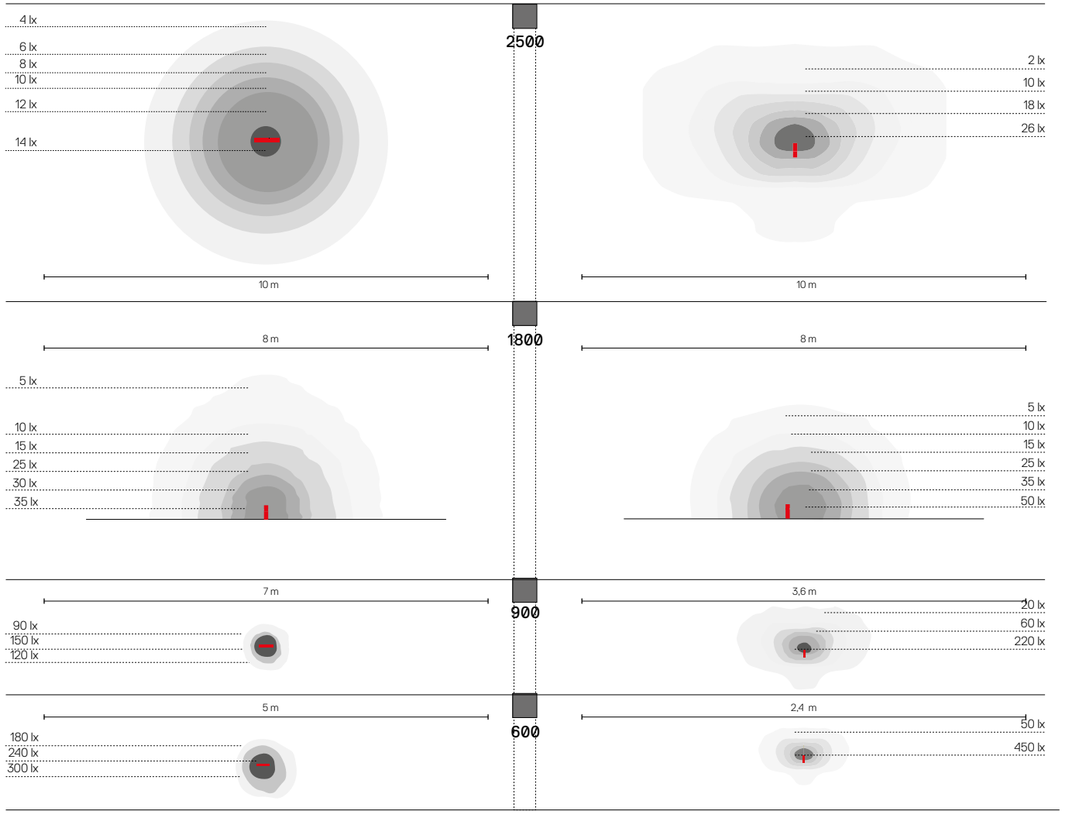

Walking
head pole typologies

FUNCTIONAL LIGHT



ROTOSYMMETRIC EMISSION



S 2x63°
10,3W
334 lm



ASYMMETRIC EMISSION



S 2x60° / 16°+54°
10,3W
455 lm

LIGHT BLADE



RED EMISSION



GREEN EMISSION



BLUE EMISSION



WHITE EMISSION

Artemide
App
↪ on request

For further information on Walking
↪ visit artemide.com

Walking
wall typologies

FUNCTIONAL LIGHT



ROTOSYMMETRIC EMISSION



S 2x63°
10,3W
334 lm



ASYMMETRIC EMISSION



S 2x60° / 16°+54°
10,3W
455 lm

LIGHT BLADE



RED EMISSION



GREEN EMISSION



BLUE EMISSION



WHITE EMISSION

Walking
pole configuration
typologies

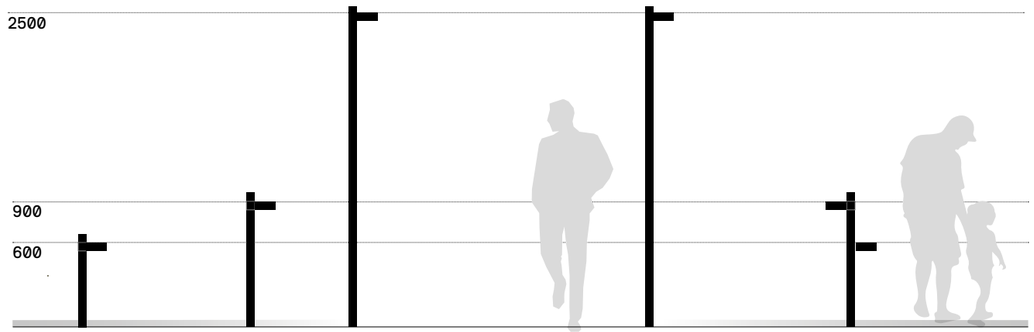

H.600

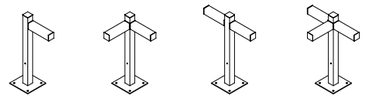

H. 900

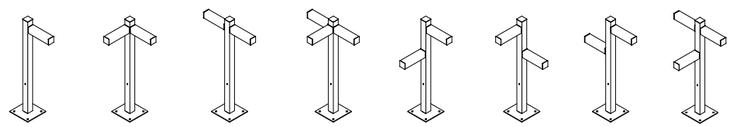

H.2500

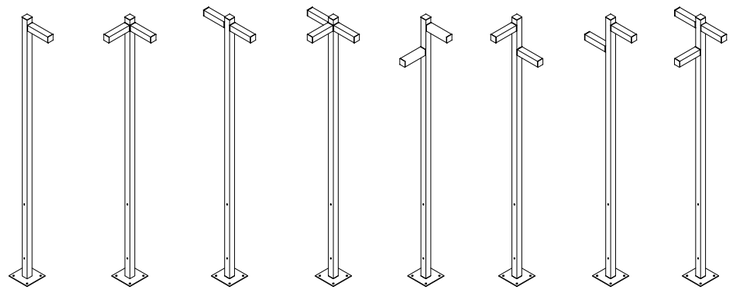



Walking
head colors



White

01



Black

04



Blue

18



Reed

20



Yellow

15

WALKING - POLE

Black

POLE 600

Pole configuration	Head	A Head	Code
A	1x	60 h.	**T4505A30**
A A	2x90°	60 h.	**T4505B30**
A A	2x180°	60 h.	**T4505C30**
A A A	3x270°	60 h.	**T4505D30**

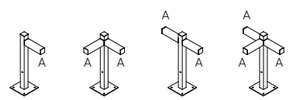

POLE 900

Pole configuration	Head	A Head up	B Head down	Code
A	1x	90 h.		**T4506A30**
A A	2x90°	90 h.		**T4506B30**
A A	2x180°	90 h.		**T4506C30**
A A A	3x180°	90 h.		**T4506D30**
A B	2x90°	90 h.	60 h.	**T4506E30**
B A	2x90°	90 h	60 h.	**T4506F30**
B A	2x180°	90 h.	60 h.	**T4506G30**
A A B	3x180°	90 h.	60 h.	**T4506H30**

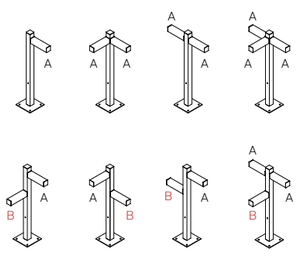

POLE 2500

Pole configuration	Head	A Head up	B Head down	Code
A	1x	250 h.		**T4507A30**
A A	2x90°	250 h.		**T4507B30**
A A	2x180°	250 h.		**T4507C30**
A A A	3x180°	250 h.		**T4507D30**
A B	2x90°	250 h.	210 h.	**T4507E30**
B A	2x90°	250 h.	210 h.	**T4507F30**
B A	2x180°	250 h.	210 h.	**T4507G30**
A A B	3x180°	250 h.	210 h.	**T4507H30**

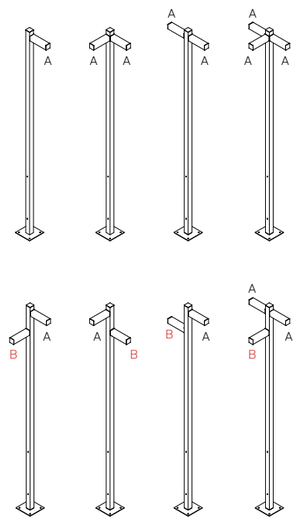

WALKING - HEAD POLE

Grey-white Ral 9002 **20** | Blue **50** | Black **30** | Red **40** | Yellow **60**

S | AS

MacAdam 7SDCM
Life L90 (10K)>60500h
CRI =80

IP65

FUNCTIONAL LIGHT

W	L. Cable	Beam	Flux	CCT	Code
10,3 W	270	S	334 lm	3000K	**T4501SM0.** 20/30/40/50/60
		AS	455 lm	3000K	**T4501AS0.** 20/30/40/50/60



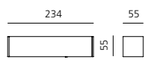

LIGHT BLADE

W	L. Cable	Light color	Code
10,3 W	270	Red	**T4501LR0.** 20/30/40/50/60
		Green	**T4501LG0.** 20/30/40/50/60
		Blue	**T4501LB0.** 20/30/40/50/60
		White	**T4501LW0.** 20/30/40/50/60



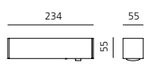



WALKING - WALL

Grey-white Ral 9002 **20** | Blue **50** | Black **30** | Red **40** | Yellow **60**

S | AS

MacAdam 7SDCM
Life L90 (10K)>60500h
CRI =80

IP65

FUNCTIONAL LIGHT

W	L. Cable	Beam	Flux	CCT	Code
10,3 W	270	S	334 lm	3000K	**T4503SM0.**20/30/40/50/60
		AS	455 lm	3000K	**T4503AS0.**20/30/40/50/60



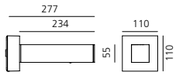

LIGHT SIGNS

W	L. Cable	Light color	Code
10,3 W	270	Red	**T4503LR0.** 20/30/40/50/60
		Green	**T4503LG0.** 20/30/40/50/60
		Blue	**T4503LB0.** 20/30/40/50/60
		White	**T4503LW0.**20/30/40/50/60



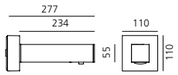

Antarktikós

Carlotta de Bevilacqua
↳ 2017



Antarktikós optic system

An innovative patented optic realizes a light blade that, from a single LED source, draws a 360 ° light profile.
A perfect tool for architectural lighting that emphasizes with high efficiency the different opening profiles.

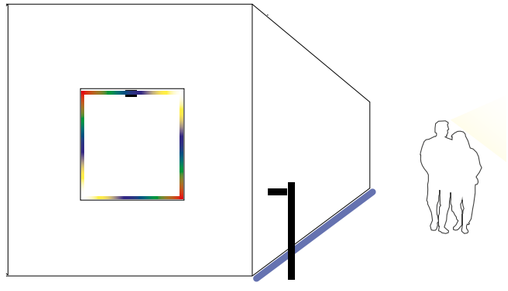

For further information on Antarktikós
↳ visit artemide.com

LIGHT TEMPERATURES AND COLORS

3000 K

RGB



Grey-white
Ral 9002

AS

Driver 500/700mA
supplied separately.

MacAdam 7SDCM
Life L70 (10K)>35500h
CRI =80

IP65
IK06

ANTARKTIKÓS WHITE

W	Flux	CCT	Code
3 W	31 lm	3000K	**T4520030**



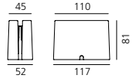

Driver		Vac	L_{mm}	W_{mm}	H_{mm}	IP	n°device in series		Code
cc 10W	700mA	220-240	75	38	25	20	1-4max	Undimmable	**NL19035**
cc 14W	700mA	220-240	79	38	25	67	1-5max	Undimmable	**DV3003**
cc 25W	900mA	220-240	164	38	25	20	1-9max	DALI/PUSH dimmable	**DV1003**
cc 38W	900mA	220-240	185	35	33	67	1-12max	DALI/PUSH dimmable	**DV1042**

ANTARKTIKÓS RGB

W	Flux	Code
3 W	31 lm	**T4521030**



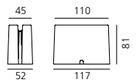

Driver	Vin	Vac	L_{mm}	W_{mm}	H_{mm}	IP	n°device in series	Code
25 W	100-277 Vac	12Vdc	148	40	32	67	max 5	**DV1055**
40 W	100-277 Vac	12Vdc	163	43	32	67	max 8	**DV1056**
96 W	100-277 Vac	12Vdc	140	63	32	67	max 20	**DV1057**
150 W	100-277 Vac	12Vdc	228	68	39	67	max 30	**DV1043**
DIMMER DMX	12-24 Vdc	12-24 pwm	88	54	25	20	max 1	**DV1059**
DIMMER DALI	12-24 Vdc	12-24 pwm	88	54	25	20	max 1	**DV1052**

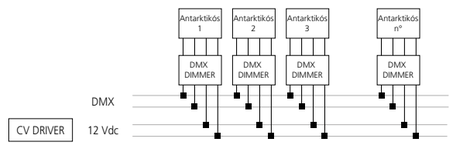

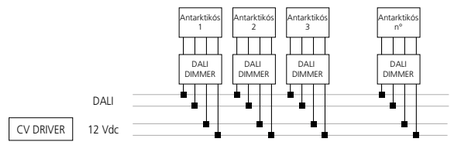

Reeds

Klaus Begasse
↪ 2013

Floor light fixture with diffuse emission, with monochromatic LED light sources.

Available with IP20 protection rating for indoors, IP67 and IP68 for outdoors. IP67 and IP68 versions are available in Single or Triple shape.

Light is diffused through 7 PMMA rods with different heights to give the impression of a reed bed and which can be screwed to the base by means of AISI 316 stainless steel bushes. Part of the light is also diffused on the floor around the base.

The base has an irregular shape, which has been designed to allow a «mosaic» connection with other light fixtures so as to create an elaborate composition as needed.

Technical features in compliance with EN60598-1 (IP20, IP67) and section 2-18 (IP68).

Reeds IP20

Consists of a base made up of a transparent polycarbonate casing.

Installed between 2 aluminium plates and anti-scratch support feet.

Technopolymer aesthetic cover.

Complete with integrated ballast and plug with transparent cable. Switching on and off are performed by means of the pedal push button located on the cable.

Reeds IP67

Consists of a base made up of a transparent polycarbonate casing installed between 2 AISI316 stainless steel plates fixed by means of AISI316 stainless steel screws. Water sealing is assured by a silicone gasket. The light fixture can be fastened to the floor by means of the holes in the lower plate. Technopolymer aesthetic cover.

Complete with integrated ballast and supplied with a 1.5 m-long H05RN-F 2x1 cable provided with IP67 connector for the electrical connection to the mains suitable for 5-13.5mm diameter cables.

Reeds IP68

Consists of a base made up of a transparent polycarbonate casing installed between 2 AISI316 stainless steel plates fixed by means of AISI316 stainless steel screws. Water sealing is assured by a silicone gasket. The light fixture can be fastened to the floor by means of the holes in the lower plate. Technopolymer aesthetic cover.

The light fixture is supplied with 24V DC power and is provided with a 5 m-long H05RN-F 2x1 cable with IP68 connector for the electrical connection to the mains suitable for 5-13.5mm diameter cables.

For further information on Reeds
↪ visit artemide.com







REEDS

Antrhracite Grey

20

AS

220/240Vac 50/60Hz
electronic ballast
included

MacAdam 4SDCM
Life L70 (6K)>35600h
CRI =80

IP20/**IP**67/**IP**68
IK10

IP20

W	Weight	Beam	Flux	CCT	Code
9,5 W	1,73 kg	AS	79 lm	3000K	**T087300**



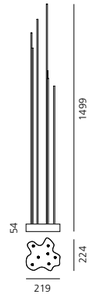

IP67

W	Weight	Beam	Flux	CCT	Code
9,5 W	2,53 kg	AS	79 lm	3000K	**T087400**

Electronic ballast included.



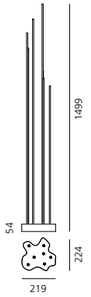

IP68

W	Weight	Beam	Flux	CCT	Code
9,5 W	2,53 kg	AS	79 lm	3000K	**T087500**

Electronic ballast 24Vdc supplied separately.
Please see page 945 for drivers installation details.

Driver	Vac in	Vac out	Lmm	Wmm	Hmm	IP	Code
25 W 24Vdc	110-277	24	150	40	32	67	**T409996**
60 W 24Vdc	110-277	24	165	43	32	67	**T409998**
90 W 24Vdc	110-277	24	165	61	36	67	**T409999**





REEDS TRIPLE

Antrhracite Grey

20

AS

220/240Vac 50/60Hz
electronic ballast
included

MacAdam 4SDCM
Life L70 (6K)>35600h
CRI =80

IP20/**IP**67/**IP**68
IK10

IP67

W	Weight	Beam	Flux	CCT	Code
28 W	7,38 kg	AS	237 lm	3000K	**T087700**

Electronic ballast included.



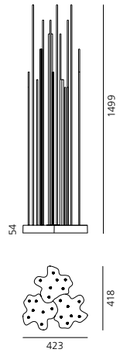

IP68

W	Weight	Beam	Flux	CCT	Code
28 W	7,38 kg	AS	237 lm	3000K	**T087800**

Electronic ballast 24Vdc supplied separately.
Please see page 945 for drivers installation details.

Driver	Vac in	Vac out	Lmm	Wmm	Hmm	IP	Code
60 W 24Vdc	110-277	24	165	43	32	67	**T409998**
90 W 24Vdc	110-277	24	165	61	36	67	**T409999**



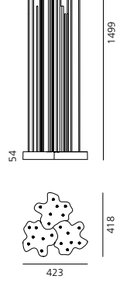



Tetragono

Ernesto Gismondi
↪ 2013

Lighting fixtures with direct asymmetrical light (floor version) and radial emission (wall version), with monochromatic LED light sources.

Floor or wall installation.
Finishing: anthracite grey painted.

Technical features of light fixtures in compliance with EN60598-1.

ENEC approved.

Tetragono floor: consists of lamp and supporting pole in extruded EN-AW-6060 aluminium, subjected to chromate treatment and painted, height 450 and 900mm, with painted steel base flange, with holes for floor installation by means of log bolts or dowels.

Tetragono wall: light fixture with radial light emission, consists of body and wall fixing plate; Lamp support in extruded EN-AW-6060 aluminium, subjected to chromate treatment and painted, with painted steel base flange, with holes for wall installation.

Lighting unit in die-cast EN-AB 47100 aluminium painted with 3-stage outdoor treatment: nanotechnologies, anti-oxidising primer, polyester paint.

Provided with metalised polycarbonate reflectors.

UV resistant diffuser in shock resistant polycarbonate with bright finish.

AISI 316 fixing screws and silicone gaskets.

Provided with cable and IP68 connector for the connection to the mains suitable for 5-13.5mm diameter cables (floor version) or for max 3,5mm diameter cables (wall version).

For further information on Tetragono
↪ visit artemide.com

TETRAGONO

Antrhracite Grey	AS	220/240Vac 50/60Hz electronic ballast included	MacAdam 2SDCM Life L70 (6K)>36300h CRI =90	**IP**65 **IK**10

TETRAGONO WALL

W	Weight	Beam	Flux	CCT	Code
15 W	1,8 kg	AS	481 lm	3000K	**T417300W00**



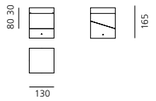

TETRAGONO FLOOR 45

W	Weight	Beam	Flux	CCT	Code
15 W	3,4 kg	AS	481 lm	3000K	**T417100W00**



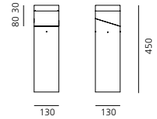

TETRAGONO FLOOR 90

W	Weight	Beam	Flux	CCT	Code
15 W	5,4 kg	AS	481 lm	3000K	**T417200W00**



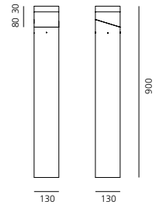



Ippolito

Alessandro Pedretti
(Studio Rota & Partners)
↪ 2011

Antrhracite Grey
Light Grey

AS

Electronic ballast included.

MacAdam 2SDCM
Life L70 (6K)=36300h
CRI =90

IP65
IK10

IPPOLITO 45

W	Weight	Beam	Flux	CCT	Code
15 W	6,36 kg	AS	1137 lm	3000K	**T085100**



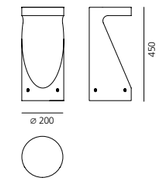

IPPOLITO 90

W	Weight	Beam	Flux	CCT	Code
15 W	8,81 kg	AS	1212 lm	3000K	**T085000**



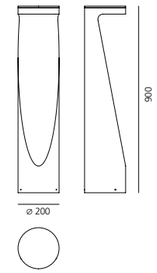

Light fixture with direct emission, with a unique high-performance monochromatic COB LED.

Floor installation.

Available in two heights (h 45cm and h 90cm).

Consists of support with lamp compartment and ballast compartment.

Cylindrical lamp support in engineering polymer (compact polyurethane). Painted with polyurethane resistant to atmospheric and chemical agents.

Fixture head in die-cast EN-AB 47100 aluminium, painted with 3-stage outdoor treatment: nanotechnologies, antioxidant primer, polyester paint.

UV resistant diffuser in transparent shock resistant polycarbonate.

Accessory compartment in polymers with closure cover in AISI 316.

Hot galvanised steel mounting plate, with holes for ground fixing by means of log bolts or dowels.

AISI 316 stainless steel screws and silicone seal gasket.

Provided with cable and IP68 connector for connection to the mains cables with 5 to 13,5 mm diameters.

Technical features of light fixtures in compliance with EN60598-1.

For further information on Ippolito
↪ visit artemide.com

Piroscafo

Ernesto Gismondi
↪ 2014



Lighting appliance for ground fixing with directional light emission, using monochrome LED light sources.

The appliance consists of a body and a fixing base of EN-AB 47100 die-cast aluminium finished with a 3-stage outdoor treatment: nanotechnologies, anti-oxidising primer, polyester painting.

Shock-resistant tempered glass screen.

AISI 316 stainless steel screws and silicone seal gaskets.

Provided with cable and IP67 connector for connection to the mains. Supports cables with 7 to 12 mm diameters.

Technical specifications comply with the EN60598-1 norm.

↪ PIROSCAFO

Antrhracite Grey **00** | Rust **10** | Green **20** | AS

220/240Vac 50/60Hz
electronic ballast
included

MacAdam 7SDCM
Life L70 (6K)>36300h
CRI =80

IP65

W	Weight	Beam	Flux	CCT
14 W	3,65 kg	AS	1143 lm	3000K

Code	
T0819.	00/10/20



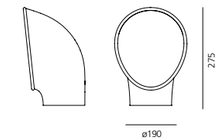

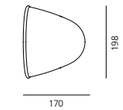

For further information on Piroscafo
↪ visit artemide.com





Oblique

Arik Levy
↪ 2014

Series of direct-light appliances fitted with high-yield LED sources.

Floor, bollard, or wall fitting.

Available with 2 finishes: painted grey-white (RAL 9002) and charcoal grey.

Pre-treated with hard anodic oxide coating, for enhanced resistance to corrosion, and subsequent polyester painting.

The technical specifications of the appliances comply with EN60598-1.

Made up of lighting body, wall mount (wall version); lighting body, bollard available in two heights, floor fixing flange (bollard version.)

Accessories available for the wall version include: 250cm-high bollard; floor fixing peg.

EN-AB 471000 die-cast aluminium lighting body.

EN-AW-6060 aluminium extruded bollard.

Supplied with IP68 connector for connection with mains.

For further information on Oblique
↪ visit artemide.com



↳ OBLIQUE

White
20

Antrhracite Grey
00

AS

220/240Vac 50/60Hz
electronic ballast
included

MacAdam 3SDCM
Life L70 (6K)= 50000h
CRI =80

IP65
IK07

OBLIQUE BOLLARD 75

W	Weight	Beam	Flux	CCT	Code
15 W	4 kg	AS	750 lm	3000K	**T086300**



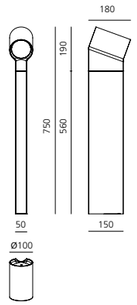

Accessories	Code
Ground picket	**T086500**

OBLIQUE BOLLARD 45

W	Weight	Beam	Flux	CCT	Code
15 W	43 kg	AS	750 lm	3000K	**T086200**



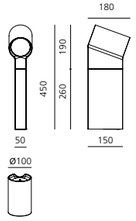

Accessories	Code
Ground picket	**T086500**

OBLIQUE

W	Weight	Beam	Flux	CCT	Code
20 W	2 kg	AS	918 lm	3000K	**T086020**



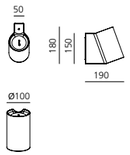

Accessories	Code
Ground picket	**T086500**
Pole	**T086400**

Basolo

Ernesto Gismondi
↳ 2014

↳ BASOLO

Anthracite grey

AS XF

220/240Vac 50/60Hz
electronic ballast included

MacAdam 2SDCM
Life L70 (6K) >36000h
CRI =80

IP67
IK06

BASOLO WALLWASHER

W	Weight	Beam	Flux	CCT	**Fixed** Code	**Mobile** Code
27 W	3,4 kg	AS	2067 lm	3000K	**T419700W00**	**T440000W00**



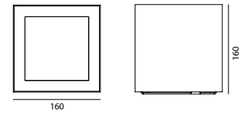

BASOLO CEILING

W	Weight	Beam	Flux	CCT	Code
27 W	3,4 kg	XF	2220 lm	3000K	**T440100W00**



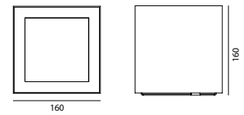

Floor and ceiling asymmetrical wallwasher light fixture with a roto-symmetrical option, only available for the ceiling version. The ceiling version is also available with downlight optics with high visual comfort (UGR<19).

Fixture consisting of cubic body and floor / ceiling fixing plate. Ceiling version includes a security cable, Wallwasher version also available in movable version .

Body made in die-cast aluminium
EN-AB 44100 with 3-stage outdoor treatment: nanotechnologies, antioxidant primer, polyester paint.

Includes a metal-finish polycarbonate reflector.

Diffuser in tempered silk-screened glass.

AISI 316 fixing screws and silicon gaskets.

Supplied with H05RN-F 3X1 cable and IP67 network connector using 5-13.5 diameter cables, housed in a compartment in the lower part of the fixture.

Technical features in compliance to EN60598-1.

For further information on Basolo
↳ visit artemide.com

Cuneo
Cuneo Mini

Klaus Begasse
↪ 2010, 2015



The elliptical light emission and the flat shape of the fixture make it particularly suitable for floors or spacious areas in gardens to provide a side lighting.

For further information on Cuneo and Cuneo Mini
↪ visit artemide.com

Light fixture with direct side emission, with high-performance LED light sources. Monochromatic LEDs are used together with collimators and a light-diffusing prismatic screen to obtain an optimum lighting beam.

Floor or wall installation. In the wall installation, the light can be pointed either upwards or downwards.

Available in 3 finishes: light grey, dark grey and rust painted.

Consists of lighting cap and terminal board fixed together by means of locking screws.

Cap and terminal board in die-cast EN AB-47100 aluminium, gaskets in silicone rubber. Electronic ballast integrated in the fixture.

Cuneo: PMMA collimators installed on the LED light sources. Light-diffusing prismatic screen in PMMA siliconed flush with the lighting cap.

Cuneo Mini: High-yield COB LED source with high-reflection anodized aluminium body. Etched tempered glass screen glued flush to the lighting body with silicon.

Power connection to the mains to be carried out outside the fixture, without the need to open, by means of a pre-installed IP65 connection device suitable for cables with a diameter between 6 and 13 mm.

Wall installation by means of a bracket in folded steel sheet to which the fixture is fastened with two screws.

Screws in AISI 316 stainless steel.

All the components in die-cast aluminium and the steel bracket for wall or floor fixing are painted by means of 3-stage outdoor treatment: nanotechnologies, antioxidant primer, polyester paint.

Technical features of light fixtures in compliance with EN60598-1.

ENEC approved.



CUNEO, CUNEO MINI

Grey-white Ral 9002 **00** | Rust **10** | Antrhracite Grey **20** | AS

220/240Vac 50/60Hz
electronic ballast
included

MacAdam 2SDCM
Life L70 (6K)= 50000h
CRI =90

IP65

CUNEO

W	Weight	Beam	Flux	CCT
17 W	1,8 kg	AS	595 lm	3000K

Code
T0827. 00/10/20



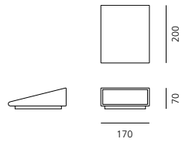

CUNEO MINI

W	Weight	Beam	Flux	CCT
11 W	0,88 kg	AS	805 lm	3000K

Code
T0828. 00/10/20



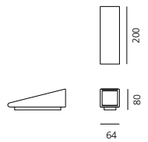





Niki

Ernesto Gismondi
↳ 1999



Inox Satiny	Inox Polished	XF	220/240Vac 50/60Hz electronic ballast included	MacAdam 3SDCM Life L70 (6K) 50000h CRI =80	IP65 IK06
15	**13**				

W	Weight	Beam		CCT
75 W	3 kg	XF	E27	3000K

Code
AH100. 13/15



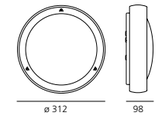

For further information on Niki
↳ visit artemide.com

Light fixture with diffuse emission, with LED sources.
Wall and ceiling installation.
Lamp unit in AISI316 stainless steel.
Moulded covering frame in AISI316 stainless steel, satiny or polished finish.
AISI 316 stainless steel screws and polyurethane seal gaskets.

Suitable for watertight connection.
Electronic ballast.





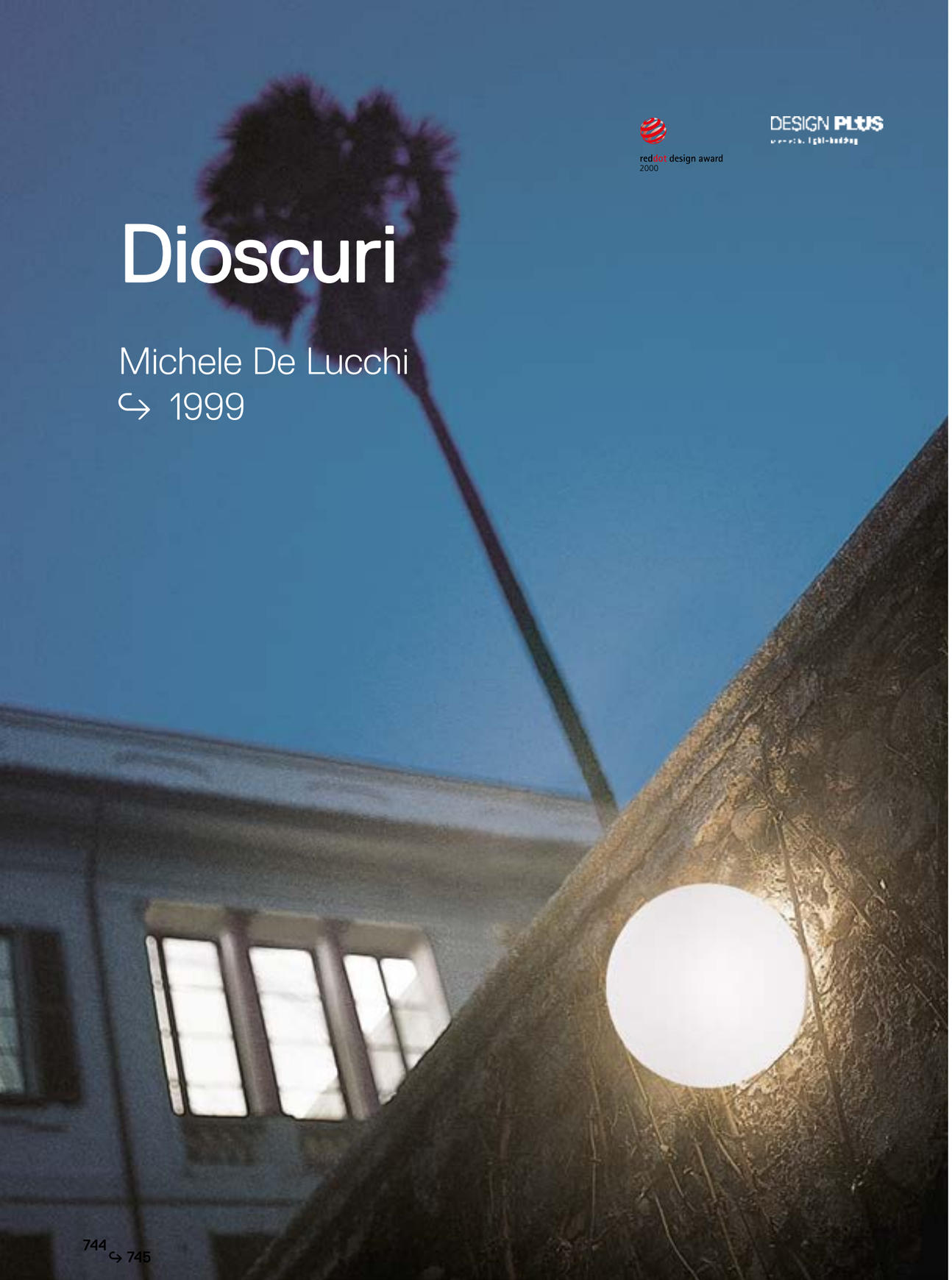

Dioscuri

Michele De Lucchi
↪ 1999

reddot design award
2000

DESIGN PLUS

↪ DIOSCURI

White

XF

220/240Vac 50/60Hz
electronic ballast
included

IP65



Wall and ceiling light fixture with diffuse emission.
Available in 4 sizes (ø14, ø25, ø35 e ø42 cm).
Wall support in thermoplastic resin.
Acid-etched blown glass diffuser, milk white colour.
Silicone seal gaskets.
Suitable for watertight connection.
Technical features of light fixtures in compliance with EN60598-1.

For further information on Dioscuri
↪ visit artemide.com

DIOSCURI 14

LED RETROFIT	
W	**IP**
max 1x4W (E14)	44

Code
1039110A





DIOSCURI 25

LED RETROFIT	
W	**CCT**
LED Retrofit max 1x8W (E27)	3000K

Code
0112010A





DIOSCURI 35

LED RETROFIT	
W	**CCT**
LED Retrofit max 1x21W (E27)	3000K

Code
0116010A



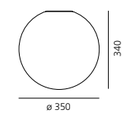

DIOSCURI 42

LED RETROFIT	
W	**CCT**
LED Retrofit max 1x21W (E27)	3000K

Code
0117010A



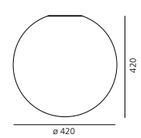

Nuda

Ernesto Gismondi
↪ 2010

Series of light fixtures with direct unilateral or bilateral emission, with high-performance LED light sources.

Floor and recessed installation.

Available in 3 finishes: grey-white painted (RAL 9002), dark grey and rust painted.

Painting is obtained by means of 3-stage outdoor treatment: nanotechnologies, antioxidant primer, polyester paint.

AISI 316 stainless steel screws and silicone seal gasket.

Technical features of light fixtures in compliance with EN60598-1.

ENEC approved.

Nuda floor

Available in unilateral and bilateral emission version and in two heights (h 50cm and h 100cm).

Consist of lamp, support pole and ground mounting plate.

Lamp unit in die-cast EN-AB 47100 aluminium.

UV resistant diffuser in shock resistant polycarbonate with satin finish.

Specular reflector in aluminium. It conveys and diffuses the luminous flow downwards to ensure visual comfort.

Support pole in extruded EN-AW-6060 aluminium, chromate treated and painted.

Mounting plate in folded, welded and painted steel, with holes for ground fixing by means of log bolts or dowels.

Provided with IP67 cable and connector for the mains connection.

Nuda recessed

Consist of lamp and recessing box for recessed wall installation.

Lamp unit in painted die-cast EN-AB 44100 aluminium, complete with holding plate for electrical components.

Specular reflector in aluminium. It conveys and diffuses the luminous flow downwards to ensure visual comfort.

UV resistant diffuser in shock resistant polycarbonate with satin finish.

Aesthetic cover in painted aluminium.

Provided with IP67 cable and connector suitable for H07RN-F cables with a diameter from 5 to 13.5 mm for the mains connection.

Recessing box in reinforced polymer, can be ordered separately.

For further information on Nuda
↪ visit artemide.com



NUDA FLOOR 50 UNILATERAL

LED 8,5 W			Lighting application		
h	L	a	Em	Emax	Emin
0.5 m	0.5 m	1.8 m	52 lux	178 lux	0.5 lux

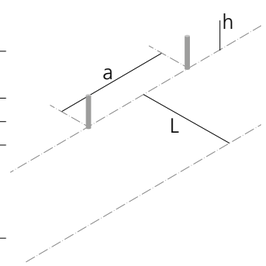



NUDA FLOOR 100 UNILATERAL

LED 17 W			Lighting application		
h	L	a	Em	Emax	Emin
1.0 m	1.0 m	2.5 m	24 lux	66 lux	0.5 lux



NUDA FLOOR 50 BILATERAL

LED 8,5 W			Lighting application		
h	L	a	Em	Emax	Emin
0.5 m	0.5 m	1.8 m	10 lux	59 lux	0.5 lux

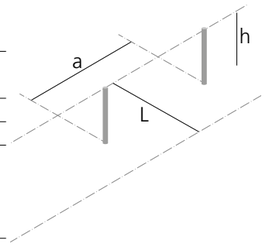



NUDA FLOOR 100 BILATERAL

LED 17 W			Lighting application		
h	L	a	Em	Emax	Emin
1.0 m	1.0 m	2.5 m	7 lux	26 lux	0.5 lux



RECESSED HOLE

200 x 260 x 60 mm



RECESSING BOX

190 x 250 x 55 mm



LIGHTING UNIT

AESTHETIC COVER




ONE ZURICH WAY

NUDA

Grey-white Ral 9002 **00** | Rust **10** | Antrhracite Grey **20** | AS

220/240Vac 50/60Hz
electronic ballast
included

MacAdam 7SDCM
Life L70 (10K)>35500h
CRI =80

IP65
IK06

NUDA RECESSED

W	Weight	Beam	Flux	CCT
8 W	1,24 kg	AS	180 lm	3000K

Code	
T0835.	00/10/20
T083400	

Recessing box





NUDA FLOOR 50 UNILATERAL

W	Weight	Beam	Flux	CCT
8 W	3,6 kg	AS	180 lm	3000K

Code	
T0836.	00/10/20



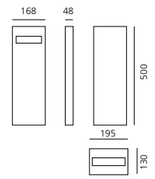

NUDA FLOOR 50 BILATERAL

W	Weight	Beam	Flux	CCT
8 W	3,6 kg	AS	180 lm	3000K

Code	
T0837.	00/10/20



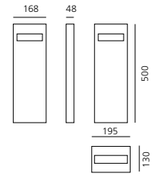

NUDA FLOOR 100 UNILATERAL

W	Weight	Beam	Flux	CCT
17 W	5,21 kg	AS	306 lm	3000K

Code	
T0838.	00/10/20



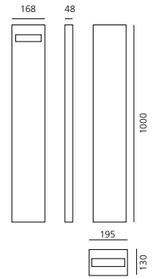

NUDA FLOOR 100 BILATERAL

W	Weight	Beam	Flux	CCT
17 W	5,21 kg	AS	205 lm	3000K

Code	
T0839.	00/10/20



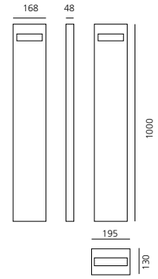



Andau - Austria - Arch. Halbritter & Hillerbrand - Ph. Linus Lintner

Ciclope

Alessandro Pedretti
(Studio Rota & Partners)
↪ 2009

Lighting system with diffuse unilateral or bilateral emission, with high-performance LED light sources.

Light emission is obtained by the combination of six monochromatic LED light sources, a reflector and an opaline diffuser.

Floor in unilateral and bilateral emission, wall or recessed installation.

Available in 3 finishes: light grey (RAL 9002), anthracite grey and rust painted.

Technical features of light fixtures in compliance with EN60598-1.

ENEC approved.

Lighting unit consists of: frame in reinforced polymer; diffuser in light-diffusing polycarbonate; plate in pickled, machined and galvanised steel; watertight gasket in silicone rubber; LED circuit; electronic ballast; reflector in painted spun aluminium; PG13.5 cable gland, H05RN-F cable and IP65 electrical connection device suitable for cables with a diameter between 6 and 13 mm to allow electrical interfacing with the external mains without the need to open the fixture.

The lighting unit houses the electrical components and sources.

Aesthetic cover in die-cast EN AB-47100 aluminium. The components in die-cast, extruded aluminium and steel are painted by means of 3-stage outdoor treatment: nanotechnologies, antioxidant primer, polyester paint.

The elements are fixed together by means of screws. All the locking screws used outside the fixture and inside the stem are in AISI 304 stainless steel.

Ciclope floor: available in two heights (h 50cm and h 90cm), stem in extruded EN AW-6060 aluminium. Ground mounting plate in folded, welded and painted steel, with holes for ground fixing by means of log bolts or dowels.

Ciclope recessed: recessing box in reinforced polymer, can be ordered separately.

Ciclope wall: box in extruded EN AW-6060 aluminium.

For further information on Ciclope
↪ visit artemide.com



CICLOPE FLOOR 50 UNILATERAL

LED 6W			Lighting application		
h	L	a	Em	Emax	Emin
0.5 m	1.0 m	3 m	59 lux	378 lux	1 lux

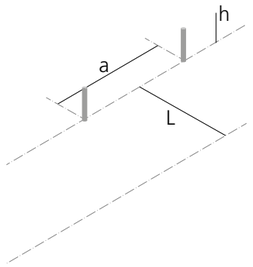



CICLOPE FLOOR 90 UNILATERAL/BILATERAL

LED 6W			Lighting application		
h	L	a	Em	Emax	Emin
0.9 m	1.0 m	3.5 m	28 lux	87 lux	1 lux

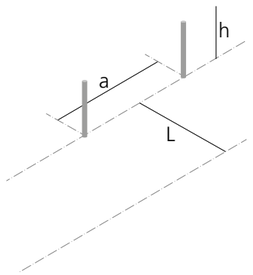



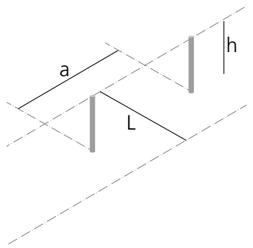



CICLOPE WALL/RECESSED

LED 6W			Lighting application		
h	L	a	Em	Emax	Emin
0.5 m	1.0 m	2.9 m	41 lux	281 lux	1 lux

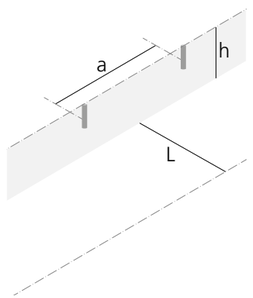





RECESSED HOLE

230 x 330 x 50 mm



RECESSING BOX

201 x 300 x 48,5 mm



LIGHTING UNIT



AESTHETIC COVER



CICLOPE TERRA

Grey-white Ral 9002 **00** | Rust **10** | Antrhracite Grey **20** | AS

220/240Vac 50/60Hz
electronic ballast
included

Mounting plate
included

MacAdam 2SDCM
Life L90 (20K)=118000h
CRI =90

IP65
IK10

CICLOPE FLOOR 50 UNILATERAL

W	Weight	Beam	Flux	CCT
7 W	4,5 kg	AS	383 lm	3000K

Code
T0810. 00/10/20



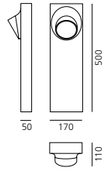

CICLOPE FLOOR 50 BILATERAL

W	Weight	Beam	Flux	CCT
13 W	4,5 kg	AS	765 lm	3000K

Code
T0813. 00/10/20



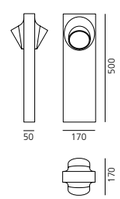

CICLOPE FLOOR 90 UNILATERAL

W	Weight	Beam	Flux	CCT
7 W	5,5 kg	AS	383 lm	3000K

Code
T0811. 00/10/20



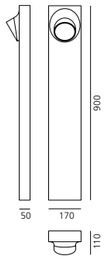

CICLOPE FLOOR 90 BILATERAL

W	Weight	Beam	Flux	CCT
13 W	5,5 kg	AS	765 lm	3000K

Code
T0814. 00/10/20



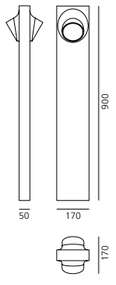

CICLOPE PARETE

Grey-white Ral 9002 **00** | Rust **10** | Antrhracite Grey **20** | AS

220/240Vac 50/60Hz
electronic ballast
included

MacAdam 2SDCM
Life L90 (20K)=118000h
CRI =90

IP65
IK10

CICLOPE RECESSED

W	Weight	Beam	Flux	CCT
7 W	1,2 kg	AS	383 lm	3000K

Recessing box

Code
T0815. 00/10/20

T081600



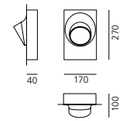

CICLOPE WALL

W	Weight	Beam	Flux	CCT
7 W	2 kg	AS	383 lm	3000K

Code
T0812. 00/10/20



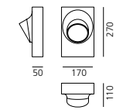



Chilone

Ernesto Gismondi
↪ 2009

Series of light fixtures with direct emission, with high-performance LED light sources.

Floor, pole or wall installation.

Available in 3 finishes: light grey painted (RAL 9002), anthracite grey and rust painted.

Painting is obtained by means of 3-stage outdoor treatment: nanotechnologies, antioxidant primer, polyester paint.

AISI 316 stainless steel screws and silicone seal gasket.

Provided with IP67 cable and connector for the mains connection.

Technical features of light fixtures in compliance with EN60598-1.

ENEC approved.

Consists of lamp, lamp support and: wall support (Chilone wall), ground fixing pole (Chilone pole), ground mounting plate (Chilone floor).

Lamp unit in die-cast EN-AB 47100 aluminium.

UV resistant diffuser in shock resistant polycarbonate with satiny finish.

Lamp support in extruded EN-AW-6060 aluminium.

Chilone wall: it can be installed with the light pointed either downwards or upwards. Wall support in steel included.

Chilone pole: height 250 cm, ground fixing pole in painted extruded EN-AW-6060 aluminium. It must be installed by means of a proper foundation plinth.

Chilone floor: available with downward emission in two heights (h45cm and h 90cm) and with upward emission (Chilone Up). Support pole in extruded EN-AW-6060 aluminium, chromate treated and painted. Mounting plate in folded, welded and painted steel, with holes for ground fixing by means of log bolts or dowels.

For further information on Chilone
↪ visit artemide.com



CHILONE FLOOR 45

LED 8 W			Lighting application		
h	L	a	Em	Emax	Emin
0.45 m	1.0 m	3.0 m	43 lux	842 lux	1 lux

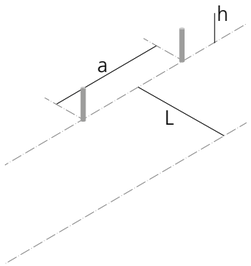



CHILONE FLOOR 90

LED 8 W			Lighting application		
h	L	a	Em	Emax	Emin
0.90 m	1.0 m	4.0 m	16 lux	96 lux	1 lux

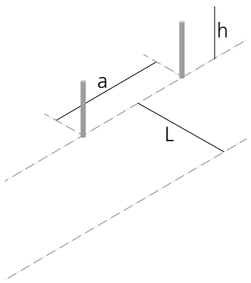



CHILONE POLE

LED 16 W			Lighting application		
h	L	a	Em	Emax	Emin
2.50 m	2.5 m	9 m	4 lux	9 lux	0.6 lux

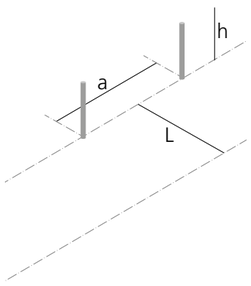







↳ CHILONE

Grey-white Ral 9002 **00**

Rust **10**

Antrhracite Grey **20**

AS

220/240Vac 50/60Hz
electronic ballast
included

MacAdam 7SDCM
Life L70 (10K)>35500h
CRI =80

IP65
IK06

CHILONE WALL

W	Weight	Beam	Flux	CCT	Code
16 W	3,81 kg	AS	515 lm	3000K	**T0824.** 00/10/20



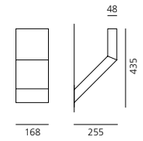

CHILONE FLOOR 45

W	Weight	Beam	Flux	CCT	Code
8 W	3,98 kg	AS	194 lm	3000K	**T0822.** 00/10/20



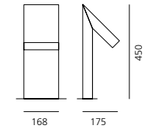

CHILONE UP

W	Weight	Beam	Flux	CCT	Code
16 W	3,81 kg	AS	515 lm	3000K	**T0823.** 00/10/20



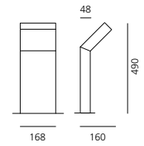

CHILONE FLOOR 90

W	Weight	Beam	Flux	CCT	Code
8 W	5,27 kg	AS	194 lm	3000K	**T0821.** 00/10/20



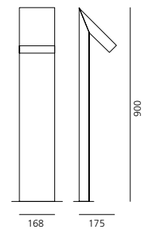

CHILONE POLE

W	Weight	Beam	Flux	CCT	Code
16 W	10,65 kg	AS	310 lm	3000K	**T0820.** 00/10/20



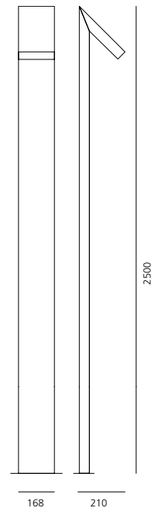



Ranco (Varese), IT

Granito

Ernesto Gismondi
↪ 2010

Light fixture with metal halide sources.

The four light beams projected through the fissures on the sides make it particularly suitable for lighting drives or creating light effects in parks and gardens.

Available in two heights (h 30cm and h 60cm).

Available in 2 finishes: anthracite grey and Cor-ten (weathering steel).

Transparent sodium-calcium bulb protection glass.

Ground mounting plate in steel with 3-stage outdoor treatment: nanotechnologies, antioxidant primer, polyester paint.

AISI 316 stainless steel screws and silicone seal gaskets.

Electronic ballast.

Suitable for watertight connection.

Technical features of light fixtures in compliance with EN60598-1.

ENEC approved.

For further information on Granito
↪ visit artemide.com



↪ GRANITO

Rust **00**

Antrhracite Grey **20**

AS

220/240Vac 50/60Hz
electronic ballast
included

IP65
IK10

GRANITO 30

W	Code
METAL HALIDE 1x35W (G12) – HIT	**T0830.** 00 20



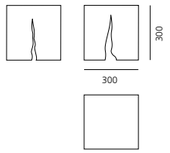

GRANITO 60

W	Code
METAL HALIDE 1x35W (G12) – HIT	**T0831.** 00 20



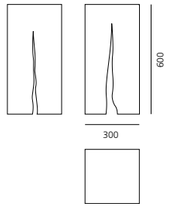

⚠ The colour of Cor-ten steel may change in time depending on weather conditions. Before stabilization, Cor-ten steel may release rust powder that may stain the surface where it is placed. Artemide recommends not to position it on sensitive surfaces, such as clear stones, marbles, etc.



Ranco (Varese) - IT

Calumet

Ernesto Gismondi
↪ 2012



For further information on Calumet
↪ visit artemide.com

Lighting system with single or double emission, with high-performance LED light sources combined with lenses which optimize the light emitting efficiency of the beams and determine their spread.

Available in two sizes: ø 8 e ø 13 cm.

Ceiling and wall installation.

Available in two finishes: light grey and anthracite grey painted.

Wall version with single or double emission.

Consist of lighting body, lighting cap and wall fixing bracket / ceiling fixing flange (in EN AW-6060 aluminium)

Cylindrical body in EN AW-6060 aluminium containing the electronic power supply components.

Optical lighting body in EN AW-6060 aluminium.

Led and collimator lenses which swing by means of an aluminium bracket.

Diffuser in toughened glass.

Wall fixing bracket in bent steel.

Water tight silicone gaskets.

Electronic ballast integrated in the body.

PMMA lenses with narrow (wall-version) or wide (ceiling-version) beam.

Wall version: IP65 electrical connection device suitable for cables with a diameter between 6 and 13 mm and allowing the electrical interfacing with the external mains without need of opening the fixture.

Ceiling version: wiring to be made inside the fixture, by piercing a membrane fairlead IP65 suitable for of 6-13mm diameter cables.

All fixing dowels used outside the fixture are in AISI 304 stainless steel.

The components in die-cast aluminium and the steel bracket for wall fixing are painted by means of 3-stage outdoor treatment: nanotechnologies, antioxidant primer, polyester paint.

Technical features of light fixtures in compliance with EN60598-1.

CALUMET

Grey-white Ral 9002 — **00**

Antrhracite Grey — **10**

XS F

220/240Vac 50/60Hz
electronic ballast
included

MacAdam 4SDCM
CRI =80

IP65
IK06

CALUMET 8 WALL

One emission

W	Weight	Beam	Flux	CCT	Code
4 W	1,69 kg	7,8°	184 lm	3000K	**T41911NW.**00/10



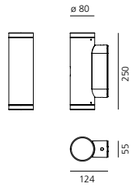

Double emission

W	Weight	Beam	Flux	CCT	Code
7,5 W	1,69 kg	2x7,8°	369 lm	3000K	**T41922NW.** 00/10

CALUMET 13 WALL

One emission

W	Weight	Beam	Flux	CCT	Code
7,5 W	3,8 kg	6°	366 lm	3000K	**T41941NW.**00/10



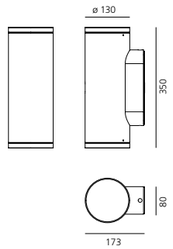

Double emission

W	Weight	Beam	Flux	CCT	Code
15 W	3,8 kg	2x6°	732 lm	3000K	**T41952NW.** 00/10

CALUMET 8 CEILING

W	Weight	Beam	Flux	CCT	Code
4 W	1,69 kg	25°	189 lm	3000K	**T41931LW.** 00/10



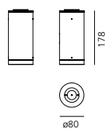

CALUMET 13 CEILING

W	Weight	Beam	Flux	CCT	Code
7,5 W	3,8 kg	38°	321 lm	3000K	**T41961LW.** 00/10



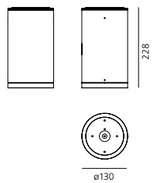



Light fixture with 2 combined light beams: the large one with lighting function and the narrow one with decorative function.

Wall installation. The fixture can be installed with the main beam pointed either downwards or upwards according to the kind of lighting desired (direct or indirect).

The large beam is obtained by the combination of a monochromatic LED light source with a reflector. The narrow beam is obtained by the combination of a monochromatic LED light source with a high-performance projector.

Available in two finishes: light grey and anthracite grey painted.

Consists of lighting cap unit and terminal board fixed together by means of locking screws.

Cap and terminal board in die-cast EN AB-47100 aluminium.

Watertight gasket in silicone rubber.

Electronic ballast integrated in the fixture.

Projector consists of a body in reinforced polymer and PMMA lenses.

Tempered and silkscreened light-diffusing glasses, siliconed flush with the lighting cap.

Power connection to the mains to be carried out outside the fixture, without the need to open it, by means of a pre-installed IP65 connection device suitable for cables with a diameter between 6 and 13 mm.

Wall fixing by means of a bracket in folded steel sheet to which the fixture is fastened with two screws.

Locking screws used outside the fixture in AISI 316 stainless steel.

Die-cast aluminium and bracket painted with 3-stage outdoor treatment: nanotechnologies, antioxidant primer, polyester paint.

Technical features of light fixtures in compliance with EN60598-1.

Molla

Ernesto Gismondi
↳ 2011

For further information on Molla
↳ visit artemide.com

↳ MOLLA

Grey-white Ral 9002 — **00**

Antrhracite Grey — **10**

EL

220/240Vac 50/60Hz electronic ballast included

MacAdam 3SDCM
CRI =80

IP65

W	Weight	Beam	Flux	CCT
14 W	2 kg	AS	407 lm	3000K

Code
T4190NLW. 00/10



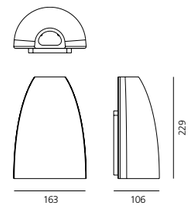



Effetto

Ernesto Gismondi
↳ 2011

For further information on Effetto
↳ visit artemide.com

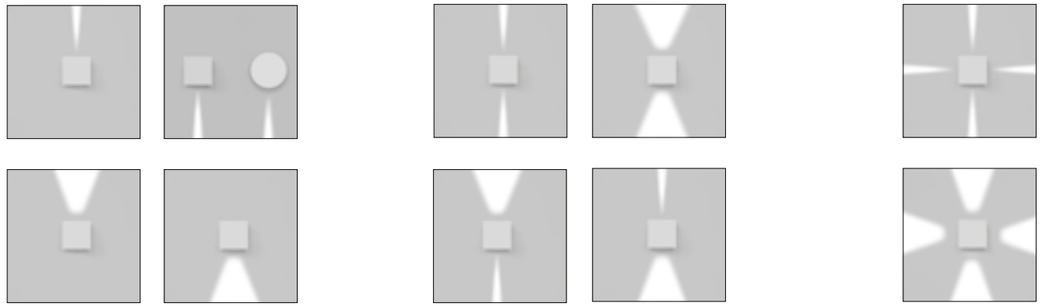

Light fixture with 1, 2 or 4 light beams using monochromatic LED light sources together with light-diffusing lenses which optimize the optical performance of the beams and establish their width. Designed to create geometric lights of scenic effect, it is available with beams of the same spread or with combined beams.

Beam spread 2,6° / 38° (Effetto Round) and 3,6° / 46° (Effetto Square).

Wall installation.

Available in two shapes: square and round and in two finishes: grey-white painted and rust painted.

Consists of lighting cap unit and terminal board fixed together by means of locking dowels.

Cap in die-cast EN AB-47100 aluminium.

Terminal board in reinforced polymer.

Watertight gasket in silicone rubber.

Electronic ballast integrated in the fixture.

PMMA lenses siliconed flush with the cap to obtain two different beam angle opening (narrow and wide).

Wiring to be carried out inside the terminal board by piercing an IP65 membrane grommet suitable for cables with a diameter of 6-13 mm.

Locking dowels used outside the fixture in AISI 316 stainless steel.

Painted die-cast aluminium with 3-stage outdoor treatment: nanotechnologies, antioxidant primer, polyester paint.

Technical features of light fixtures in compliance with EN60598-1.





EFFETTO

Grey-white Ral 9002 **00** | Rust **10** | Antrhracite Grey **20**

XS | WF | XF

220/240Vac 50/60Hz electronic ballast included.

MacAdam 4SDCM
Life L70 (9K)> 51400h
CRI =80

IP65
IK10

1 narrow beam

W	Weight	Beam Square	Beam Round	Flux Square	Flux Round	CCT
4,5 W	2,5 kg	1x3,6°	1x3,6°	19 lm	23,5 lm	3000 K

Square
Code
T42021NW. 00/10/20

Round
Code
T42121NW. 00/10/20

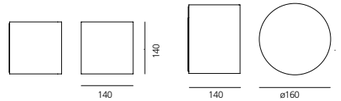



1 large beam

W	Weight	Beam Square	Beam Round	Flux Square	Flux Round	CCT
4,5 W	2,5 kg	1x4,6°	1x4,6°	54,50 lm	50 lm	3000 K

Square
Code
T42021LW. 00/10/20

Round
Code
T42121LW. 00/10/20

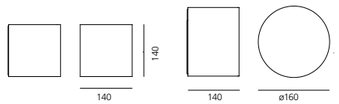



2 narrow beams

W	Weight	Beam Square	Beam Round	Flux Square	Flux Round	CCT
7 W	2,5 kg	2x 3,6°	2x 3,6°	37,6 lm	49,34 lm	3000 K

Square
Code
T42012NW. 00/10/20

Round
Code
T42112NW. 00/10/20

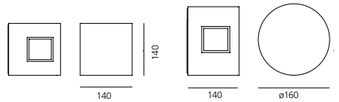



1 narrow beam 1 large beam

W	Weight	Beam Square	Beam Round	Flux Square	Flux Round	CCT
7 W	2,5 kg	1x 3,6°+ 1x 46	1x 3,6°+ 1x 46°	73,32 lm	73,36 lm	3000 K

Square
Code
T4201NLW. 00/10/20

Round
Code
T4211NLW. 00/10/20

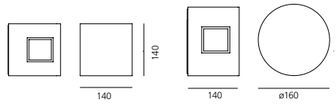



EFFETTO

Grey-white Ral 9002 **00** | Rust **10** | Antrhracite Grey **20**

XS | WF | XF

220/240Vac 50/60Hz electronic ballast included.

MacAdam 4SDCM
Life L70 (9K)> 51400h
CRI =80

IP65
IK10

2 large beams

W	Weight	Beam Square	Beam Round	Flux Square	Flux Round	CCT
7 W	2,5 kg	2x46°	2x46°	109 lm	99,8 lm	3000 K

Square
Code
T42012LW. 00/10/20

Round
Code
T42112LW. 00/10/20

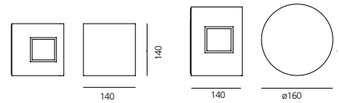



4 narrow beams

W	Weight	Beam Square	Beam Round	Flux Square	Flux Round	CCT
11 W	2,5 kg	4x 3,6°	4x 3,6°	76,1 lm	102 lm	3000 K

Square
Code
T42004NW. 00/10/20

Round
Code
T42104NW. 00/10/20

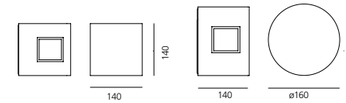



4 large beams

W	Weight	Beam Square	Beam Round	Flux Square	Flux Round	CCT
11 W	2,5 kg	4x 46°	4x 46°	218 lm	204 lm	3000 K

Square
Code
T42004LW. 00/10/20

Round
Code
T42104LW. 00/10/20

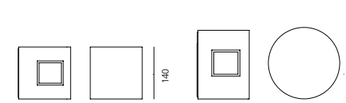



Tolomeo XXL

Michele De Lucchi, Giancarlo Fassina
↳ 2009



Light fixture with direct emission, with fluorescent or LED.

Available with base or fixed support (pivot) made of mass-coloured concrete.

Diffuser in mass-pigmented polypropylene, screen in light-diffusing silkscreened methacrylate, reflector in painted aluminium.

Mobile-arm structure in extruded EN-AW-6060 aluminium with bright anodizing treatment.

Polished-painted articulations in die-cast EN-AB 46100 aluminium.

Adjustment system in AISI 316 stainless steel.

Silicone seal gaskets.

Suitable for watertight connection.

Electronic ballast.

Technical features of light fixtures in compliance with EN60598-1.

ENEC approved.

For further information on Vector
↳ visit artemide.com



Meet Design 2011, Rome - (IT)

Silver Grey
00

XF

220/240Vac 50/60Hz
electronic ballast
included

MacAdam 3SDCM
Life L70 (6K)=50000h
CRI =90

IP65

30° base/90° perno

TOLOMEO XXL WITH BASE

LED			
W	Beam	Flux	CCT
55 W	XF	4774 lm	3000K

Code
1532150A



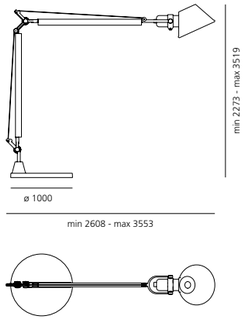

TOLOMEO XXL WITH FIXED SUPPORT

LED			
W	Beam	Flux	CCT
55 W	XF	4774 lm	3000K

Code
1535150A



Tolomeo Outdoor

Michele De Lucchi, Giancarlo Fassina
↪ 2015

Floor, suspension, and hook, as well as lampshade and lamppost versions, made with materials and finishes suited for outdoor use.

The LED source is contained within a diffusing cap fitted inside a clear IP65 plastic element.

The suspension version has protection rating IP65, whereas the floor and hook versions have protection rating IP44.

All the versions of Tolomeo Outdoor are available with or without lampshade.

The frames with lighting body of the lamppost and lampshade versions have different features.

Tolomeo Outdoor Paralume





For further information on Tolomeo Outdoor
↳ visit artemide.com

Tolomeo Outdoor Lampione





TOLOMEO OUTDOOR PARALUME

Structure Aluminium

White **30**

Dove Grey **40**

Black **50**

XF

MacAdam 3SDCM
Life L70 (6K)=50000h
CRI =80

IP44/ **IP**65

TOLOMEO OUTDOOR PARALUME FLOOR

W	Weight	Beam	Flux	CCT
20 W	3,8 kg	XF	815 lm	3000K
Base + rod				
Diffuser ø52				

Code
T076100
T076300
T0773. 30/40/50



IP44

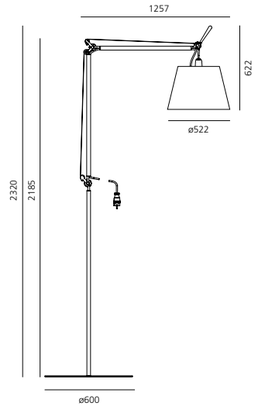

TOLOMEO OUTDOOR PARALUME SUSPENSION

W	Weight	Beam	Flux	CCT
20 W	2 kg	XF	815 lm	3000K
Diffuser ø52				

Code
T076000
T0773. 30/40/50



IP65

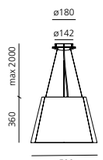

TOLOMEO OUTDOOR PARALUME HOOK

W	Weight	Beam	Flux	CCT
20 W	2 kg	XF	815 lm	3000K
Diffuser ø52				

Code
T076500
T0773. 30/40/50



IP44

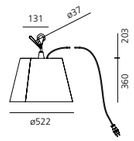







TOLOMEO OUTDOOR LAMPIONE

Structure Aluminium

XF

MacAdam 3SDCM
Life L70 (6K)=50000h
CRI =80

IP44/ **IP**65

TOLOMEO OUTDOOR LAMPIONE FLOOR

W	Weight	Beam	Flux	CCT
20 W	4,6 kg	XF	1613 lm	3000K
Base + rod				

Code
T078100
T076300



IP44

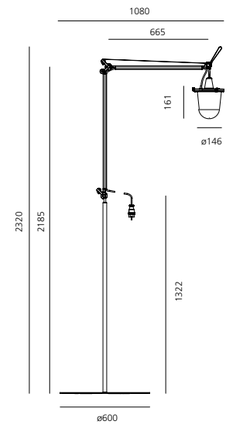

TOLOMEO OUTDOOR LAMPIONE SUSPENSION

W	Weight	Beam	Flux	CCT
20 W	2 kg	XF	1613 lm	3000K

Code
T078000



IP65

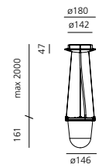

TOLOMEO OUTDOOR LAMPIONE HOOK

W	Weight	Beam	Flux	CCT
20 W	2 kg	XF	1613 lm	3000K

Code
T078500



IP44

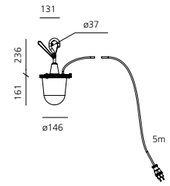



Downlighting
Walk over
Drive over
↳



Ego downlight _____ 798
Ego walk over /
drive over _____ 816
Megara _____ 834
Microled _____ 842
Aria _____ 844
Faci _____ 848
Faci Vetro _____ 852

Ego downlight

↪ 2012







Ego downlight typologies



Ego 55 downlight
Recessed depth 94 mm

⌀ 47 ±1 mm

max 35 mm

Ego 90 downlight
Recessed depth 90 mm

⌀ 80 ±2 mm

max 35 mm

Ego 150 downlight
Recessed depth 120 mm

⌀ 135 ±2 mm

□ 135 ±2 mm

max 40 mm

Ego 220 downlight
Recessed depth 117 mm

⌀ 203 ±2 mm

□ 203 ±2 mm

max 40 mm

Ego 55 downlight
Recessed depth 60 mm

⌀ 47 ±1 mm

max 40 mm

Ego 90 downlight
Recessed depth 60 mm

⌀ 80 ±2 mm

max 35 mm

Ego 150 downlight
Recessed depth 60 mm

⌀ 135 ±2 mm

□ 135 ±2 mm

max 40 mm

Ego 220 downlight
Recessed depth 60 mm

⌀ 203 ±2 mm

□ 203 ±2 mm

max 35 mm

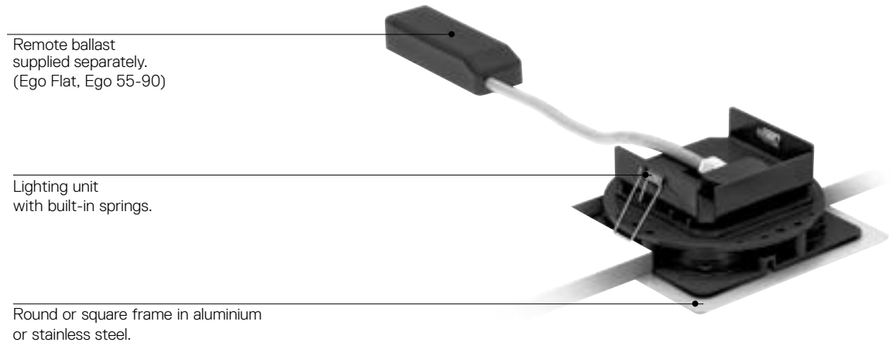

Light fixture with high-performance LED light sources.

Ceiling installation.

Two different housing depths.

Round and square version in five sizes.

Consists of body, frame, glass diffuser, fixing springs (Ego Flat and Ego 55-90), fixing brackets (Ego 150-220-320).

Body in EN AB-44100 aluminium, silicone gaskets.

Frame in aluminium or stainless steel AISI 316.

Black silkscreened tempered glass, 8mm-thick.

Fixing springs in harmonic iron.

Power connection to the mains by means of a H05RN-r cable and IP68 electrical terminal board, supplied with the fixture.

Glass surface temperature lower than 40°C.

Fixed and adjustable optics. PMMA lenses in 3 different versions of beams.

Painted die-cast aluminium with 3-stage outdoor treatment: nanotechnologies, anti-oxydant primer, polyester paint.

Technical features of light fixtures in compliance with EN60598-1 and part 2-13.

For further information on Ego Downlight
↪ visit artemide.com



Centro Servizi dello Studentato Universitario, Trento - IT
Project: Studio Palerm and Tabares de Nava s.L. Arquitectos + CLA SdS Engeneering, ing Luca Masini

EGO 55 DOWNLIGHT ROUND

Aluminium IK09 | Stainless steel IK10 | Fixed beam | XS | WF | EL | Electronic ballast 24V SELV supplied separately | MacAdam 4SDCM Life L90 (9K) >54400h CRI = 80 | **IP**65/ **IP**67

EGO 55 DOWNLIGHT ROUND

W	CRI	Weight	Beam	Flux	CCT	**Aluminium IK**09 Code	**Stainless steel IK**10 Code
1,5 W	=80	0,28 kg	14°	83 lm	3000K	**T4081SPW00**	**T4080SPW00**
			32°	76 lm	3000K	**T4081WFLW00**	**T4080WFLW00**
			EL	78 lm	3000K	**T4081ELPTW00**	**T4080ELPTW00**





Driver				**DV1041**
Driver	24W IP67	DALI	185x35x33mm	**DV1041**
Driver	25 W IP67		148x40x32mm	**T409996**
Driver	60 W IP67		163x43x32mm	**T409998**
Driver	90 W IP67		161x61x36mm	**T409999**

Verify driver / recessed hole's dimensions.

Please see page 945 for drivers installation details.

EGO 55 DOWNLIGHT SQUARE

Aluminium IK09 | Stainless steel IK10 | Fixed beam | XS | WF | EL | Electronic ballast 24V SELV supplied separately | MacAdam 4SDCM Life L90 (9K) >54400h CRI = 80 | **IP**65/ **IP**67

EGO 55 DOWNLIGHT SQUARE

W	CRI	Weight	Beam	Flux	CCT	**Aluminium IK**09 Code	**Stainless steel IK**10 Code
1,5 W	=80	0,52 kg	14°	83 lm	3000K	**T4061SPW00**	**T4060SPW00**
			32°	76 lm	3000K	**T4061WFLW00**	**T4060WFLW00**
			EL	78 lm	3000K	**T4061ELPTW00**	**T4060ELPTW00**





Driver				**DV1041**
Driver	24W IP67	DALI	185x35x33mm	**DV1041**
Driver	25 W IP67		148x40x32mm	**T409996**
Driver	60 W IP67		163x43x32mm	**T409998**
Driver	90 W IP67		161x61x36mm	**T409999**

Verify driver / recessed hole's dimensions.

Please see page 945 for drivers installation details.

EGO 55 FLAT DOWNLIGHT ROUND

W	CRI	Weight	Beam	Flux	CCT	**Aluminium IK**09 Code	**Stainless steel IK**10 Code
1 W	=80	0,39 kg	14°	83 lm	3000K	**T42001SPW00**	**T42009SPW00**
			32°	76 lm	3000K	**T42001WFLW00**	**T42009WFLW00**
			EL	78 lm	3000K	**T42001ELPTW00**	**T42009ELPTW00**





Electronic ballast 350mA SELV supplied separately

Driver	V(ac)	L x W x H(mm)	IP	N.max	DIM	
cc 14W 350mA	220-240	79 x 38 x 25	67	4	-	**DV3001**
cc 23W 350mA	220-240	185 x 35 x 33	67	5	DALI	**DV1042**

Verify driver / recessed hole's dimensions.

EGO 55 FLAT DOWNLIGHT SQUARE

W	CRI	Weight	Beam	Flux	CCT	**Aluminium IK**09 Code	**Stainless steel IK**10 Code
1 W	=80	0,39 kg	14°	83 lm	3000K	**T42002SPW00**	**T42010SPW00**
			32°	76 lm	3000K	**T42002WFLW00**	**T42010WFLW00**
			EL	78 lm	3000K	**T42002ELPTW00**	**T42010ELPTW00**





Electronic ballast 350mA SELV supplied separately

Driver	V(ac)	L x W x H(mm)	IP	N.max	DIM	
cc 14W 350mA	220-240	79 x 38 x 25	67	4	-	**DV3001**
cc 23W 350mA	220-240	185 x 35 x 33	67	5	DALI	**DV1042**

Verify driver / recessed hole's dimensions.

↳ EGO 90 DOWNLIGHT ROUND

Aluminium IK09 | Stainless steel IK10 | XS | WF | EL

Electronic ballast 24V
SELV supplied separately

MacAdam 4SDCM
Life L90 (9K) >54400h
CRI = 80

IP65/ **IP**67

EGO 90 DOWNLIGHT ROUND

W	CRI	Weight	Beam	Flux	CCT	**Aluminium IK**10 Code	**Stainless steel IK**10 Code
3 W	=80	0,50 kg	10°	220 lm	3000K	**T4083SPW00**	**T4082SPW00**
			24°	179 lm	3000K	**T4083FLW00**	**T4082FLW00**
			EL	162 lm	3000K	**T4083ELPTW00**	**T4082ELPTW00**





Driver				**DV1041**
Driver	24W IP67	DALI	185x35x33mm	**DV1041**
Driver	25 W IP67		148x40x32mm	**T409996**
Driver	60 W IP67		163x43x32mm	**T409998**
Driver	90 W IP67		161x61x36mm	**T409999**

Verify driver / recessed hole's dimensions.

Please see page 945 for drivers installation details.

EGO 90 FLAT DOWNLIGHT ROUND

W	CRI	Weight	Beam	Flux	CCT	**Aluminium IK**10 Code	**Stainless steel IK**10 Code
3 W	=80	0,52 kg	10°	220 lm	3000K	**T42003SPW00**	**T42011SPW00**
			24°	179 lm	3000K	**T42003FLW00**	**T42011FLW00**
			EL	162 lm	3000K	**T42003ELPTW00**	**T42011ELPTW00**





Electronic ballast 350mA SELV supplied separately

Driver	V(ac)	L x W x H(mm)	IP	N.max	DIM	
cc 14W 350mA	220-240	79 x 38 x 25	67	4	-	**DV3001**
cc 23W 350mA	220-240	185 x 35 x 33	67	5	DALI	**DV1042**

Verify driver / recessed hole's dimensions.

↳ EGO 90 DOWNLIGHT SQUARE

Aluminium IK09 | Stainless steel IK10 | XS | WF | EL

Electronic ballast
24V SELV supplied
separately

MacAdam 4SDCM
Life L90 (9K) >54400h
CRI = 80

IP65/ **IP**67

EGO 90 DOWNLIGHT SQUARE

W	CRI	Weight	Beam	Flux	CCT	**Aluminium IK**10 Code	**Stainless steel IK**10 Code
3 W	=80	0,50 kg	10°	220 lm	3000K	**T4063SPW00**	**T4062SPW00**
			24°	179 lm	3000K	**T4063FLW00**	**T4062FLW00**
			EL	162 lm	3000K	**T4063ELPTW00**	**T4062ELPTW00**





Driver				**DV1041**
Driver	24W IP67	DALI	185x35x33mm	**DV1041**
Driver	25 W IP67		148x40x32mm	**T409996**
Driver	60 W IP67		163x43x32mm	**T409998**
Driver	90 W IP67		161x61x36mm	**T409999**

Verify driver / recessed hole's dimensions.

Please see page 945 for drivers installation details.

EGO 90 FLAT DOWNLIGHT SQUARE

W	CRI	Weight	Beam	Flux	CCT	**Aluminium IK**10 Code	**Stainless steel IK**10 Code
3 W	=80	0,52 kg	10°	220 lm	3000K	**T42004SPW00**	**T42012SPW00**
			24°	179 lm	3000K	**T42004FLW00**	**T42012FLW00**
			EL	162 lm	3000K	**T42004ELPTW00**	**T42012ELPTW00**





Electronic ballast 350mA SELV supplied separately

Driver	V(ac)	L x W x H(mm)	IP	N.max	DIM	
cc 14W 350mA	220-240	79 x 38 x 25	67	4	-	**DV3001**
cc 23W 350mA	220-240	185 x 35 x 33	67	5	DALI	**DV1042**

Verify driver / recessed hole's dimensions.

EGO 150 DOWNLIGHT ROUND

Aluminium IK09 | Stainless steel IK10



MacAdam 4SDCM
Life L70 (7K) >42300h
CRI = 80

IP65/ **IP**67

EGO 150 DOWNLIGHT ROUND

W	CRI	Weight	Beam	Flux	CCT	**Aluminium IK**09 Code	**Stainless steel IK**09 Code
8 W	=80	1,3 kg	5°	366 lm	3000K	**T4085NSPW00**	**T4084NSPW00**
			38°	321 lm	3000K	**T4085WFLW00**	**T4084WFLW00**
			EL	366 lm	3000K	**T4085ELPTW00**	**T4084ELPTW00**

220/240Vac 50/60Hz electronic ballast included



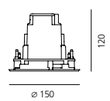

EGO 150 FLAT DOWNLIGHT ROUND

W	CRI	Weight	Beam	Flux	CCT	**Aluminium IK**09 Code	**Stainless steel IK**09 Code
6 W	=80	0,88 kg	5°	366 lm	3000K	**T42005NSPW00**	**T42013NSPW00**
			38°	321 lm	3000K	**T42005WFLW00**	**T42013WFLW00**
			EL	366 lm	3000K	**T42005ELPTW00**	**T42013ELPTW00**

Electronic ballast 500mA SELV supplied separately

Driver	V(ac)	L x W x H(mm)	IP	N.max	DIM	
cc 14W 500mA	220-240	79 x 38 x 25	67	2	-	**DV3002**
cc 28W 500mA	220-240	120 x 38 x 25	67	2-3	-	**DV1039**
cc 31W 500mA	220-240	185 x 35 x 33	67	3	DALI	**DV1042**

Verify driver / recessed hole's dimensions.



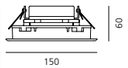



EGO 150 DOWNLIGHT SQUARE

Aluminium IK09 | Stainless steel IK10



MacAdam 4SDCM
Life L70 (7K) >42300h
CRI = 80

IP65/ **IP**67

EGO 150 DOWNLIGHT SQUARE

W	CRI	Weight	Beam	Flux	CCT	**Aluminium IK**09 Code	**Stainless steel IK**09 Code
8 W	=80	1,35 kg	5°	366 lm	3000K	**T4065NSPW00**	**T4064NSPW00**
			38°	321 lm	3000K	**T4065WFLW00**	**T4064WFLW00**
			EL	366 lm	3000K	**T4065ELPTW00**	**T4064ELPTW00**

220/240Vac 50/60Hz electronic ballast included



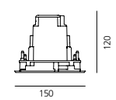

EGO 150 FLAT DOWNLIGHT SQUARE

W	CRI	Weight	Beam	Flux	CCT	**Aluminium IK**09 Code	**Stainless steel IK**09 Code
6 W	=80	0,88 kg	5°	366 lm	3000K	**T42006NSPW00**	**T42014NSPW00**
			38°	321 lm	3000K	**T42006WFLW00**	**T42014WFLW00**
			EL	366 lm	3000K	**T42006ELPTW00**	**T42014ELPTW00**

Electronic ballast 500mA SELV supplied separately

Driver	V(ac)	L x W x H(mm)	IP	N.max	DIM	
cc 14W 500mA	220-240	79 x 38 x 25	67	2	-	**DV3002**
cc 28W 500mA	220-240	120 x 38 x 25	67	2-3	-	**DV1039**
cc 31W 500mA	220-240	185 x 35 x 33	67	3	DALI	**DV1042**

Verify driver / recessed hole's dimensions.



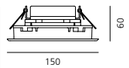



EGO 220 DOWNLIGHT ROUND

Aluminium IK09 | Stainless steel IK10

Fixed beam | Adjustable beam +/- 15° | XS | WF | EL

MacAdam 4SDCM
Life L70 (7K) >42300h
CRI = 80

IP65/ **IP**67

EGO 220 DOWNLIGHT ROUND

W	CRI	Weight	Beam	Flux	CCT	**Aluminium IK**10 Code	**Stainless steel IK**10 Code
17 W	=80	2,6 kg	5°	787 lm	3000K	**T4087NSPW00**	**T4086NSPW00**
			38°	794 lm	3000K	**T4087WFLW00**	**T4086WFLW00**
			EL	797 lm	3000K	**T4087ELPTW00**	**T4086ELPTW00**



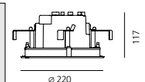

ø 203±2

max 40 mm

220/240Vac 50/60Hz electronic ballast included

EGO 220 FLAT DOWNLIGHT ROUND

W	CRI	Weight	Beam	Flux	CCT	**Aluminium IK**10 Code	**Stainless steel IK**10 Code
14 W	=80	1,78 kg	5°	787 lm	3000K	T42007NSPW00	T42015NSPW00
			38°	794 lm	3000K	T42007WFLW00	T42015WFLW00
			EL	797 lm	3000K	T42007ELPTW00	T42015ELPTW00



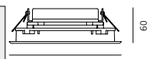

ø 203±2

max 35 mm

Fixed beam

Electronic ballast 500mA SELV supplied separately

Driver	V(ac)	L x W x H(mm)	IP	N.max	DIM	
cc 28W 500mA	220-240	120 x 38 x 25	67	1	-	**DV1039**
cc 31W 500mA	220-240	185 x 35 x 33	67	1	DALI	**DV1042**

Verify driver / recessed hole's dimensions.

EGO 220 DOWNLIGHT SQUARE

Aluminium IK09 | Stainless steel IK10

Fixed beam | Adjustable beam +/- 15° | XS | WF | EL

MacAdam 4SDCM
Life L70 (7K) >42300h
CRI = 80

IP65/ **IP**67

EGO 220 DOWNLIGHT SQUARE

W	CRI	Weight	Beam	Flux	CCT	**Aluminium IK**10 Code	**Stainless steel IK**10 Code
17 W	=80	2,7 kg	5°	787 lm	3000K	**T4067NSPW00**	**T4066NSPW00**
			38°	794 lm	3000K	**T4067WFLW00**	**T4066WFLW00**
			EL	797 lm	3000K	**T4067ELPTW00**	**T4066ELPTW00**



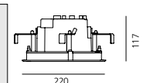

203 x 203±2

max 40 mm

220/240Vac 50/60Hz electronic ballast included

EGO 220 FLAT DOWNLIGHT SQUARE

W	CRI	Weight	Beam	Flux	CCT	**Aluminium IK**10 Code	**Stainless steel IK**10 Code
14 W	=80	1,78 kg	5°	787 lm	3000K	**T42008NSPW00**	**T42016NSPW00**
			38°	794 lm	3000K	**T42008WFLW00**	**T42016WFLW00**
			EL	797 lm	3000K	**T42008ELPTW00**	**T42016ELPTW00**



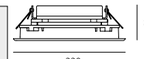

203 x 203±2

max 35 mm

Fixed beam

Electronic ballast 500mA SELV supplied separately

Driver	V(ac)	L x W x H(mm)	IP	N.max	DIM	
cc 28W 500mA	220-240	120 x 38 x 25	67	1	-	**DV1039**
cc 31W 500mA	220-240	185 x 35 x 33	67	1	DALI	**DV1042**

Verify driver / recessed hole's dimensions.

Ego downlight
↪ glass











Extra Spot optic 6°

Concentrated luminous flow to highlight details avoiding unwanted light dispersion.



Wide Flood optic 40°

Wide luminous flow suitable for lighting large areas.



Elliptical optic EL

Elliptical distribution of the luminous flow suitable for wall washer effect.

↪ EGO 150 GLASS DOWNLIGHT

Black Glass



MacAdam 4SDCM
Life L70 (7K) >42300h
CRI = 80

IP65/ **IP**67
IK09

EGO 150 GLASS DOWNLIGHT

						Round	Square
W	CRI	Weight	Beam	Flux	CCT	Code	Code
8 W	=80	1,3 kg	5°	366 lm	3000K	**T4130NSPW00**	**T4120NSPW00**
			38°	321 lm	3000K	**T4130WFLW00**	**T4120WFLW00**
			EL	366 lm	3000K	**T4130ELPTW00**	**T4120ELPTW00**

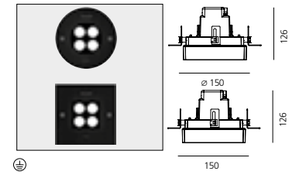

220/240Vac 50/60Hz electronic ballast included



Plate for plasterboard	**T409919**	**T409920**



EGO 150 FLAT GLASS DOWNLIGHT

						Round	Square
W	CRI	Weight	Beam	Flux	CCT	Code	Code
6 W	=80	0,92 kg	5°	366 lm	3000K	**T42017NSPW00**	**T42018NSPW00**
			38°	321 lm	3000K	**T42017WFLW00**	**T42018WFLW00**
			EL	366 lm	3000K	**T42017ELPTW00**	**T42018ELPTW00**

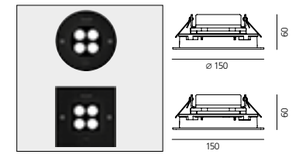

Electronic ballast 500mA supplied separately





Driver	V(ac)	L x W x H(mm)	IP	N.max	DIM	
cc 14W 500mA	220-240	79 x 38 x 25	67	2	-	**DV3002**
cc 28W 500mA	220-240	120 x 38 x 25	67	2-3	-	**DV1039**
cc 31W 500mA	220-240	185 x 35 x 33	67	3	DALI	**DV1042**



Verify driver / recessed hole's dimensions.

↳ EGO 220 GLASS DOWNLINGHT

Aluminium
IK09

Stainless steel
IK10



XS WF EL

MacAdam 4SDCM
Life L70 (7K) >42300h
CRI = 80

IP65/ **IP**67

IK09

EGO 220 GLASS DOWNLINGHT

						Round	Square
W	CRI	Weight	Beam	Flux	CCT	Code	Code
17 W	=80	2,4 kg	5°	787 lm	3000K	**T4131NSPW00**	**T4121NSPW00**
			38°	794 lm	3000K	**T4131WFLW00**	**T4121WFLW00**
			EL	797 lm	3000K	**T4131ELPTW00**	**T4121ELPTW00**

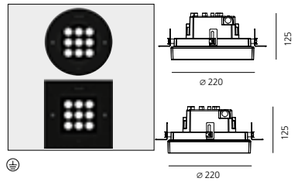

220/240Vac 50/60Hz electronic ballast included

Plate for plasterboard	**T409917**	**T409918**

EGO 220 FLAT GLASS DOWNLINGHT

						Round	Square
W	CRI	Weight	Beam	Flux	CCT	Code	Code
14 W	=80	1,67 kg	4°	787 lm	3000K	**T42019NSPW00**	**T42020NSPW00**
			38°	794 lm	3000K	**T42019WFLW00**	**T42020WFLW00**
			EL	797 lm	3000K	**T42019ELPTW00**	**T42020ELPTW00**

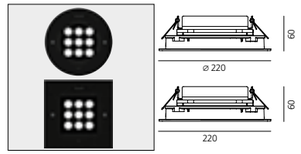

Electronic ballast 500mA SELV supplied separately

Driver	V(ac)	L x W x H(mm)	IP	N.max	DIM	
cc 28W 500mA	220-240	120 x 38 x 25	67	1	-	**DV1039**
cc 31W 500mA	220-240	185 x 35 x 33	67	1	DALI	**DV1042**

Verify driver / recessed hole's dimensions.

Ego walk over
Ego drive over

↪ 2012











Ego
↪ Walk over
Drive over

Ego walk/drive over typologies

EGO

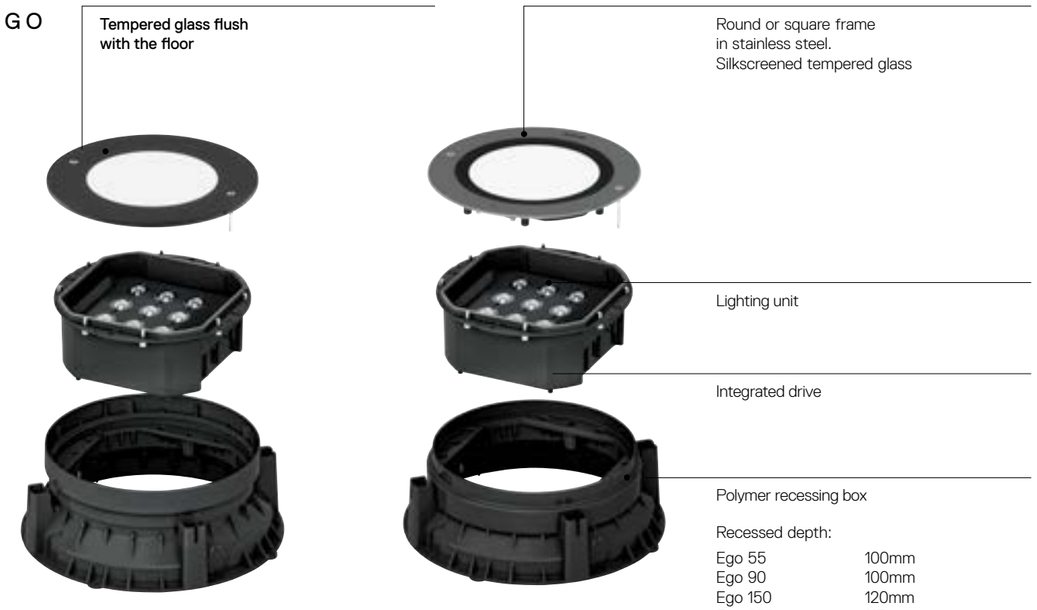

EGO FLAT

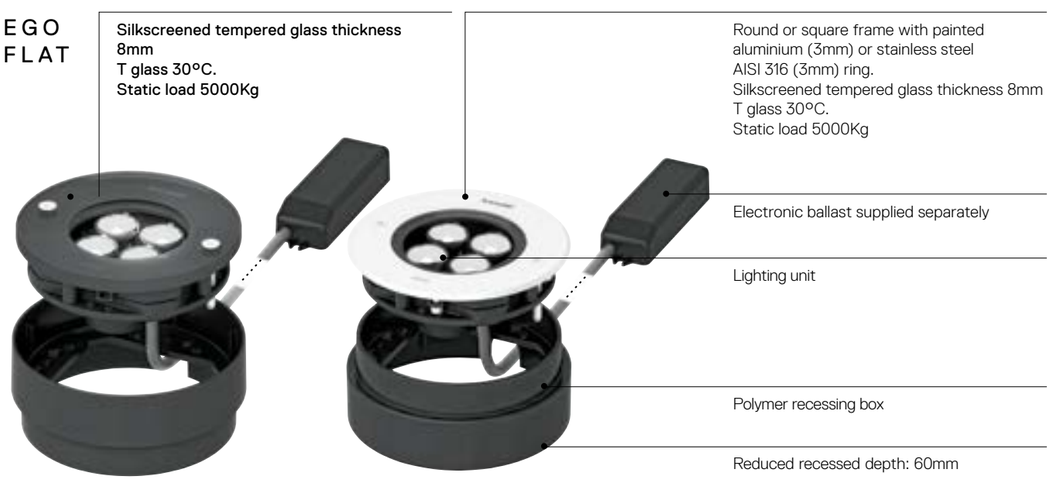

Light fixture with high-performance LED light sources.

Recessed ground installation.

Walk-over and drive-over versions.

Depth of recess box:
Ego WO/DO: 110-120 mm
Ego Flat WO: 60 mm

WO/DO round and square version, each one in 5 different sizes.

Fixture consisting of body, frame, glass diffuser, housing.

Aluminium body EN AB-44100 with silicone gaskets.

All versions are available with stainless steel frames.
Ego 55-90 / Ego flat 55-90 also available with polished aluminium frame.
Ego 150-220 / Ego flat 150-220 also available with 8mm-thick glass flush with the floor.

Housing in composite techno polymer, to be ordered separately.

Ego Flat WO H05RN-F feeding cable length: 300 cm.
Ego WO/DO feeding cable:
H05RNF 2x1 for Ego 55 - 90,
H05RNF 3x1 for Ego 150,
H07RNF 3x1 for Ego 220 - 320, cable length 30 cm.

All Ego versions (excluding Flat version) are supplied with electronic power supply inside the luminaire body. For 55 and 90 versions 24 V power supply and remote power supply to be ordered separately.

All Ego Flat can be operated by a remote power supply to be ordered separately. Connection cable includes a IP68 electrical terminal board.

Housing locked by anti-vandal TORX screws in AISI 316 stainless steel.

Glass surface temperature below 40°C.

Fixed and adjustable lenses in PMMA in 3 versions with different beam angles.

Die-cast painted aluminium with 3-stage outdoor treatment: nanotechnologies, antioxidant primer, polyester paint.

Technical features of light fixtures in compliance with EN60598-1 and part 2-13.

For further information on Ego walk over/drive over
↪ visit artemide.com

EGO 55 ALUMINIUM

Aluminium

XS WF EL

Fixed beam

Electronic ballast
24V SELV supplied
separately

MacAdam 4SDCM
Life L90 (10K) >54400h
CRI = 80

IP65/ **IP**67

IK09

EGO 55 WALK OVER

W	CRI	Weight	Beam	Flux	CCT	Round	Square
1,5 W	=80	0,28 kg	14°	83 lm	3000K	**T4031SPW00**	**T4001SPW00**
			32°	76 lm	3000K	**T4031WFLW00**	**T4001WFLW00**
			EL	77 lm	3000K	**T4031ELPTW00**	**T4001ELPTW00**



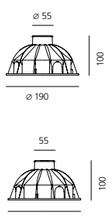

Recessing box				
Drive	24 W IP67	DALI	185x35x33mm	**T409908**
Drive	24 W IP67		148x40x32mm	**DV1041**
Drive	60 W IP67		163x43x32mm	**T409996**
Drive	90 W IP67		161x61x36mm	**T409998**
				T409999

Please see page 945 for drives installation details.

EGO 55 FLAT WALK OVER

W	CRI	Weight	Beam	Flux	CCT	Round	Square
1 W	=80	0,39 kg	14°	83 lm	3000K	**T40000SPW00**	**T40001SPW00**
			32°	76 lm	3000K	**T40000WFLW00**	**T40001WFLW00**
			EL	77 lm	3000K	**T40000ELPTW00**	**T40001ELPTW00**

Electronic ballast 350mA supplied separately



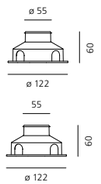

Recessing box	**NL40021H0**

Driver	V(ac)	L x W x H(mm)	IP	N.max	DIM	Code
cc 14W 350mA	220-240	79 x 38 x 25	67	2-10	-	**DV3001**
cc 23W 350mA	220-240	185 x 35 x 33	67	3-12	DALI	**DV1042**

Verify drive / recessed hole's dimensions.

EGO 55 STAINLESS STEEL

Stainless steel

XS WF EL

Fixed beam

Electronic ballast
24V SELV supplied
separately

MacAdam 4SDCM
Life L90 (10K) >54400h
CRI = 80

IP65/ **IP**67

IK09

EGO 55 DRIVE OVER

W	CRI	Weight	Beam	Flux	CCT	Round	Square
1,5 W	=80	0,28 kg	14°	83 lm	3000K	**T4032SPW00**	**T4002SPW00**
			32°	76 lm	3000K	**T4032WFLW00**	**T4002WFLW00**
			EL	77 lm	3000K	**T4032ELPTW00**	**T4002ELPTW00**



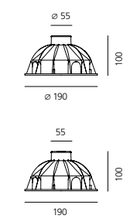

Recessing box				
Drive	24 W IP67	DALI	185x35x33mm	**T409908**
Drive	24 W IP67		148x40x32mm	**DV1041**
Drive	60 W IP67		163x43x32mm	**T409996**
Drive	90 W IP67		161x61x36mm	**T409998**
				T409999

Please see page 945 for drives installation details.

EGO 55 FLAT WALK OVER

W	CRI	Weight	Beam	Flux	CCT	Round	Square
1 W	=80	0,39 kg	14°	83 lm	3000K	**T40002SPW00**	**T40003SPW00**
			32°	76 lm	3000K	**T40002WFLW00**	**T40003WFLW00**
			EL	77 lm	3000K	**T40002ELPTW00**	**T40003ELPTW00**

Electronic ballast 350mA supplied separately



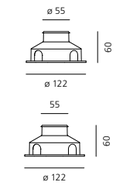

Recessing box	**NL40021H0**

Driver	V(ac)	L x W x H(mm)	IP	N.max	DIM	Code
cc 14W 350mA	220-240	79 x 38 x 25	67	2-10	-	**DV3001**
cc 23W 350mA	220-240	185 x 35 x 33	67	3-12	DALI	**DV1042**

Verify drive / recessed hole's dimensions.

EGO 90 ALUMINIUM

Aluminium

Fixed beam

Adjustable beam +/- 8°

XS WF EL

Electronic ballast 24V SELV supplied separately

MacAdam 4SDCM
Life L90 (10K) >54400h
CRI = 80

IP65/ **IP**67

IK09

EGO 90 WALK OVER

W	CRI	Weight	Beam	Flux	CCT	Round	Square
3 W	=80	0,50 kg	10°	220 lm	3000K	**T4034SPW00**	**T4004SPW00**
			24°	179 lm	3000K	**T4034FLW00**	**T4004FLW00**
			EL	162 lm	3000K	**T4034ELPTW00**	**T4004ELPTW00**



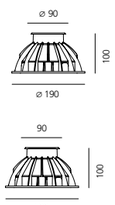

Recessing box				Round	Square
Drive	24 W IP67	DALI	185x35x33mm	**T409907**	
Drive	24 W IP67		148x40x32mm	**DV1041**	
Drive	60 W IP67		163x43x32mm	**T409996**	
Drive	90 W IP67		161x61x36mm	**T409998**	
				T409999	

Please see page 945 for drives installation details.

EGO 90 FLAT WALK OVER

W	CRI	Weight	Beam	Flux	CCT	Round	Square
3 W	=80	0,50 kg	10°	220 lm	3000K	**T40004SPW00**	**T40005SPW00**
			24°	179 lm	3000K	**T40004FLW00**	**T40005FLW00**
			EL	162 lm	3000K	**T40004ELPTW00**	**T40005ELPTW00**



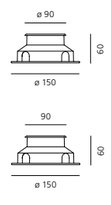

Fixed beam

Recessing box	**NL40022H0**

Driver	V(ac)	L x W x H(mm)	IP	N.max	DIM	Code
cc 14W 350mA	220-240	79 x 38 x 25	67	2-10	-	**DV3001**
cc 23W 350mA	220-240	185 x 35 x 33	67	3-12	DALI	**DV1042**

Verify drive / recessed hole's dimensions.

EGO 90 STAINLESS STEEL

Stainless steel

Fixed beam

Adjustable beam +/- 8°

XS WF EL

Electronic ballast 24V SELV supplied separately

MacAdam 4SDCM
Life L90 (10K) >54400h
CRI = 80

IP65/ **IP**67

IK09

EGO 90 DRIVE OVER

W	CRI	Weight	Beam	Flux	CCT	Round	Square
3 W	=80	0,50 kg	10°	220 lm	3000K	**T4033SPW00**	**T4003SPW00**
			24°	179 lm	3000K	**T4033FLW00**	**T4003FLW00**
			EL	162 lm	3000K	**T4033ELPTW00**	**T4003ELPTW00**



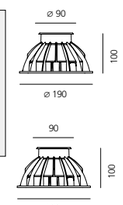

Recessing box				Round	Square
Drive	24 W IP67	DALI	185x35x33mm	**T409907**	
Drive	24 W IP67		148x40x32mm	**DV1041**	
Drive	60 W IP67		163x43x32mm	**T409996**	
Drive	90 W IP67		161x61x36mm	**T409998**	
				T409999	

Please see page 945 for drives installation details.

EGO 90 FLAT WALK OVER

W	CRI	Weight	Beam	Flux	CCT	Round	Square
3 W	=80	0,50 kg	10°	220 lm	3000K	**T40006SPW00**	**T40007SPW00**
			24°	179 lm	3000K	**T40006FLW00**	**T40007FLW00**
			EL	162 lm	3000K	**T40006ELPTW00**	**T40007ELPTW00**



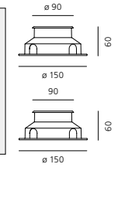

Fixed beam

Recessing box	**NL40022H0**

Driver	V(ac)	L x W x H(mm)	IP	N.max	DIM	Code
cc 14W 350mA	220-240	79 x 38 x 25	67	2-10	-	**DV3001**
cc 23W 350mA	220-240	185 x 35 x 33	67	3-12	DALI	**DV1042**

Verify drive / recessed hole's dimensions.

↳ EGO 150 STAINLESS STEEL

Stainless steel



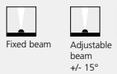



MacAdam 4SDCM
Life L70 (7K) >42300h
CRI = 80

IP65/ **IP**67

IK09

EGO 150 DRIVE OVER

W	CRI	Weight	Beam	Flux	CCT	Round	Square
						Code	Code
8 W	=80	1,35 kg	5°	366 lm	3000K	**T4036NSPW00**	**T4006NSPW00**
			38°	321 lm	3000K	**T4036WFLW00**	**T4006WFLW00**
			EL	366 lm	3000K	**T4036ELPTW00**	**T4006ELPTW00**

220/240Vac 50/60Hz electronic ballast included

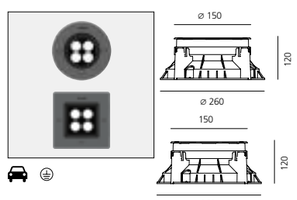

Recessing box	**T409905**	**T409906**

EGO 150 FLAT WALK OVER

W	CRI	Weight	Beam	Flux	CCT	Round	Square
						Code	Code
6 W	=80	0,88 kg	5°	366 lm	3000K	**T40010NSPW00**	**T40011NSPW00**
			38°	321 lm	3000K	**T40010WFLW00**	**T40011WFLW00**
			EL	366 lm	3000K	**T40010ELPTW00**	**T40011ELPTW00**

Electronic ballast 500mA SELV supplied separately

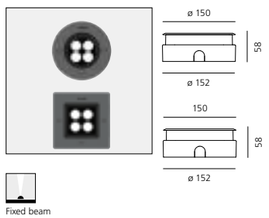

Recessing box	**NL40025H0**	**NL40023H0**

Driver	V(ac)	L x W x H(mm)	IP	N.max	DIM	Code
cc 14W 500mA	220-240	79 x 38 x 25	67	2	-	**DV3002**
cc 28W 500mA	220-240	120 x 38 x 25	67	2-3	-	**DV1039**
cc 31W 500mA	220-240	185 x 35 x 33	67	3	DALI	**DV1042**

Verify drive / recessed hole's dimensions.

↳ EGO 220 STAINLESS STEEL

Stainless steel







MacAdam 4SDCM
Life L70 (7K) >42300h
CRI = 80

IP65/ **IP**67

IK09

EGO 220 DRIVE OVER

W	CRI	Weight	Beam	Flux	CCT	Round	Square
						Code	Code
16 W	=80	3,20 kg	5°	787 lm	3000K	**T4039NSPW00**	**T4009NSPW00**
			38°	794 lm	3000K	**T4039WFLW00**	**T4009WFLW00**
			EL	797 lm	3000K	**T4039ELPTW00**	**T4009ELPTW00**

220/240Vac 50/60Hz electronic ballast included

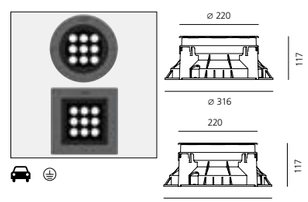

Recessing box	**T409903**	**T409904**

EGO 220 FLAT WALK OVER

W	CRI	Weight	Beam	Flux	CCT	Round	Square
						Code	Code
14 W	=80	1,78 kg	5°	787 lm	3000K	**T40014NSPW00**	**T40015NSPW00**
			38°	794 lm	3000K	**T40014WFLW00**	**T40015WFLW00**
			EL	797 lm	3000K	**T40014ELPTW00**	**T40015ELPTW00**

Electronic ballast 500mA SELV supplied separately

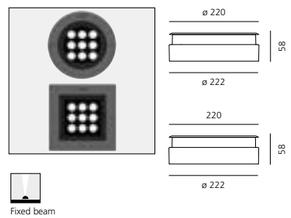

Recessing box	**NL40026H0**	**NL40023H0**

Driver	V(ac)	L x W x H(mm)	IP	N.max	DIM	Code
cc 28W 500mA	220-240	120 x 38 x 25	67	1	-	**DV1039**
cc 31W 500mA	220-240	185 x 35 x 33	67	1	DALI	**DV1042**

Verify drive / recessed hole's dimensions.

Ego walk over
↳ Glass





↳ EGO 150 GLASS WALK OVER

Black Glass



MacAdam 4SDCM
Life L70 (7K) >42300h
CRI = 80

IP65/ **IP**67
IK09

EGO 150 WALK OVER

W	CRI	Weight	Beam	Flux	CCT	Round Code	Square Code
8 W	=80	1,35 kg	5°	366 lm	3000K	**T4110NSPW00**	**T4100NSPW00**
			38°	321 lm	3000K	**T4110WFLW00**	**T4100WFLW00**
			EL	366 lm	3000K	**T4110ELPTW00**	**T4100ELPTW00**

220/240Vac 50/60Hz electronic ballast included

	Round	Square
Recessing box	**T409913**	**T409914**

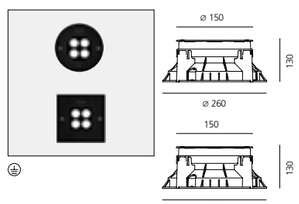

EGO 150 FLAT WALK OVER

W	CRI	Weight	Beam	Flux	CCT	Round Code	Square Code
6 W	=80	0,92 kg	5°	366 lm	3000K	**T40017NSPW00**	**T40018NSPW00**
			38°	321 lm	3000K	**T40017WFLW00**	**T40018WFLW00**
			EL	366 lm	3000K	**T40017ELPTW00**	**T40018ELPTW00**

Electronic ballast 500mA supplied separately

	Round	Square
Recessing box	**NL40029H0**	**NL40027H0**

Driver	V(ac)	L x W x H(mm)	IP	N.max	DIM	Code
cc 14W 500mA	220-240	79 x 38 x 25	67	2	-	**DV3002**
cc 28W 500mA	220-240	120 x 38 x 25	67	2-3	-	**DV1039**
cc 31W 500mA	220-240	185 x 35 x 33	67	3	DALI	**DV1042**

Verify drive / recessed hole's dimensions.

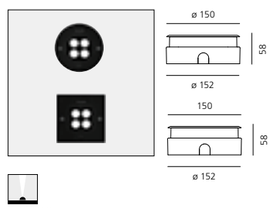

↳ EGO 220 GLASS WALK OVER

Black Glass



MacAdam 4SDCM
Life L70 (7K) >42300h
CRI = 80

IP65/ **IP**67
IK09

EGO 220 WALK OVER

W	CRI	Weight	Beam	Flux	CCT	Round Code	Square Code
17 W	=80	3,20 kg	5°	787 lm	3000K	**T4111NSPW00**	**T4101NSPW00**
			38°	794 lm	3000K	**T4111WFLW00**	**T4101WFLW00**
			EL	797 lm	3000K	**T4111ELPTW00**	**T4101ELPTW00**

220/240Vac 50/60Hz electronic ballast included

	Round	Square
Recessing box	**T409911**	**T409912**

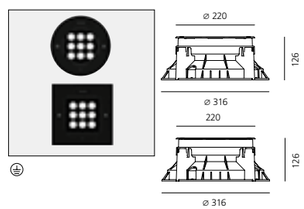

EGO 220 FLAT WALK OVER

W	CRI	Weight	Beam	Flux	CCT	Round Code	Square Code
14 W	=80	1,67 kg	5°	787 lm	3000K	**T40019NSPW00**	**T40020NSPW00**
			38°	794 lm	3000K	**T40019WFLW00**	**T40020WFLW00**
			EL	797 lm	3000K	**T40019ELPTW00**	**T40020ELPTW00**

Electronic ballast 500mA supplied separately

	Round	Square
Recessing box	**NL40030H0**	**NL40028H0**

Driver	V(ac)	L x W x H(mm)	IP	N.max	DIM	Code
cc 28W 500mA	220-240	120 x 38 x 25	67	1	-	**DV1039**
cc 31W 500mA	220-240	185 x 35 x 33	67	1	DALI	**DV1042**

Verify drive / recessed hole's dimensions.

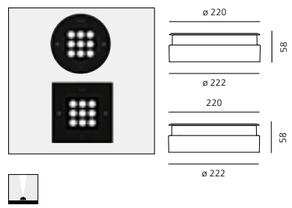

Megara

Michele De Lucchi
↳ 2011

Light fixture with high-performance LED light sources.

Drive-over recessed floor installation with floor-protruding cap. All the versions are drive-over up to 5000Kg. Due to the low height of the cap, Megara 90 is also suitable for installation in walk-over areas, being careful to avoid areas of direct transit (near walls, buildings, etc.). Cap's temperature 35° C.

3 sizes (90, 150, 220 mm).

Composed by body, cap, diffuser, recessing box.

Body and cap in painted EN AB44100 aluminium, silicone gaskets; provided with 30 cm-long pre-resined three-pole connection cable (H07RN-F for versions 90 qnd 150, H05RN-F for version 220).

Electronic ballast integrated in the body.

Diffuser in UV resistant polycarbonate.

Power connection to the mains by means of the IP68 connector supplied with the light fixture, which can be housed in the recessing box and is suitable for cables with a diameter from 5 to13.3 mm.

Fixing to the recessing box is ensured by means of anti-vandal screws TORX.

Recessing box for laying in reinforced polymer to be ordered separately.

Radial emission beam optic.

1, 2, 4 beam and full configurations.

Screws in AISI 316 stainless steel.

Painted die-cast aluminium with 3-stage outdoor treatment: nanotechnologies, antioxidant primer, polyester paint.

Technical features of light fixtures in compliance with EN60598-1 and part 2-13.











For further information on Megara
↳ visit artemide.com



MEGARA 90 - 1 BEAM



MEGARA 150 - 1 BEAM



MEGARA 220 - 1 BEAM



MEGARA 90 - 2 BEAMS



MEGARA 150 - 2 BEAMS



MEGARA 220 - 2 BEAMS



MEGARA 90 - 4 BEAMS



MEGARA 150 - 4 BEAMS



MEGARA 220 - 4 BEAMS



MEGARA 90 - FULL



MEGARA 150 - FULL



MEGARA 220 - FULL

PAINTED ALUMINIUM CAP

DIFFUSER IN UV RESISTANT
POLYCARBONATE

RECESSING BOX IN POLYMER

Recessed depth:

Megara 90	101mm
Megara 150	122mm
Megara 220	118mm

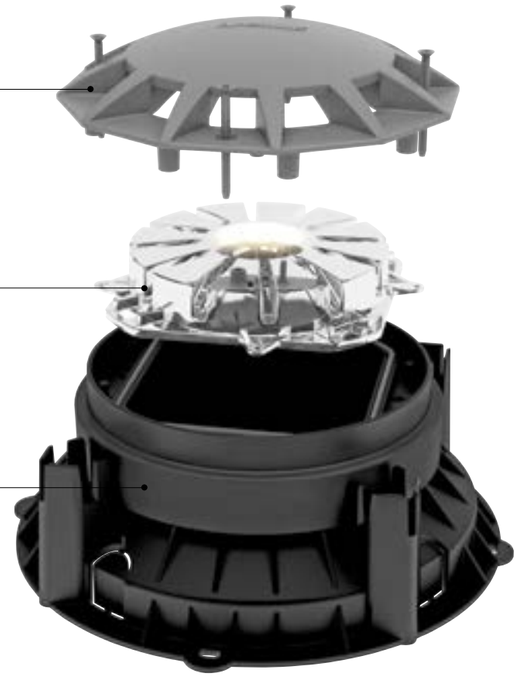



MEGARA 90

Dark grey

EL

220/240Vac 50/60Hz
electronic ballast included

MacAdam 4SDCM
L70(6K)>39300 h
CRI =80

IP65/ **IP**67
IK10

1 Beam					
W	Weight	Beam	Flux	CCT	Code
2,5 W	0,4 kg	AS	7 lm	3000K	**T415300W00**





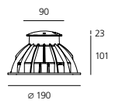

2 Beams					
W	Weight	Beam	Flux	CCT	Code
2,5 W	0,4 kg	AS	12 lm	3000K	**T415200W00**





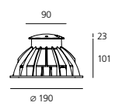

3 Beams					
W	Weight	Beam	Flux	CCT	Code
2,5 W	0,4 kg	AS	15 lm	3000K	**T415100W00**





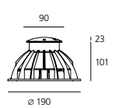

4 Beams					
W	Weight	Beam	Flux	CCT	Code
2,5 W	0,4 kg	AS	22 lm	3000K	**T415000W00**





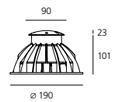

Accessories	
	Code
Recessing box	**T409907**

MEGARA 150

Dark grey

EL

220/240Vac 50/60Hz
electronic ballast included

MacAdam 4SDCM
L70(6K)>39300 h
CRI =80

IP65/ **IP**67
IK10

1 Beam					
W	Weight	Beam	Flux	CCT	Code
4 W	1 kg	AS	8 lm	3000K	**T415700W00**





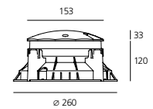

2 Beams					
W	Weight	Beam	Flux	CCT	Code
4 W	1 kg	AS	14 lm	3000K	**T415600W00**





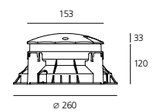

3 Beams					
W	Weight	Beam	Flux	CCT	Code
4 W	1 kg	AS	18 lm	3000K	**T415500W00**





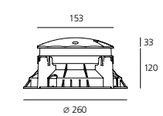

4 Beams					
W	Weight	Beam	Flux	CCT	Code
4 W	1 kg	AS	26 lm	3000K	**T415400W00**





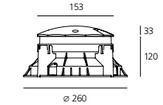

Accessories	
	Code
Recessing box	**T409905**

↳ MEGARA 220

Dark grey

EL

220/240Vac 50/60Hz
electronic ballast included

MacAdam 4SDCM
L70(6K)>39300 h
CRI =80

IP65/ **IP**67
IK10

1 Beam					Code
W	Weight	Beam	Flux	CCT	
8,5 W	0,4 kg	AS	8 lm	3000K	**T416100W00**



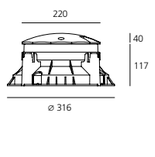

Microled

↪ 2013

Light fixture with high-performances LED light sources.

Floor installation.

Consists of diffuser, body, ring, housing.

Diffuser in glass, 3mm-thick.

Body in technopolymer, with or without frame.

Ring in stainless steel AISI 316L.

Housing in plastic material (available separately).

Remote driver.

Electrical connection to the ballast by means of a two-pole H05RN-F cable and appropriate IP68 terminal board.

For further information on Microled
↪ visit artemide.com



Stainless steel

XF

Driver 12Vdc SELV supplied separately.
Walkable 500 kg.

IP65 / **IP**67
CE
IK10
CRI =75

MICROLED

W	Weight	Beam	Flux	CCT	Code
0,5 W	0,2 kg	XF	5,6 lm	3000K	**NL42036VSK0**



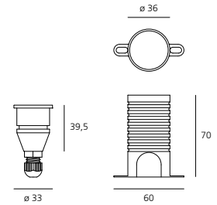

W	Weight	Beam	Flux	CCT	Code
0,5 W	0,2 kg	XF	5,6 lm	3000K	**NL42037VSK0**



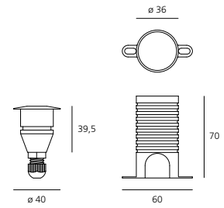

Accessories

	Code
Recessing box	**NL42040H0**

Driver	Vac	IP	Lmm	Wmm	Hmm		Code
25W 12Vdc	24 Vdc	IP67	148	40	32	25 max	**T409996**
60W 12Vdc	24 Vdc	IP67	163	43	32	60 max	**T409998**

MICROLED RGB

W	Weight	Beam	Code
1,5 W	0,2 kg	XF	**NL42038**



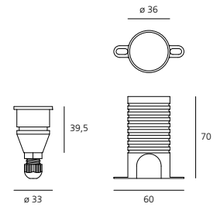

W	Weight	Beam	Code
1,5 W	0,2 kg	XF	**NL42039**



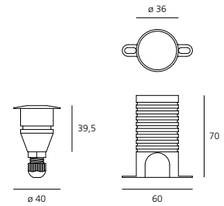

Accessories

	Code
Recessing box	**NL42040H0**
DSC 30 USB interface DMX stand alone	**NL19030**
9V/350mA ballast with mini USB connector for DSC30	**NL19031**
50cm cable with HE10 connector for keyboard (optional)	**NL7833**

Driver	Vac	W	Vdc	Ch	Control	LxWxH	IP	1,5W	Code
Driver NLX1-100	120-250Vac	95W	24Vdc PWM	1xRGB	DMX/DALI	388x42x30	40	50 max	**NL12150**
Driver NLX1-75	24Vdc	144W	24Vdc PWM	1xRGB	DMX/DALI	153x50x23	40	80 max	**NL19084**
PSU 150W	90-305Vac	150W	24Vdc			228x68x39	67		**DV5004**
Driver NLX2-75	90-260Vac	75W	24Vdc PWM	2xRGB	DMX	270x200x80	40	40 max	**NL75190**
Driver NLX1-100 IP	120-250Vac	95W	24Vdc PWM	1xRGB	DMX/DALI	340x103x61	66	50 max	**DV1046**

**PSU 24Vdc (i.e. Cod. DV5004) mandatory*



Aria

Massimo Sacconi
↳ 2012

Light fixture with high-performance LED light sources.

Wall or ceiling installation.

Composed by: frame (aluminium), body (injection mould of aluminium), asymmetrical reflector, fixing springs or housing (bend metal - to be ordered separately).

Body and frame are painted with outdoor treatment three stages: nanotechnologies, antioxidant primer, polyester paint.

Metalized polycarbonate reflector.

Silicone gasket.

Protection screen in tempered glass, 3mm-thick.

Electrical connection to the ballast by means of a cable with appropriate terminal board supplied with the fixture.

Technical features of light fixtures in compliance with EN60598-1.

For further information on Aria
↳ visit artemide.com

↳ ARIA

White	Black	Silver	EL	Electronic ballast 700 mA supplied separately	MacAdam 4SDCM CRI =85	IP40/ IP65 650°
01 **06**	**04** **04**	**12** **02**				

ARIA MINI

W	Weight	Beam	CCT	Flux	IP	Code
6 W	0,60 kg	AS	3000 K	215 lm	65	**AJ100.** 01/04/12
				204 lm	40	**AJ300.** 01/04/12



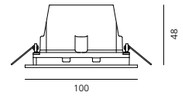

Life L70 (6K)>36000h

72 x 52 ±2

Accessories	Code
Recessing box	**AJ90000**

ARIA MICRO

W	Weight	Beam	CCT	Flux	IP	Code
2,5 W	0,36 kg	AS	3000 K	57 lm	65	**NL31019VTK0.**06/04/02
					40	**NL31018VTK0.**06/04/02



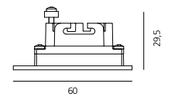

Life L70 (10K)>60500h

49 x 46 ±2

Accessories	Code
Recessing box	**NL31020H0**

							Aria Mini		Aria Micro	
Driver	V(ac)	DIM	L_{mm}	W_{mm}	H_{mm}	IP	3W	6 W	2,5 W	Code
cc 14W 350mA	220-240	-	79	38	25	67	4			**DV3001**
cc 14W 700mA	220-240	-	79	38	25	67		2	2-8	**DV3003**
cc 30W 700mA	220-240	-	120	38	25	67		3-4	7-12	**DV3004**
cc 9W 350mA	220-240	-	75	38	22	67	2			**NL19032**
cc 10W 700mA	220-240	-	75	38	22	67		1	2-3	**NL19035**
cc 20W 700mA	220-240	-	125	38	22	67		2	2-7	**NL19036**
cc 30W 700mA	220-240	-	125	38	22	20		3-4	7-12	**DV1040**
cc 23W 350mA	220-240	DALI	185	35	33	67	4			**DV1042**
cc 38W 700mA	220-240	DALI	185	35	33	67		4	3-13	**DV1042**

Verify driver / recessed hole's dimensions.





Artemide Showroom, Frankfurt a/M - DE

Faci

Ernesto Gismondi
↳ 2012







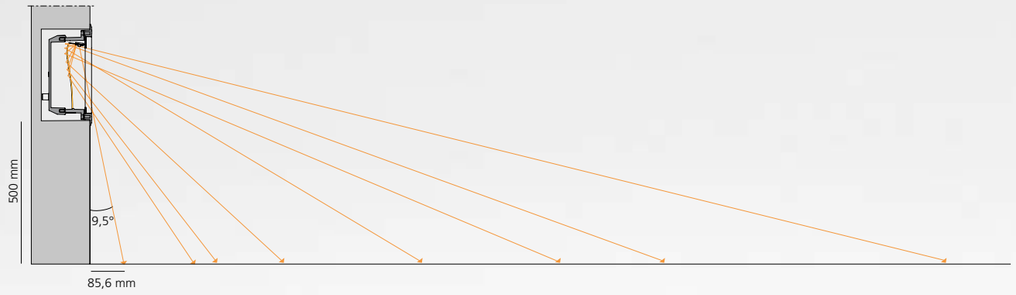



Recessed hole
Faci 12
160 x 160 x 80 mm
Faci 24
280 x 160 x 80 mm
Faci 36
400 x 160 x 80 mm



Recessing box
Faci 12
135 x 137 x 75 mm
Faci 24
256 x 137 x 75 mm
Faci 36
376 x 137 x 75 mm



Body in nylon reinforced with fibre glass



Reflector in optic aluminium with high coefficient of reflection + strip LED



Tempered glass and cromed zamak frame

For further information on Faci
↳ visit artemide.com

Light fixture with high-performance LED light sources.

Recessed wall installation.

3 sizes (120, 240 and 360 mm length).

Consist of by lamp body and recessing box.

Body in high-resistance reinforced polymer. The lamp body is snap-fitted into the recessing box, then it is fixed by means of two anti-vandal screws Torx. This product is suitable for areas at risk of vandalism.

Aluminium reflector conveying and diffusing the light flow downwards to ensure an even floor lighting and visual comfort without glare.

Diffuser in 8mm-thick silkscreened tempered glass to ensure higher vandal-proof resistance.

Front frame in chromed zamac.

Recessing box for laying in reinforced polymer, with low depth, can be ordered separately.

Wiring inside the lamp body with IP65 grommet suitable for cables with a diameter of 8-12 mm for the connection to the mains.

AISI 316 setscrews and silicone seal gaskets.

Technical features of light fixtures in compliance with EN60598-1.

Installation must be carried out by specialized personnel. Carefully follow the instructions.

FACI

Polished



EL



220/240Vac 50/60Hz electronic ballast
50/60Hz included

IP65

IK10

FACI 12

W	Weight	Beam	Flux	CCT
3 W	0,6 kg	AS	62 lm	3000K

Code
T417400W00



160x160x80h

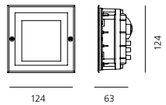

Accessories

Code
T409921

Recessing box 135x137x75 mm

FACI 24

W	Weight	Beam	Flux	CCT
7 W	0,84 kg	AS	189 lm	3000K

Code
T417600W00



280x160x80h

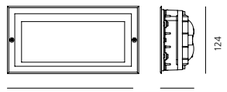

Accessories

Code
T409922

Recessing box 256x137x75 mm

FACI 36

W	Weight	Beam	Flux	CCT
9 W	1,16 kg	AS	265 lm	3000K

Code
T417800W00



400x160x80h

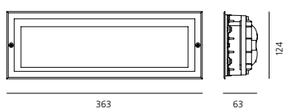

Accessories

Code
T409923

Recessing box 376x137x75 mm



Centro Servizi dello Studentato Universitario, Trento - IT
Progect: Studio Paterm and Tobares de Nava s.L. Arquitectos + CLA SIS Engeneering, Ing Luca Masini

Faci vetro

Ernesto Gismondi
↪ 2012









Recessed hole
Faci 12
160 x 160 x 80 mm
Faci 24
280 x 160 x 80 mm
Faci 36
400 x 160 x 80 mm



Recessing box
Faci 12
135 x 137 x 75 mm
Faci 24
256 x 137 x 75 mm
Faci 36
376 x 137 x 75 mm



Lighting unit

Light fixture with high-performance LED light sources.

Recessed wall installation.

Consist of 3 sizes (120, 240 and 360mm length).

Composed by lamp body and recessing box.

Body in high-resistance reinforced polymer. The lamp body is snap-fitted into the recessing box, so the final product has no visible screws and the glass is flush with the wall.

Aluminium reflector conveying and diffusing the light flow downwards to ensure an even floor lighting and visual comfort without glare.

Diffuser in 6mm-thick silkscreened tempered glass.

Recessing box for laying in reinforced polymer, with low depth, can be ordered separately.

Wiring inside the lamp body with IP65 grommet suitable for cables with a diameter of 8-12mm for the connection to the mains.

AISI 316 setscrews and silicone seal gaskets.

Technical features of light fixtures in compliance with EN60598-1.

For further information on Faci vetro
↪ visit artemide.com

FACI VETRO

Black glass

EL

220/240Vac 50/60Hz electronic ballast
50/60Hz included

IP65
IK10

FACI VETRO 12

W	Weight	Beam	Flux	CCT
3 W	0,6 kg	AS	62 lm	3000K

Code
T417500W00



160x160x80h

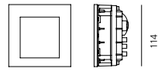

Accessories

Recessing box 135x137x75 mm

Code
T409921

FACI VETRO 24

W	Weight	Beam	Flux	CCT
5 W	0,84 kg	AS	189 lm	3000K

Code
T417700W00



280x160x80h

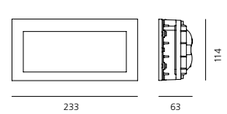

Accessories

Recessing box 256x137x75 mm

Code
T409922

FACI VETRO 36

W	Weight	Beam	Flux	CCT
9 W	1,16 kg	AS	265 lm	3000K

Code
T417900W00



400x160x80h

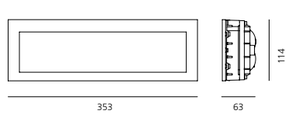

Accessories

Recessing box 376x137x75 mm

Code
T409923



Centro Servizi dello Studentato Universitario, Trento - IT
Project: Studio Palerm and Tabarez de Nava s.L. Arquitectos + CLA Sds Engeneering, ing Luca Masini

Projector ↳



Minispot 858
Ego Spot 862
Epulo 866
Falange 870
Obice 874

Minispot

↪ 2007

Light fixture with high-performance LED light sources.

Ground, floor, wall installation.

Consists of body, metal ring, diffuser in opaline polycarbonate, 3mm thick.

Body and metal ring in anticorodal aluminium, anodized.

Silicone o-ring gaskets.

Remote driver supplied separately.

Power connection to the driver by means of H05RN-F cable and IP68 electrical terminal board, supplied with the fixture.

Fixed optic. PMMA lenses in 3 different versions of beams.

Picket for ground installation.

Technical features of light fixtures in compliance with EN60598-1 and part 2-5.

Installation must be carried out by specialized personnel.



For further information on Minispot
↪ visit artemide.com

↪ MINISPOT

Silver grey

F WF

Driver 700mA SELV supplied separately

MacAdam 3SDCM
Life L70 (6K)=50000h
CRI =80

IP65
+/-150°

W	Weight	Beam	Flux	CCT	Code
2W	0,19 kg	F 24°	99 lm	3000 K	**NL702910K0**
		WF 32°	95 lm	3000 K	**NL702925K0**
		WF° 45	114 lm	3000 K	**NL7029ELK0**



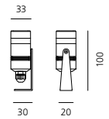

Accessories	Code
Picket in anodised metal 37 x 180mm	**NL97150**

Driver	V(ac)	L_{mm}	W_{mm}	H_{mm}	IP	N°	DIM	Code
cc 14 W 700mA	220-240	79	38	25	67	1 - 5	-	**DV3003**
cc 30 W 700mA	220-240	120	38	25	67	7 - 12	-	**DV3004**
cc 38W 700mA	220-240	185	35	33	67	3 - 13	DALI	**DV1042**



Private residence, Milan - IT, interior design: Erna Corbetta. Ph. Beppe Raso

Private residence, Milan - IT, interior design: Erna Corbetta. Ph. Beppe Raso

Ego Spot

↪ 2005



↪ EGO SPOT

Silver grey

S F EL

Driver 24Vdc SELV
supplied separately

MacAdam 3SDCM
Life L70 (6K)=50000h
CRI =80

IP65
+/-90°

W	Weight	Beam	Flux	CCT	Code
12 W	0,75 kg	S 10°	755 lm	3000K	**T7633SPW00**
		F 26°	711 lm	3000K	**T7633FLW00**
		EL	723 lm	3000K	**T7633ELPTW00**



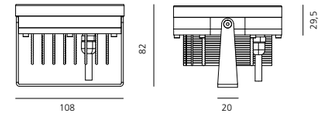

Accessories	Code
Picket	**NL97150**

Driver	Vdc	IP	LxWxH	24W	DIM	Code
24W	24Vdc	IP67	185x35x35	1	DALI	**DV1041**
25W	24Vdc	IP67	148x40x32	1		**T409996**
60W	24Vdc	IP67	163x43x32	4		**T409998**
90W	24Vdc	IP67	161x61x36	6		**T409999**
150W	24Vdc	IP67	228x68x39	10		**DV5004**
288W	24Vdc	IP20	156x52x26	DALI/PUSH/1-10/0-10 DIMMER		**NL19096**

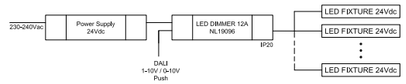



Spot optic

Concentrated luminous flow to highlight details avoiding unwanted light dispersion.



Flood optic

Medium luminous flux to highlight details, large
sections of windows.



Elliptical optic

Elliptical distribution of the luminous flow suitable for wallwasher effect.

Light fixture with high-performance LED light sources.

Ground, floor, wall installation.

Consists of body, frame, glass and bracket.

Aluminium folded sheet bracket. All aluminium components are anodized.

Diffuser in glass, 10mm-thick.

Gaskets in EPDM.

Remote driver supplied separately.

Power connection to the driver by means of H05RN-F cable and IP68 electrical terminal board, supplied with the fixture.

Fixed optic. PMMA lenses in 3 different versions of beams.

Picket for ground installation in galvanized sheet iron.

Painted aluminium with 2-stage outdoor treatment: antioxidant primer, polyester paint.

Technical features of light fixtures in compliance with EN60598-1 and part 2-13.

Installation must be carried out by specialized personnel.

For further information on Ego Spot
↪ visit artemide.com

Hotel Château Monfort, Milan - IT, Arch. SofiaVedani + FZI Interiors, ph. Stefano Oppo

Epulo

Ernesto Gismondi
↬ 2005

For further information on Epulo
↬ visit artemide.com



Grey-white RAL9002 **00**

Anthracite grey **10**

XS WF EL

220/240Vac 50/60Hz electronic ballast included

MacAdam 4SDCM
Life L70 (4K) 60500h
CRI =80

45° (right/left)
90° (up/down)
180°

IP65
IK06

EPULO 13

W	Weight	Beam	Flux	CCT	Code
23W	2,71 kg	XS 6°	1231 lm	3000K	**T418910W.** 00/10
		WF 40°	1187 lm	3000K	**T418939W.** 00/10
		EL	1198 lm	3000K	**T4189ELW.** 00/10



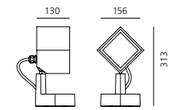

EPULO 18

W	Weight	Beam	Flux	CCT	Code
38W	5,00 kg	XS 6°	2188 lm	3000K	**T418810W.** 00/10
		WF 40°	2110 lm	3000K	**T418839W.** 00/10
		EL	2136 lm	3000K	**T4188ELW.** 00/10



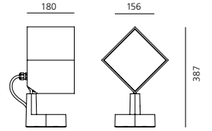









Extra Spot optic 6°

Concentrated luminous flow to highlight details avoiding unwanted light dispersion.



Wide Flood optic 40°

Wide luminous flow suitable for lighting large areas.



Elliptical optic EL

Elliptical distribution of the luminous flow suitable for wall washer effect.

Light fixture with adjustable direct emission, with high-performance LED light sources.

Floor, wall and eaves installation.

2 sizes: Epulo 13 and Epulo 18.

Available in two finishes: grey-white painted (RAL 9002) and anthracite grey painted.

Consists of lighting unit, terminal board and fixing bracket. Rotation on the base +/-180°, side body tilt +/-45° and front body tilt +0/-90 by means of a spherical joint allowing an accurate adjustment.

Body and terminal board in EN AB-47100 aluminium, fixing bracket in stainless steel, silicone gaskets. Electronic ballast integrated in the body.

Silkscreened tempered glass siliconed flush with the body to avoid backwater.

The device is provided with a safety cable with hook to allow easy wiring during its installation in any position.

IP67 connector for electric connection to the mains, it can be housed in the terminal board compartment and is suitable for cables with a diameter of 5-13.5mm.

PMMA lenses in 3 different versions of beams.

Screws in AISI 316 stainless steel.

The components in die-cast aluminium and the steel bracket are painted with 3-stage outdoor treatment: nanotechnologies, antioxidant primer, polyester paint.

Technical features of light fixtures in compliance with EN60598-1 and part 2-5.



Danese Milano, Milan - (IT)

Falange

Wilmotte & Industries
↳ 2011

Adjutable light fixture with direct emission, with high-performance LED light sources.

Ground, wall, eaves installation.

2 sizes: 134 x 134, 238 x 134 mm.

Composed by adjustable lighting unit and support (housing the wiring) by means of a graduated metal ring allowing an accurate adjustment. Positioning is maintained by means of locking dowels.

Body and support in EN AB44100 aluminium, silicone gaskets.

Electronic ballast integrated in the body.

Silkscreened tempered glass siliconed to a secondary frame.

Wiring to be carried out by means of plug IP 68.

PMMA lenses in 3 different versions of beams.

AISI 316 stainless steel screws.

Painted die-cast aluminium with 3-stage outdoor treatment: nanotechnologies, antioxidant primer, polyester paint.

Technical features of light fixtures in compliance with EN60598-1 and part 2-5.



For further information on Falange
↳ visit artemide.com




New Jerusalem Monastery, Istra, Moscow region, Studio Vega, Ph Konstantin Maksimov

↳ FALANGE

Grey-white RAL9002 **02**

Anthracite grey **05**

S WF EL

220/240Vac 50/60Hz electronic ballast included

MacAdam 4SDCM
Life L70 (10K)>60500h
CRI =80

IP65

180° 60°

FALANGE 9

W	Weight	Beam	Flux	CCT	Code
22 W	2,00 kg	S 10°	958 lm	3000K	**NL3000010K0.** 02/05
		WF 34°	764 lm	3000K	**NL3000039K0.** 02/05
		EL	830 lm	3000K	**NL30000ELK0.** 02/05



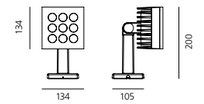

FALANGE 18

W	Weight	Beam	Flux	CCT	Code
44 W	3,05 kg	S 10°	1917 lm	3000K	**NL3000110K0.** 02/05
		WF 34°	1529 lm	3000K	**NL3000139K0.** 02/05
		EL	1661 lm	3000K	**NL30001ELK0.** 02/05



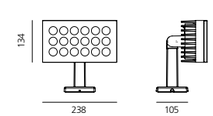





Spot optic (8°-15°)

Concentrated luminous flow to highlight details avoiding unwanted light dispersion.





Wide Flood optic (30°-45°)

Wide luminous flow suitable for lighting large areas.





Elliptical optic (EL)

Elliptical distribution of the luminous flow suitable for wall washer effect.





Obice

Alessandro Pedretti
(Studio Rota & Partners)
↪ 2014, 2016



↳ OBICE

White **20** Black **10**

F WF

220/240Vac 50/60Hz
electronic ballast included

Life L80 (13K) 78600h
CRI =80

IP40 / **IP**65
INK06

+35°/-125° 359°

OBICE

W	Weight	Beam	Flux	CCT	Code
10 W	1,24 kg	19°	670 lm	3000 K	**T430518W.** 10/20
		34°	605 lm	3000 K	**T430534W.** 10/20



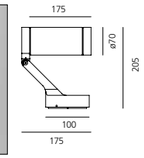

IP65

MacAdam 2SDC
Life = L70(6K)>36000

OBICE MINI

W	Beam	Flux	CCT	Code
7 W	19°	505 lm	3000 K	**T430418W.** 10/20
	34°	460 lm	3000 K	**T430434W.** 10/20

Driver 24Vdc SELV supplied separately



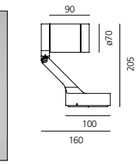

IP65

MacAdam 2SDC
Life = L70(6K)>36000

Driver	Vdc	IP	LxWxH	7W	DIM	Code
24W	24Vdc	IP67	185x35x35	1	DALI	**DV1041**
25W	24Vdc	IP67	148x40x32	3		**T409996**
60W	24Vdc	IP67	163x43x32	7		**T409998**
90W	24Vdc	IP67	161x61x36	10		**T409999**
150W	24Vdc	IP67	228x68x39	18		**DV5004**
288W	24Vdc	IP20	156x52x26	DALI/PUSH/1-10/0-10 DIMMER		**NL19096**

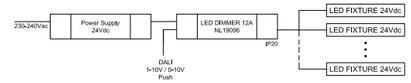

OBICE MICRO

W	Weight	Beam	Flux	CCT	**IP40** Code	**IP65** Code
3 W	0,28 kg	23°	112 lm	3000 K	**M3160FLW.** 10/20	**T4314FLW.** 10/20
		32°	115 lm	3000 K	**M3160WFLW.** 10/20	**T4314WFLW.** 10/20



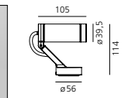

MacAdam 4SDC
Life = L70(6K)>50000

Accessories



Accessories holder — Code **T4306000.** 10/20



Lens for elliptical emission — **T430700000**



For further information on Obice
↳ visit artemide.com

Lights fixture with high-performance LED light sources.

Wall / ceiling installation.

Monochromatic light.

Consist of: body, adjustable joint, terminal board and protective screen.

Body in injection mould of aluminium.

Terminal base and adjustable joint in injection mould of aluminium.

Flange, protection screen in tempered glass, 4mm-thick, with black opal serigraphy.

Integrated power supply (Obice e Obice Micro), 24Vdc remote driver included (Obice mini).

Wiring to be carried out by means of a plug (IP68) located in the terminal base (only for Obice and Obice Micro).

Technical features of light fixtures in compliance with EN60598-1.

Scenographic Lighting ↳





Spike ____ 880
LineaLed
drive over ____ 884
LineaLed
wallwasher ____ 888
Dedalo ____ 892

Spike

↪ 2006



Lighting appliance with high-yield LED sources.

Wall or ceiling mounted.

Monochrome or RGB light.

EN AW6060 T5 extruded aluminium body.

3mm-thick methacrylate diffuser.

Die-cast aluminium caps with silicon rim.

EN AB 47100 aluminium adjustment brackets.

Power unit connection with bipolar H05RN-F cable (monochrome) or quadripolar silicon/rubber cable (RGB), with standard IP 68 clamp.

Remote 24 Vdc power unit.

Body in anodized extruded aluminium. Caps and brackets in painted die-cast aluminium with 3-stage outdoor treatment: nanotechnologies, anti-oxidant primer, polyester paint.

Optional painted extruded aluminium anti-glare screen.

Optical units. PMMA lenses with 3 different beam options.

RGB version made up of monochrome red, green and blue LEDs.

Technical specifications of EN60598-1 compliant appliances.



For further information on Spike
↪ visit artemide.com

↳ SPIKE

Silver grey

S F EL

24Vdc power supplied separately.
* new version longer than 4 mm.

MacAdam 4SDCM
Life L90 (9K) >54400h
CRI =80

IP65

SPIKE

Watt	Lenght	Weight	Beam	Flux	CCT	Code
12W	268 mm	*0,37 kg	S13°	594 lm	3000K	**T430010W00**
			F 27°	554 lm	3000K	**T430025W00**
			EL	594 lm	3000K	**T4300ELW00**
24W	490 mm	*0,75 kg	S13°	1188 lm	3000K	**T430110W00**
			F 27°	1108 lm	3000K	**T430125W00**
			EL	1188 lm	3000K	**T4301ELW00**
36W	730 mm	*1,06 kg	S13°	1782 lm	3000K	**T430210W00**
			F 27°	1662 lm	3000K	**T430225W00**
			EL	1782 lm	3000K	**T4302ELW00**
48W	970 mm	*1,34 kg	S13°	2376 lm	3000K	**T430310W00**
			F 27°	2216 lm	3000K	**T430325W00**
			EL	2376 lm	3000K	**T4303ELW00**



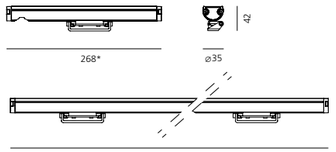

Antidazzle screen	Code
Spike 12W	**T430806**
Spike 24W	**T430812**
Spike 36W	**T430818**
Spike 48W	**T430824**

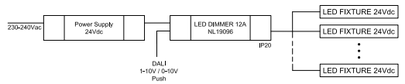

Driver	Vdc	IP	LxWxH	12W	24W	36W	48W	DIM	Code
24W	24Vdc	IP67	185x35x35	1				DALI	**DV1041**
25W	24Vdc	IP67	148x40x32	1				-	**T409996**
60W	24Vdc	IP67	163x43x32	4	2	1	1	-	**T409998**
90W	24Vdc	IP67	161x61x36	6	3	2	1	-	**T409999**
150W	24Vdc	IP67	228x68x39	1	5	3	2	-	**DV5004**
288W	24Vdc	IP20	156x52x26	DALI/PUSH/1-10/0-10 DIMMER					**NL19096**

SPIKE RGB

Watt	Lenght	Weight	Beam	Code
25W	784 mm	*1,06 kg	S10°	**NL5003110C002**
			F 25°	**NL5003130C002**
			EL	**NL50031ELC002**
			40°	**NL5003140C002**



16,7 M

Driver	Vac	W	Vdc	Ch	Control	LxWxH	IP	25W	Code
Driver NLX1-100	120-250Vac	95W	24Vdc PWM	1xRGB	DMX/DALI	388x42x30	40	3 max	**NL12150**
Driver NLX1-75		144W	24Vdc PWM	1xRGB	DMX/DALI	153x50x23	40		**NL19084**
PUS 150W	90-305Vac	150W	24Vdc			228x68x39	67	5 max	**DV5004**
Driver NLX2-75	90-260Vac	75W	24Vdc PWM	2xRGB	DMX	270x200x80	40	3 max	**NL75190**
Driver NLX1-100 IP	120-250Vac	95W	24Vdc PWM	1xRGB	DMX/DALI	340x103x61	66	3 max	**DV1046**

	Code
DSC 30 USB interfaced DMX stand alone Digital interface provided with software. If connected to the PC USB port, it transforms the programme instructions into DMX 512 control signals. DSC30 (512 DMX controllable channels, real-time clock, local use) allows computer-interactive programming and stand-alone mode, that is the possibility of autonomous interface repetition without PC connection.	**NL19030**
9V/350mA ballast with mini USB connector for DSC30	**NL19031**
50cm-long cable with HE10 connector for connection to a keyboard	**NL7833**
Antidazzle screen	**T430836**

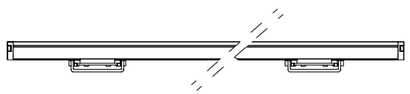

LineaLed - Drive over

Carlotta de Bevilacqua
↳ 2010



Walk over and drive over approved up to 5000Kg.

Light fixture with high-performance LED light sources.

Walk-over and drive-over recessed floor installation.

Monochromatic or RGB light.

Composed of body, diffuser, recessing box, closing end caps, junctions.

Body in extruded EN AW6060 T5 aluminum.

Opal non-slippery tempered glass 8mm-thick.

Glass surface temperature lower than 35°.

Profile end caps in aluminum EN AW 6060.

Recessing box for laying in stainless steel AISI 304.

Recessing box end caps and junction in stainless steel AISI 304.

Electrical connection to the ballast by means of a two-pole cable H05RN-F, with IP68 quick-release terminal block which is supplied with the fixture and can be housed in the recessing box.

24Vdc remote ballast.

Body fastened to the recessing box by means of proper pre-stressed steel springs supplied with the fixture.

Painted profile with 2-stage outdoor treatment: primer, outdoor paint.

RGB version with Full Colour RGB LEDs.

Technical features of light fixtures in compliance with EN60598-1.

For further information on LineaLed - Drive-over
↳ visit artemide.com

↳ LINEALED DRIVE OVER

Silver grey

XF

24Vdc power supplied separately.

MacAdam 7SDCM
Life L70 (6K)=35000h
CRI =75

IP65 / IP67

LINEALED

W	Lenght	Beam	Flux	CCT	Code
5W	618 mm	XF	115 lm	3000K	**NL7398VSK0**
8W	978 mm	XF	206 lm	3000K	**NL7419VSK0**

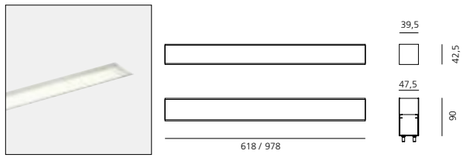

Driver	Vdc	IP	LxWxH	12W	24W	36W	48W	Code
24W DALI	24Vdc	IP67	185x35x35	4				**DV1041**
25W	24Vdc	IP67	148x40x32	1				**T409996**
60W	24Vdc	IP67	163x43x32	4	2	1	1	**T409998**
90W	24Vdc	IP67	161x61x36	6	3	2	1	**T409999**
150W	24Vdc	IP67	228x68x39	1	5	3	2	**DV5004**
288W DIMMER 24Vdc		IP20	156x52x26					**NL19096**

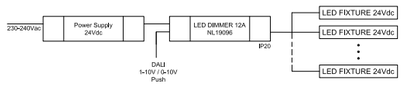

Maximum linear length of a series of products with one supply line: 6m.
For lines oif length exceeding 6m, provide multiple supply lines.

LINEALED RGB

W	Length	Code
10W	618mm	**NL76480**
16W	978mm	**NL76490**

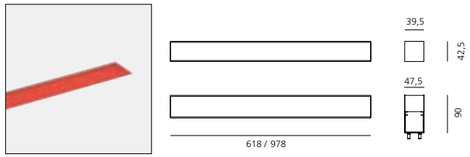

16,7 M

Driver	Vac	W	Vdc	Ch	Control	LxWxH	IP	25W	Code
Driver NLX1-100	120-250Vac	95W	24Vdc PWM	1xRGB	DMX/DALI	388x42x30	40	3 max	**NL12150**
Driver NLX1-75		144W	24Vdc PWM	1xRGB	DMX/DALI	153x50x23	40		**NL19084**
PUS 150W	90-305Vac	150W	24Vdc			228x68x39	67	5 max	**DV5004**
Driver NLX2-75	90-260Vac	75W	24Vdc PWM	2xRGB	DMX	270x200x80	40	3 max	**NL75190**
Driver NLX1-100 IP	120-250Vac	95W	24Vdc PWM	1xRGB	DMX/DALI	340x103x61	66	3 max	**DV1046**

PWM driver for fixtures with autonomous colour programmers for stand-alone or controlled working by means of DMX 512 protocol for installations of all sizes.

	Code
DSC 30 USB interfaced DMX stand alone	**NL19030**

Digital interface provided with software. If connected to the PC USB port, it transforms the programmers instructions into DMX 512 control signals.
DSC30 (512 DMX controllable channels, real-time clock, local use) allows computer-interactive programming and stand-alone mode, that is the possibility of autonomous interface repetition without PC connection.

9V/350mA ballast with mini USB connector for DSC30	**NL84100**
50cm-long Cable with HE10 connector for connection to a keyboard	**NL77270**

Accessories		Code
Housing	L=622mm	**NL76720**
Housing	L=982mm	**NL76700**
Continuity joint - 80 x 50 x 1,5mm		**NL75810**
Housing end cap (pair) - 46,5 x 62,5 x1,5mm		**NL76750**
Power supply connector & connector end cap		**NL19052**
Female power connector for discontinuous connection		**NL19023**
Male power connector for discontinuous connection		**NL19021**



Torri, Università Statale di Milano, Milan - IT - Project: Zaha Hadid

LineaLed - Wallwasher

Carlotta de Bevilacqua
↳ 2011

Walk over and drive over approved up to 5000Kg.

Light fixture with high-performance LED light sources.

LineaLed Wallwasher: walk-over and drive-over recessed floor installation. Consist of body, diffuser, recessing box, closing end caps, junctions. Body fastened to the recessing box by means of proper pre-stressed steel springs supplied with the fixture.

LineaLed Wallwasher adjustable: Wall or ceiling installation. Consist by body in extruded aluminium, protection glass, adjustable die-cast aluminium brackets.

Body in extruded EN AW6060 T5 aluminum.

Transparent non-slippery tempered glass 8mm-thick. Glass surface temperature lower than 50°.

Profile end caps in injection-mould polycarbonate with silicone gasket.

Recessing box for laying, recessing box end caps and junction in stainless steel AISI 304.

Electrical connection to the ballast by means of a two-pole cable H05RN-F; with IP68 quick-release terminal block which is supplied with the fixture and can be housed in the recessing box (LineaLed Wallwasher) or with IP68 terminal board supplied with the fixture (LineaLed Wallwasher adjustable).

24Vdc remote ballast.

Optics. PMMA lenses in 3 different versions of beams.

Painted profile and brackets with 2-stage outdoor treatment: primer, outdoor paint.

Technical features of light fixtures in compliance with EN60598-1.



For further information on LineaLed - Wallwasher
↳ visit artemide.com

Palazzo Via Manzoni, Milan - IT Project: Studio Pi vato SAS, arch. Cristina Pivato

Spot optic (12°)

Concentrated luminous flow to highlight details avoiding unwanted light dispersion.





Flood optic (28°)

Medium luminous flux to highlight details, large sections of windows.





Elliptical optic (EL)

Elliptical distribution of the luminous flow suitable for wallwasher effect.







Chiesa di Capalbio Scalo, Capalbio - IT

↳ LINEALED WALLWASHER

Silver grey

S F EL

Driver 24Vdc SELV
supplied separately.

MacAdam 2SDCM
Life L70 (6K)=50000h
CRI =80

IP65/ IP67
IK07

LINEALED WALLWASHER

W	Lenght	Weight	Beam	Flux	CCT	Code
8,5 W	300 mm	0,9 kg	S 12°	416 lm	3000K	**NL1732010K0**
			F 28°	411 lm	3000K	**NL1732025K0**
			EL	416 lm	3000K	**NL17320ELK0**
17 W	500 mm	1,5 kg	S 12°	832 lm	3000K	**NL1732110K0**
			F 28°	822 lm	3000K	**NL1732125K0**
			EL	832 lm	3000K	**NL17321ELK0**
25 W	780 mm	2,21 kg	S 12°	1248 lm	3000K	**NL1732210K0**
			F 28°	1234 lm	3000K	**NL1732225K0**
			EL	1248 lm	3000K	**NL17322ELK0**
34 W	978 mm	2,77 kg	S 12°	1665 lm	3000K	**NL1732310K0**
			F 28°	1645 lm	3000K	**NL1732325K0**
			EL	1665 lm	3000K	**NL17323ELK0**



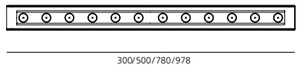

Maximum linear length of a series of products with one supply line: 2m.
For lines oif length exceeding 2m, provide multiple supply lines.
Choose cable cross-section according to the load / maximum voltage drop 2V

Accessories		Code
Housing	L=300mm	**NL76740**
	L=500mm	**NL76730**
	L=780mm	**NL76710**
	L=980mm	**NL76700**
Continuity joint - 80 x 50 x 1,5mm		**NL75810**
Housing end cap (pair) - 46,5 x 62,5 x1,5mm		**NL76750**
Power feed connector & connector end cap		**NL19052**
Female power connector for discontinuous connection		**NL19023**
Male power connector for discontinuous connection		**NL19021**

LINEALED WALLWASHER ADJUSTABLE

W	Lenght	Weight	Beam	Flux	CCT	Code
8,5 W	300 mm	0,9 kg	S 12°	416 lm	3000K	**NL1733010K0**
			F 28°	411 lm	3000K	**NL1733025K0**
			EL	416 lm	3000K	**NL17330ELK0**
17 W	500 mm	1,5 kg	S 12°	832 lm	3000K	**NL1733110K0**
			F 28°	822 lm	3000K	**NL1733125K0**
			EL	832 lm	3000K	**NL17331ELK0**
25 W	780 mm	2,21 kg	S 12°	1248 lm	3000K	**NL1733210K0**
			F 28°	1234 lm	3000K	**NL1733225K0**
			EL	1248 lm	3000K	**NL17332ELK0**
34 W	978 mm	2,77 kg	S 12°	1665 lm	3000K	**NL1733310K0**
			F 28°	1645 lm	3000K	**NL1733325K0**
			EL	1665 lm	3000K	**NL17333ELK0**



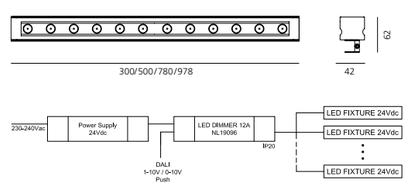

Driver	Vdc	IP	LxWxH	8,5W	17W	25W	34W	DIM	Code
24W	24Vdc	IP67	185x35x35	2	1			-	**DV1041**
25W	24Vdc	IP67	148x40x32	2	1			-	**T409996**
60W	24Vdc	IP67	163x43x32	6	3	2	1	-	**T409998**
90W	24Vdc	IP67	161x61x36	8	4	3	2	-	**T409999**
150W	24Vdc	IP67	228x68x39	12	7	5	3	DALI	**DV5004**
288W	24Vdc	IP20	156x52x26					DALI/PUSH/1-10/0-10 DIMMER	**NL19096**



Dedalo

↪ 2013

XF

Driver 24Vdc SELV
supplied separately

MacAdam 3SDCM
Life L70 (4K)=50000h
CRI =80

IP65/ IP40

DEDALO

W	Lenght	Weight	Flux	CCT	IP65 Code	IP40 Code
24 W 300 LED	5000 mm	0,4 kg	1104 lm	3200K	**NL17034VTK0**	**NL17032VTK0**
48 W 600 LED	5000 mm	0,4 kg	2202 lm	3200K	**NL17034VTK1**	**NL17032VTK1**

24 W divisible every 100 mm

48 W divisible every 50mm





Driver	Vac	L_{mm}	W_{mm}	H_{mm}	IP	24W	48W	DIM	Code
cv 60W 24Vdc	90-305	163	43	32	67	2max	1max	-	**T409998**
cv 90W 24Vdc	90-305	161	61	36	67	3max	1max	-	**T409999**
cv 150W 24Vdc	90-305	228	68	39	67	5max	2max	-	**DV5004**
Dimmer 144W 12Vdc	20	156	68	39					**NL19096**
Dimmer 288W 24Vdc	Vin 24Vdc	156	52	26	20	DALI/PUSH/ 1-10/0-10			**NL19096**
Connection Kit (1 male - 2 female)									**NL170330**

DEDALO RGB

W	Lenght	Weight	RGB	IP65 Code	IP40 Code
60 W 240 LED	5000 mm	0,48 kg	16,7m	**NL17037**	**NL17036**

60 W divisible every 62,5 mm

Driver	Vac	W	Vdc	Ch	Control	LxWxH	IP	60W	Code
Driver NLX1-100	120-250Vac	95W	12Vdc PWM	1xRGB	DMX/DALI	388x42x30	40	1 max	**NL12150**
Driver NLX1-75		72W	12Vdc PWM	1xRGB	DMX/DALI	153x50x23	40	1 max	**NL19084**
PSU 150W	90-305Vac	150W	12Vdc			228x68x39	67	1 max	**DV1043**
Driver NLX1-100 IP	120-250Vac	95W	12Vdc PWM	1xRGB	DMX/DALI	340x103x61	66	1 max	**DV1043**

	Code
DSC 30 USB interface DMX stand alone	**NL19030**
9V/350mA ballast with mini USB connector for DSC30	**NL19031**
50cm cable with HE10 connector for keyboard (optional)	**NL7833**

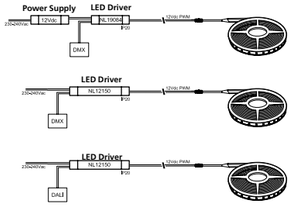

Light fixture with high-performance LED light sources.

Ceiling, wall or floor installation.

Flexible profile.

Flexible UV-resistant polyurethane resin rim.

Accurate led selection equal to 3-Step MacAdam, ensuring colour consistency.

3M adhesive film to fix the product, supplied with the fixture.

Remote driver.

Electrical connection to the driver by means of H05RN-F (IP65) or FEP-FEP cable (IP40), and appropriate terminal board, provided with the fixture.

RGB Full colour LED.

Operating temperature -20°C / +40°C.

Technical features of light fixtures in compliance with EN60598-1.

For further information on Dedalo
↪ visit artemide.com

Places and Street Lighting ↳



Solar Tree
2nd Generation ____ 896
Solar Tree 2.0 ____ 906
Indicta ____ 914
Poto ____ 916
Sostituto Spot ____ 918
Sostituto Palo ____ 920
Cefiso ____ 924
Cefiso Palo ____ 930
Cariddi ____ 934
Cariddi Palo ____ 938

Solar Tree 2nd Generation

Ross Lovegrove
↪ 2017

Solar Tree 2nd Generation develops and opens up to IoT interaction, to create new scenarios and introduce new and unexpected perspectives for future smart cities.

Solar Tree is conceived as a lighting appliance combining the LED-based lighting technique with the solar photovoltaic technology in a very peculiar and innovative design.

The project is aimed, on one hand, at minimizing the environmental impact of the product's use (deriving, in particular, from reduced consumption of energy obtained from fossil fuels), while ensuring that the appliance can provide service continuity and, therefore, the expected luminous performance, without being vulnerable to random weather agents or suffer design imbalance (number of panels, accumulator size) calculated for winter months. Such imbalance implies significant dimensions, weights, and costs and would not ensure continuous operation in off-average weather conditions.

The same logical principles implemented in the automotive sector on electric cars, with hybrid versions taking the lead over pure electric battery-based ones for a number of reasons, such as costs, performance, and state of the art of certain technologies, were used to develop the Solar Tree project by Artemide. With its mixed accumulator/solar and network configuration, it provides the best possible energy saving and functionality combination.

For further information on Solar Tree 2nd Generation
↪ visit artemide.com





- → The structure consists of curved steel poles of different diameters and heights, reaching a maximum total 6.4m height above road level.
- → The system includes 10 “grass blades” with 3mm-thick poles with a 42mm diameter, fitted with 1 1W terminal LED protected by a PMMA diffuser screen, and 10 4mm-thick poles with a 76mm diameter supporting the heads.
- → The heads are composed by an anodized aluminum structure and, in the lower part, of a UV-resistant PC cover, which ensures protection against water and dust. They are all equipped with solar panels.
- → The poles are painted with green epoxy paint for exteriors, with iridescent effects on a galvanized base substrate.
- → Four of the ten heads (all with photovoltaic cells on the top) are fitted with a COB LED unit with a warm white colour temperature, for an asymmetric direct emission.
- → The base is made of hot-zinc coated sheet steel designed for enclosure in a plinth of the appropriate size, not provided with the appliance, to be sunk into the ground. Alternatively a base is available, also made of zinc-coated steel with reinforced concrete stabilizing units forming a round seat. In this case the base can simply rest on the ground, even if ground fixing is always recommended.
- → The connection/cabling elements, as well as the control and charging boards, are contained in multiple water-tight boxes with plug-and-socket connectors with protection rating IP65 or higher, and located either in appropriate spots at the foot of the base for easy inspection and maintenance, or inside the concrete stabilizing unit, as specified in detail for the Solar Tree version constituting the object of the supply.
- → The airtight accumulators are contained in specific boxes that allow, on one hand, to protect the battery mechanically and from outer agents and, on the other to release any gas discharges, to be provided for by the law.

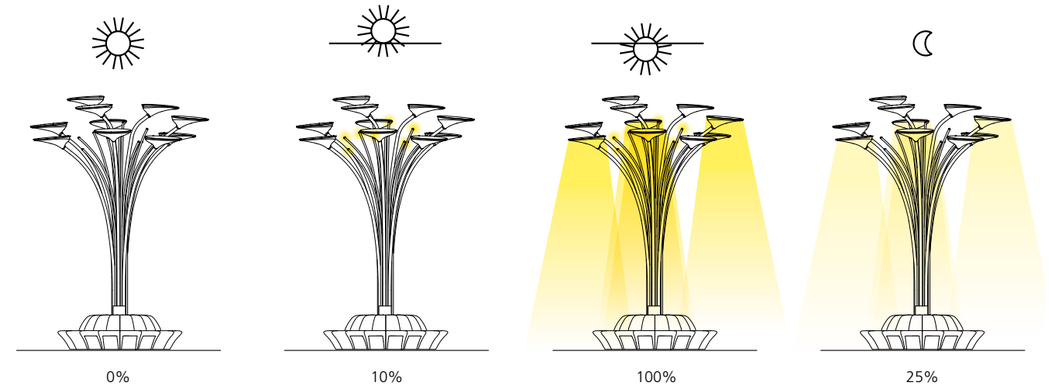

WORKING

Solar Tree was designed for operation in the HYBRID configuration: in addition to the batteries, generally of the appropriate capacity to contain energy for autonomous operation for up to 7-10 days (with an energy-saving operation cycle, better specified below) with full charge, connection with the mains is provided for energy supply to the appliances (via an appropriate DC power unit connected with the mains) when the batteries are depleted. This is to ensure full service availability even in case of persistent bad weather and/or reduced sun irradiation or 100% use of the luminous performance of the appliance, or anyway when the energy balance is negative.

At dusk (recognized by determination of the dawn and sunset time entered into the calculation routine of the management programme or otherwise), the LED sources are turned on until dawn according to the pre-set duty-cycle.

In “HYBRID” appliances, the system draws energy from the batteries until these fall to the lower charge limit, then switches automatically to the mains.

For appliances based on this configuration, if mains connections coincided with the desired switching time of the public lighting appliances to which the Solar Tree functionally refers, appropriate settings would ensure that the voltage available upon powering is interpreted as a start signal for the Solar Tree and vice versa in case of disconnection from the mains.

CONFIGURATION

The light fitting configuration includes an analysis of the potential incoming energy (geographical location of the light fitting) and a detailed analysis of the physical location of the light fitting (proximity of buildings or trees). Lastly, an analysis of the level of requested service and performance will be implemented (luminance levels, operation hours, potential discontinuity in the service, if any).

TECHNICAL DATA

Total number of heads with solar panels: 10

Solar panel voltage in open circuit: 10V max

Peak power for each panel: about 75 W

Number of heads with COB LEDs: 4

Installed power for each light head:
20 W at 1000mA.

LEDs color temperature: 3000K, 3SDCM

Maximum luminous flux for each head:
minimum 2200 lm.

Total number of “stems”: 10

LED power for each “stem”:
about 1 W with a power supply of 350mA.

2 batteries

Battery voltage: 12V

Single battery capacity: 230 Ah

2 batteries boxes

1 box for 10 light stem panels wiring connection

1 box of 10 luminous “stems” wiring connection

1 power supply and battery connection box and power supply for LED heads + luminous “stems” + wireless charging / presence sensors (optional)

WORKING PROGRAMS

Two operating modes are available to satisfy individual needs – Manual and Automatic. The Automatic mode can, in turn, be configured in three different ways, according to the desired performance and energy saving attitude. More specifically: AUTO ECO: 100% operation at times of maximum attendance of the venue, limited operation of the LED heads only in the middle of the night (to ensure average 8 lux ground illumination, the LED sources are turned on and adjusted to approximately 25% of their nominal operating power from sunset to dawn. This mode is recommended to tend to full operation coverage even during the fall/winter in view of energy balance).

AUTO 100%: an operation mode that tends to ensure maximum operating performance of the appliance adjusting to the increased input of solar energy (if any).

CUSTOMIZED: the user can select the desired operating times and profiles.

The above-described profiles can be associated with deadlines and, therefore, be selected alternatively.

MANUAL: can be enabled by the user in case of special events and/or needs. The user can access the “fine” adjustment menu for selection on a 0-100% scale of the flow emitted by the individual LED heads and by the bunch of stems. The sources then remain switched on and adjusted according to the user’s settings until switching off or returning to the automatic mode under the user’s control.

Solar Tree
2nd Generation

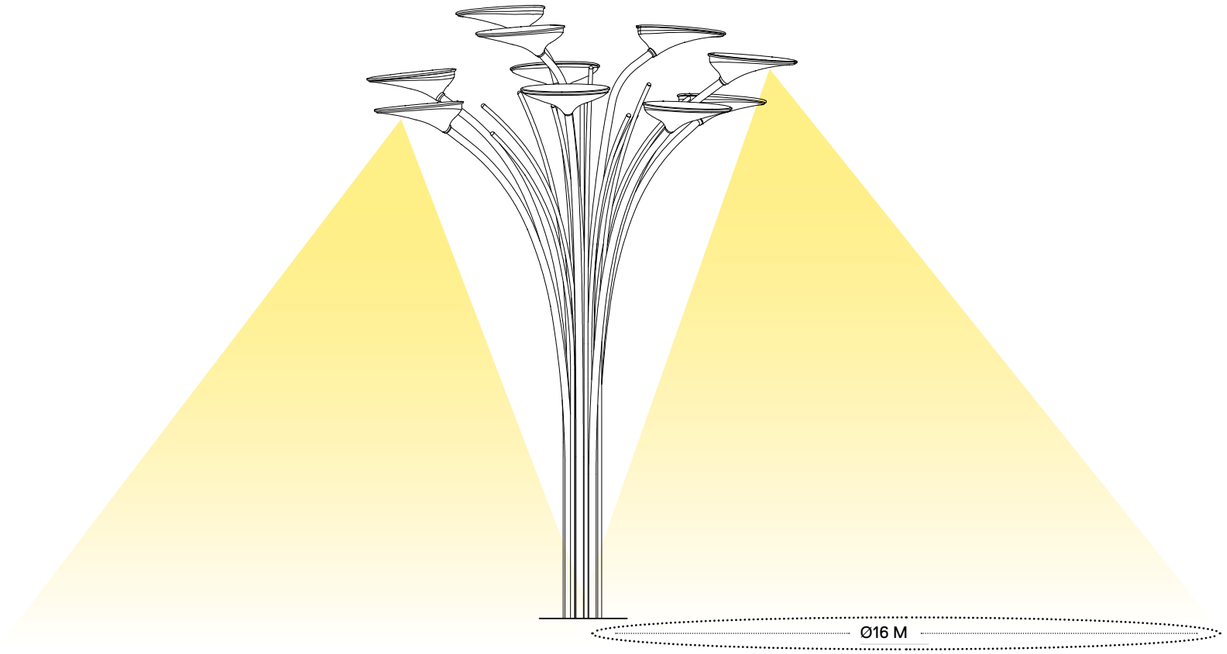

new lighting performances

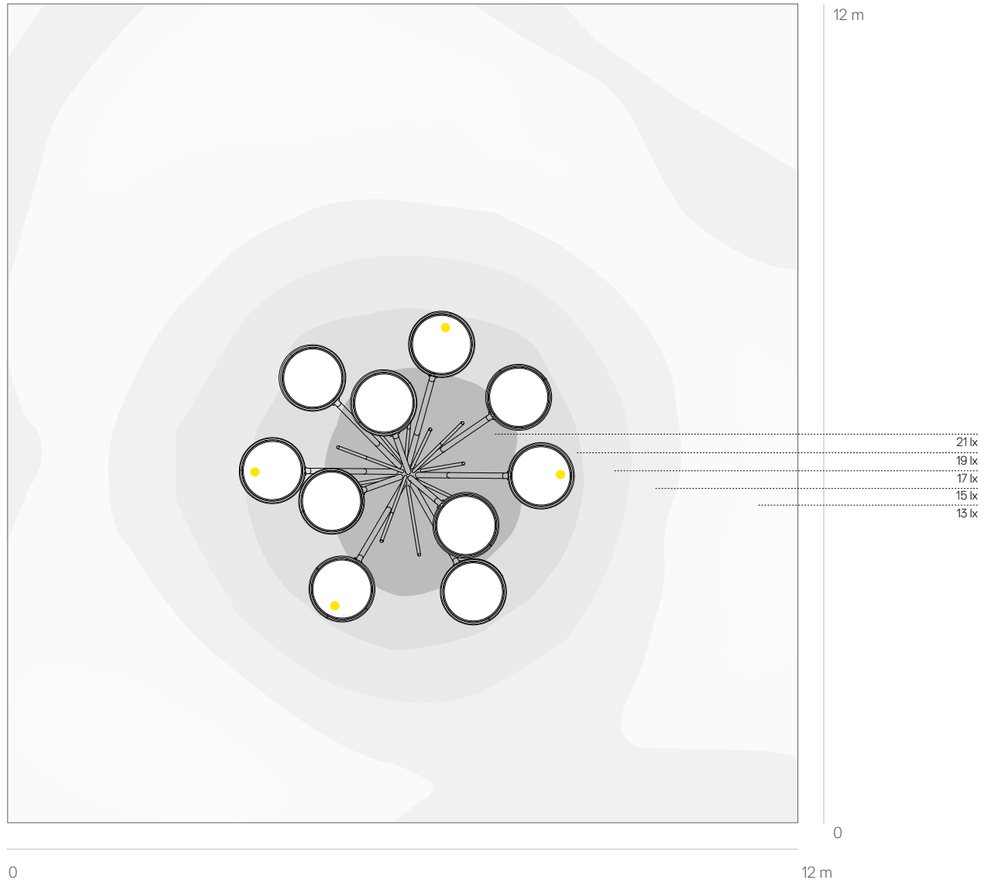

LUMINOUS PERFORMANCE: ASYMMETRIC EMISSION
APPLIANCE'S PHOTO-BIOLOGICAL RISK: CLASS EXEMPT
LIGHTING VALUE AT 32% OF THE MAXIMUM POWER: EM = 8 LUX ON AREA 12 X 12M

Solar Tree
2nd Generation

new intelligences and optionals

NEW INTELLIGENCES

ETHERNET NETWORK
USB ACCESS FOR DIAGNOSTICS /
SETTING / SERVICE ACCESS /
REMOTE ACCESS

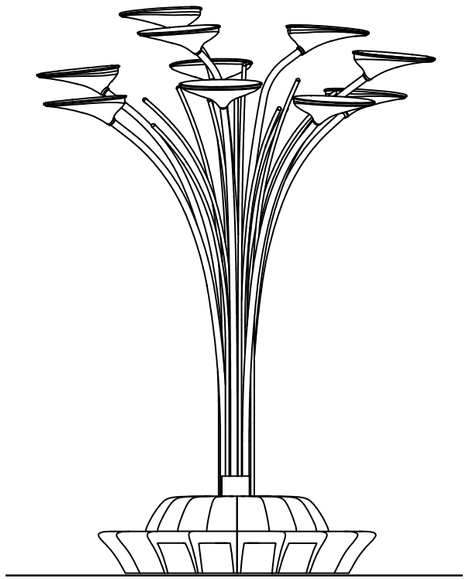

OPTIONAL - PRESENCE SENSOR

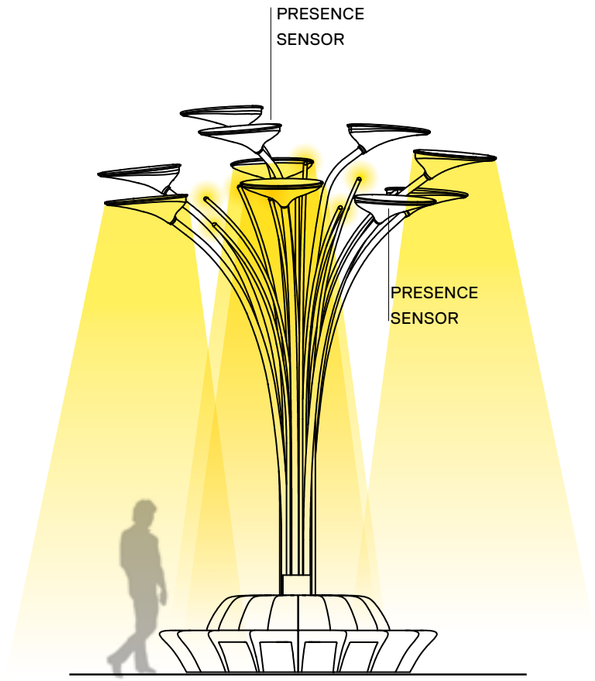



Green



01

AS



MacAdam 3SDCM
Life L70 (6K) 50000h
CRI = 80

IP65

SOLAR TREE 2ND GENERATION WITH BENCH

W	Flux	CCT	Code
4 heads LED29 W (116 W Tot.) + 10 stems LED 1,5 W (15 W Tot.)	2200 lm (8800 lm Tot.)	3000K	**AU00109**

10 heads with solar panels (4 with COB LED)
10 LED “stems”, batteries, structure with 18 benches
Weight: 10.000 kg
Wind resistance: 170 km/h

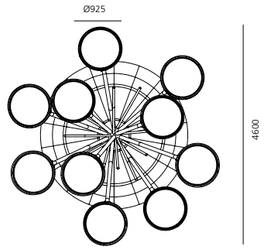

Full services

W	Flux	CCT	Code
4 heads LED29 W (116 W Tot.) + 10 stems LED 1,5 W (15 W Tot.)	2200 lm (8800 lm Tot.)	3000K	**AU00309**

10 heads with solar panels (4 with COB LED)
10 LED “stems”, batteries, structure with 18 benches
Precence sensor, ethernet network
usb access for diagnostics,
setting , service access, remote access
Weight: 10.000 kg
Wind resistance: 170 km/h

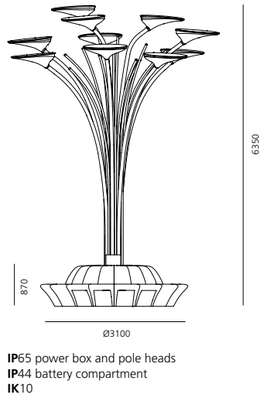

IP65 power box and pole heads
IP44 battery compartment
IK10

↳ SOLAR TREE 2ND GENERATION

Green



01

AS



MacAdam 3SDCM
Life L70 (6K) 50000h
CRI = 80

IP65

SOLAR TREE 2ND GENERATION WITHOUT BENCH

10 Heads

W	Flux	CCT	Code
4 heads LED29 W (116 W Tot.) + 10 stems LED 1,5 W (15 W Tot.)	2200 lm (8800 lm Tot.)	3000K	**AU00409**

10 heads with solar panels (4 with COB LED)
10 LED “stems”, batteries
Plinth dimensioning to be defined in the project phase
Wind resistance to be calculated in relation to the installation site

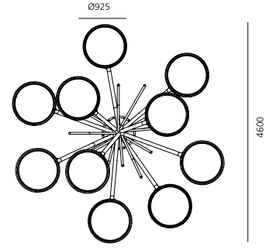

10 Heads - Full services

W	Flux	CCT	Code
4 heads LED29 W (116 W Tot.) + 10 stems LED 1,5 W (15 W Tot.)	2200 lm (8800 lm Tot.)	3000K	**AU00209**

10 heads with solar panels (4 with COB LED)
10 LED “stems”, batteries
Plinth dimensioning to be defined in the project phase
Wind resistance to be calculated in relation to the installation site
Precence sensor, ethernet network
usb access for diagnostics,
setting , service access, remote access

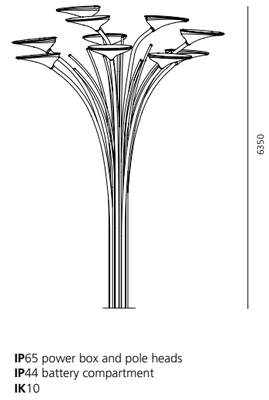

IP65 power box and pole heads
IP44 battery compartment
IK10

4 Heads

W	Flux	CCT	Code
4 heads LED29 W (116 W Tot.) + 10 stems LED 1,5 W (15 W Tot.)	2200 lm (8800 lm Tot.)	3000K	**AU00509**

4 heads with solar panels with 4 COB LED
10 LED “stems”, batteries
Plinth dimensioning to be defined in the project phase
Wind resistance to be calculated in relation to the installation site

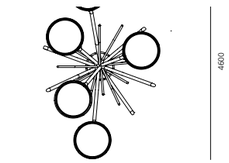

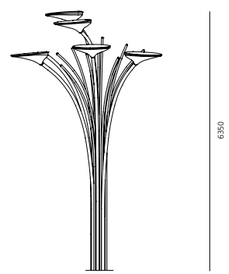

IP65 power box and pole heads
IP44 battery compartment
IK10

Solar Tree 2.0

Ross Lovegrove
↪ 2017

Solar Tree 2.0 has progressed to become a family of modular solutions. Two post heights are the structural features to use to put together various configurations to accomodate the needs of urban areas, with solutions that are not only functional but also interactive and energy-smart, to promote a new sustainable and social dimension for the city and for mankind.

For further information on Solar Tree 2.0
↪ visit artemide.com



Solar Tree 2.0

SOLAR TREE 2.0 - 380

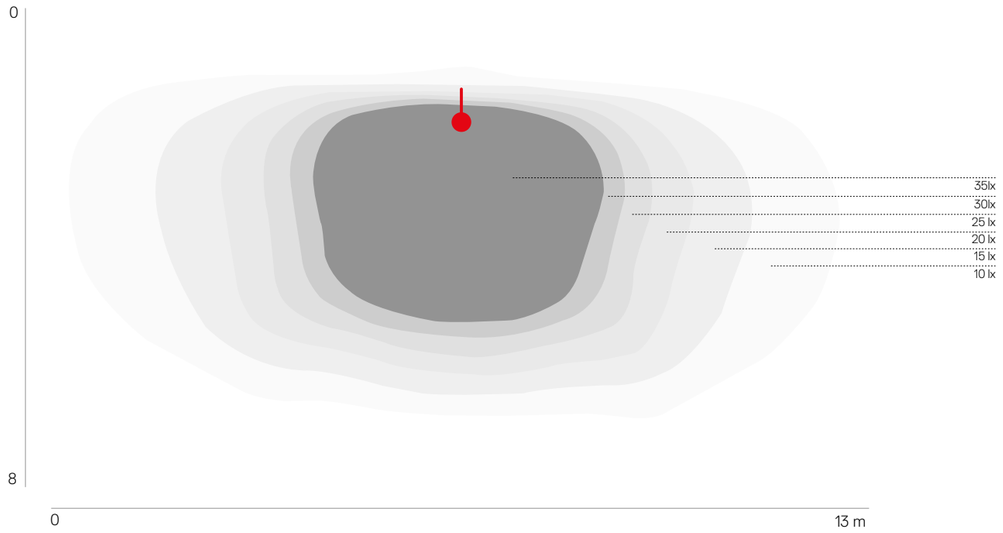

SOLAR TREE 2.0 - 500

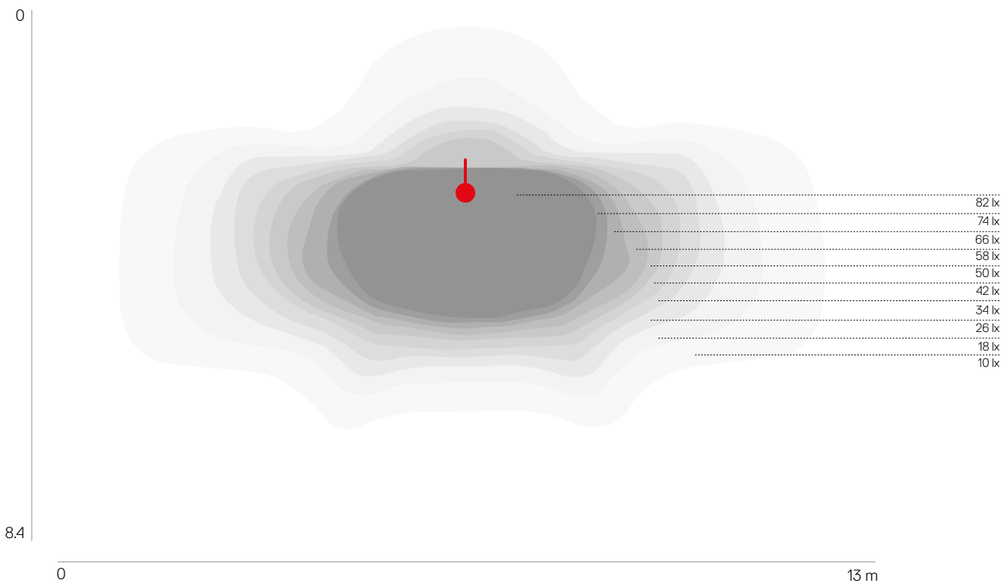



Solar Tree 2.0

a new family of poles

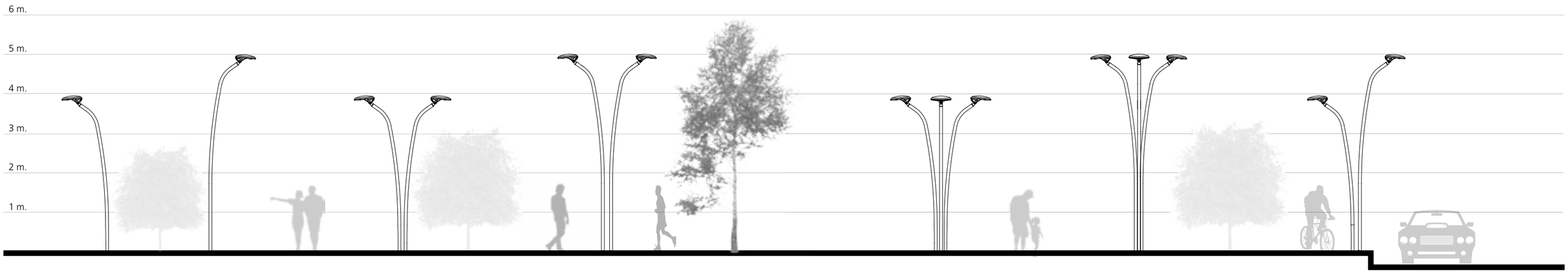



SOLAR TREE 2.0 - 380

IDEAL FOR LIGHTING CYCLE PATHS,
PEDESTRIANS AND HISTORIC CENTERS.

DISTANCE BETWEEN POLES 14M

SOLAR TREE 2.0 - 500

IDEAL FOR ROADS AND VEHICULAR PATH IN
URBAN CENTERS.

DISTANCE BETWEEN POLES 18M



SOLAR TREE 2.0

Black

01

AS

MacAdam 3SDCM
Life L70 (6K) 50000h
CRI = 90

IP65

SOLAR TREE 2.0 - 380

W	Weight	Beam	Flux	CCT	Code
35 W	37 kg	AS	2300 lm	4000K	**AU00304**

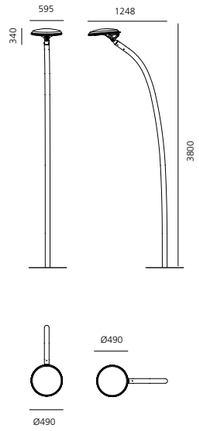

SOLAR TREE 2.0 - 500

W	Weight	Beam	Flux	CCT	Code
35 W	46 kg	AS	3200 lm	4000K	**AU00404**

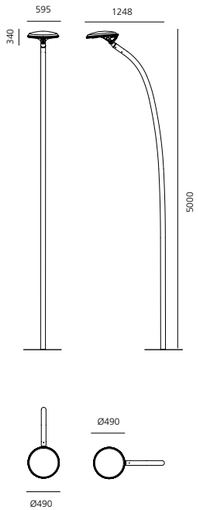

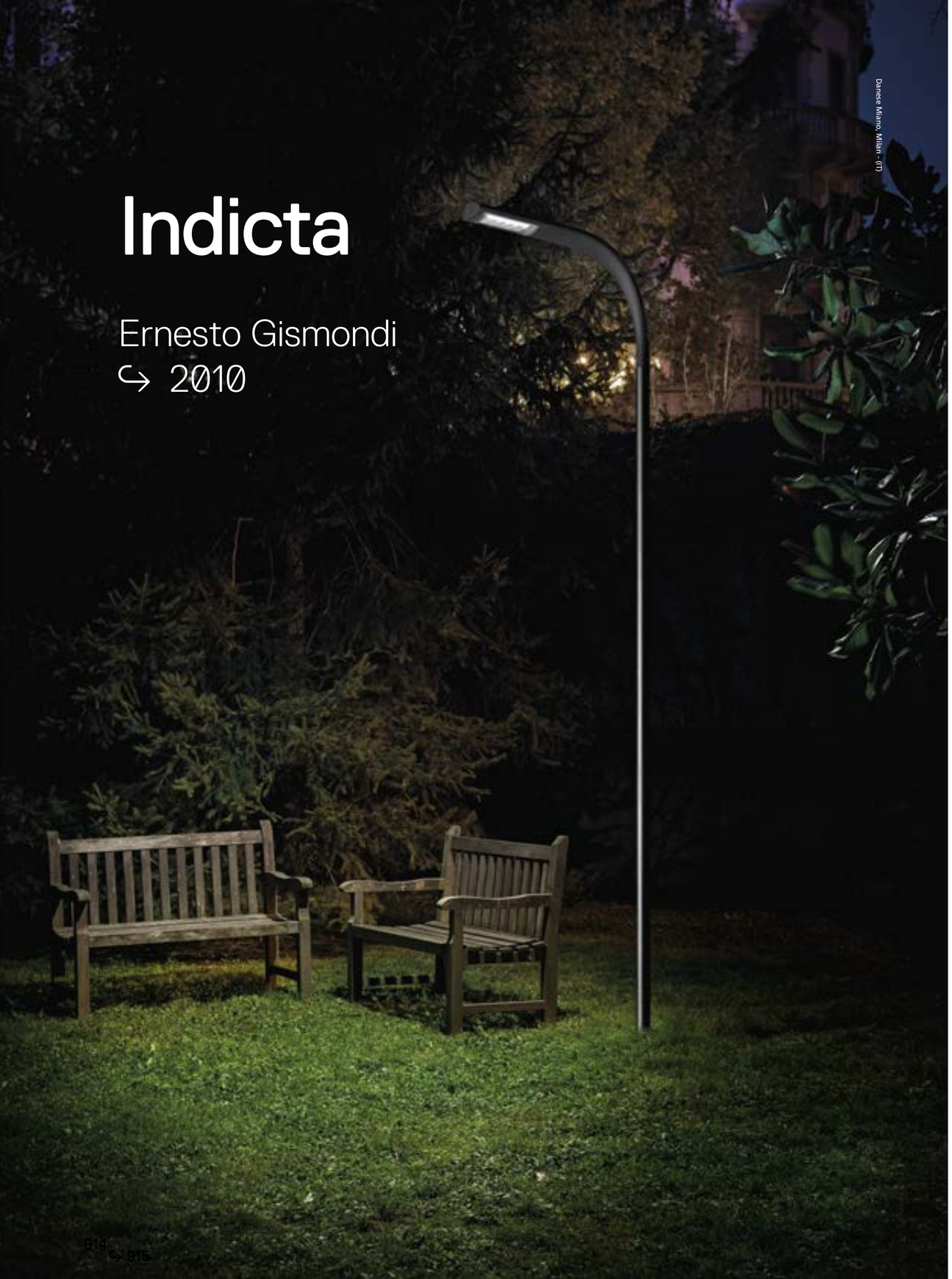

Indicta

Ernesto Gismondi
↪ 2010

↪ INDICTA

Antrhracite Grey

AS

MacAdam 4SDCM
Life L70 (6K)>35600h
CRI =80

IP65

W	Weight	Beam	Flux	CCT	Code
24 W	4,8 kg	AS	1433 lm	3000K	**T084810**
			1341 lm	4000K	**T084800**

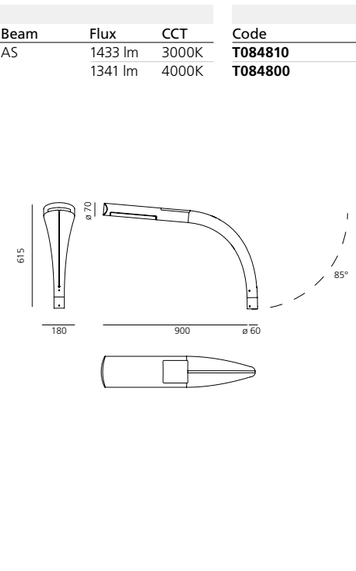

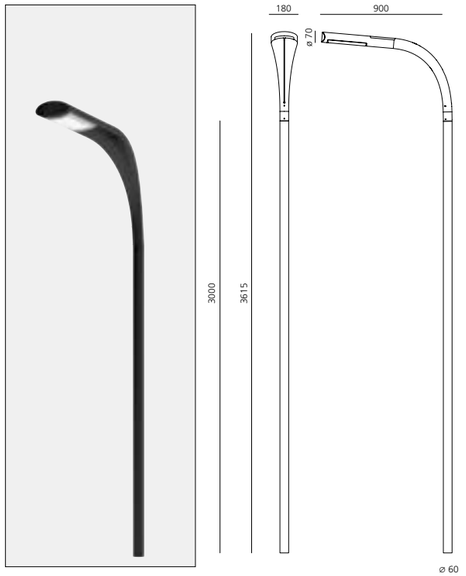

LED 23 W			Lighting application		
h	L	a	Em	Emax	Emin
3.5 m	4.0 m	13 m	12 lux	33 lux	2.8 lux

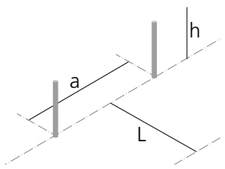



Light fixture with direct emission, with high-performance LED light sources.

ø60mm pole installation with ø35x110mm shank (not supplied).

Anthracite grey finish.

Consists of optical housing and support for pole installation.

Optical housing in extruded EN-AW-6060 aluminium, chromate treated and painted with 3-stage outdoor treatment: nanotechnologies, antioxidant primer, polyester paint.

UV resistant diffuser in shock resistant polycarbonate.

High-efficiency asymmetrical optics in metalised polycarbonate.

Optical housing support in high-resistance mass-coloured reinforced polymers.

AISI 316 stainless steel screws and silicone seal gaskets.

Provided with IP67 cable and connector for the mains connection.

Technical features of light fixtures in compliance with EN60598-1.

ENEC approved.

For further information on Indicta
↪ visit artemide.com

Poto

Ernesto Gismondi
↳ 2014

↳ POTO

White	Antrhracite Grey	AS	220/240Vac 50/60Hz electronic ballast included	MacAdam 2SDCM Life L70 (6K)>36300h CRI =80	**IP**65 **IK**10
00	**20**				

W	Weight	Beam	Flux	CCT
45 W	12,7 kg	AS	2586 lm	3000K

Code
T0826. 00/20



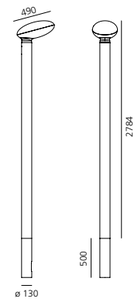

Pole appliance for direct lighting.

Consists of a pole head attached to the pole with grub screws.

The provided EN AW6060 aluminium pole should be bathed in concrete for 0.5m and rise 2.5m up from the ground.

The lighting body is fitted with an IP67 connector supporting cables with 5 to 13.5 mm diameters, to be fitted inside the pole.

The head has a transparent diffuser and a matt white top cap both in impact resistant PMMA. The body fitted inside the pole is made of EN AW6060 aluminium. Silicon seals.

Electronic power pack fitted inside the body suited for 4kV surges.

Internal reflector of metallised zamac fitted by sanded glass filter.

All the screws used for the outside of the product are made of AISI 316 INOX steel.

All the aluminium parts are finished with a 3-stage outdoor treatment: nanotechnologies, anti-oxidant primer, polyester paint.

For further information on Poto
↳ visit artemide.com

Sostituto Spot

Ernesto Gismondi
↳ 2013





↳ SOSTITUTO SPOT

Antrhracite Grey

S F AS

220/240Vac 50/60Hz
electronic ballast
included

MacAdam 4SDCM
Life L70 (6K) = 51400h
CRI =80

IP65
IK10
80°

W	Weight	Beam	Flux	CCT	Code
106 W	8,3 kg	S 9°	9183 lm	3000K	**T418410W00**
		F 24°	9276 lm	3000K	**T418423W00**
		AS	8795 lm	3000K	**T4184ELW00**



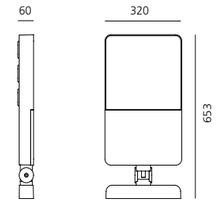

Light fixture with direct emission, with monochromatic LED light sources.

Floor, wall, eaves installation.

Consists of lighting unit composed by 3 interchangeable optical units, wiring terminal board and fixing plate. Positioning is maintained by means of locking dowels. Tilting with 5° adjustments. Positioning is ensured by means of fastening screws.

EN AB47100 aluminium body and terminal board, silicone gaskets.

Electronic ballast integrated in the body.

Polycarbonate diffuser silicone-sealed to the lens supporting unit.

IP68 connector for the electrical connection to the mains, which can be located in the base compartment and is suitable for 5-13.5 mm diameter cables.

LED circuits with PMMA lenses in 3 beam versions: 9°, 24° and elliptical 12x40°.

All the screws used outside the product are in AISI 316 stainless steel.

All the components in die-cast aluminium are painted with 3-stage outdoor treatment: nanotechnologies, anti-oxidizing primer, polyester paint.

Technical features of the lighting fixtures in compliance with EN60598-1 and section 2-5.

Protection level from 4KV impulse overvoltage.

For further information on Sostituto Spot
↳ visit artemide.com







Spot optic

Concentrated luminous flow to highlight details avoiding unwanted light dispersion.



Flood optic

Wide luminous flow suitable for lighting large areas.



Sostituto Palo

Ernesto Gismondi
↳ 2013

Light fixture with direct emission, with monochromatic LED light sources.

Pole installation (pole not supplied).

The appliance is made up of a lighting body and a pole joint, adjustable with 5° angles up to 90° for use with horizontal terminal poles. Positioning is ensured by means of fastening screws.

Die-cast EN-AB 47100 aluminium lighting unit with 3-stage outdoor treatment: nanotechnologies, antioxidant primer, polyester paint.

Asymmetrical high-efficiency PMMA optical units.High-transparency shock-resistant polycarbonate screens. Consists of 3 interchangeable optical units.

Electronic ballast integrated in the body.

IP68 connector for connection with the mains inside the pole joint, accommodates cables with a 7-12 mm diameter.

AISI 316 fixing screws and silicone gaskets.

Suitable for ME3a and ME4a road lighting.

Technical features in compliance with EN60598-1-2-3.

Protection level from 4KV impulse overvoltage.

ENEC approved.

For further information on Sostituto Palo
↳ visit artemide.com

↳ SOSTITUTO PALO

Antrhracite Grey **20**	AS	220/240Vac 50/60Hz electronic ballast included	MacAdam 4SDCM Life L70 (9K)>51400 h CRI =80	**IP**65 **IK**10 80°

STANDARD

W	Weight	Beam	Flux	CCT	Code
106 W	8,5 kg	AS	7609 lm	4000K	**T4183ELN00**



HIGH FLUX

W	Weight	Beam	Flux	CCT	Code
106 W	8,5 kg	AS	11261 lm	4000K	**T4183ELH00**

CRI=70

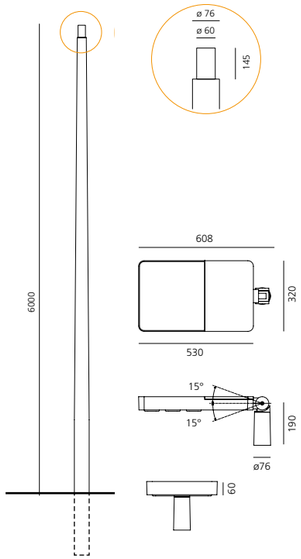

LED 105 W			Lighting application		
h	L	a	Em	Emax	Emin
6.0 m	6.0 m	24 m	23 lux	55 lux	13 lux

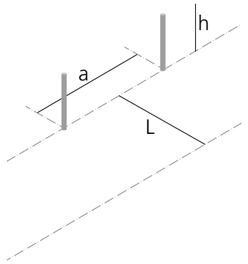




LAND ROVER
JAGUAR
GUY SALMON

Cefiso

Alessandro Pedretti
(Studio Rota & Partners)
↪ 2011

Light fixture with adjustable direct emission, with high-performance LED light sources.

Floor, wall and eaves installation.

2 sizes: Cefiso 14, Cefiso 20.

Available in two finishes: grey-white painted (RAL 9002) and anthracite grey painted.

Consists of adjustable lighting unit and terminal board. A graduated metal ring allows an accurate adjustment. Positioning is maintained by means of locking dowels.

Body and terminal board in EN AB44100 aluminium, silicone gaskets.

Electronic ballast integrated in the body.

Silkscreened tempered glass siliconed flush with the body to avoid backwater.

Wiring to be carried out inside the terminal board by piercing an IP65 grommet suitable for cables with a diameter of 8-13 mm.

PMMA lenses in 3 different versions of beams.

Screws in AISI 316 stainless steel.

Painted die-cast aluminium with 3-stage outdoor treatment: nanotechnologies, antioxidant primer, polyester paint.

Technical features of light fixtures in compliance with EN60598-1 and part 2-5.

For further information on Cefiso
↪ visit artemide.com



↳ CEFISO

Grey-white Ral 9002 — **00**

Antrhracite Grey — **10**

XS WF WW

220/240Vac 50/60Hz
electronic ballast
included

MacAdam 4SDCM
Life L70 (6K)>39300h
CRI =80

IP65
IK10
90° 180°

CEFISO 14

W	Weight	Beam	Flux	CCT	Code
23 W	2,1 kg	XF 5,4°	1231 lm	3000K	**T418010W.** 00/10
		WF 40°	1187 lm	3000K	**T418039W.** 00/10
		WW	1198 lm	3000K	**T4180ELW.** 00/10



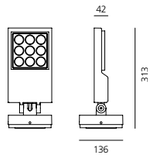

CEFISO 20

W	Weight	Beam	Flux	CCT	Code
38 W	4,4 kg	XF 5,4°	2188 lm	3000K	**T418110W.** 00/10
		WF 40°	2110 lm	3000K	**T418139W.** 00/10
		WW	2136 lm	3000K	**T4181ELW.** 00/10



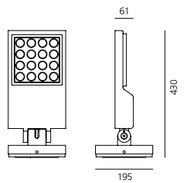





Extra Spot optic

Concentrated luminous flow to highlight details avoiding unwanted light dispersion.





Wide Flood optic

Wide luminous flow suitable for lighting large areas.





Elliptical optic (WW)

Elliptical distribution of the luminous flow suitable for wall washer effect.

Centro Servizi dello Studentato Universitario, Trento - IT
Project: Studio Palermi and Tabares de Nava s.L. Arquitectos + CLA SdS Engeneering, ing Luca Masini

Centro Servizi dello Studentato Universitario, Trento - IT
Project: Studio Palerm and Tabares de Nava s.L. Arquitectos + CLA SdS Engeneering, ing Luca Masini

Cefiso Palo

Alessandro Pedretti
(Studio Rota & Partners)
↪ 2011



Light fixture with adjustable direct emission, with high-performance LED light sources.

Pole installation.

Available in two finishes: light grey painted and anthracite grey painted.

Consists of lighting unit and pole support. Fixing is maintained by means of locking dowels.

The pole, not supplied, must have a ø 60 mm and h90 mm shank to correctly fix the head- pole. The pole height must be 4 m from the ground to provide a correct surface lighting. In this way, the poles can be installed at a distance of 15 m, suitable to light a 4 m carriageway in compliance with S3 class for cycle tracks.

Body in EN AB44100 aluminium, pole support in galvanized iron, silicone gaskets.

Electronic ballast integrated in the body.

The light fixture is protected from impulse overvoltage up to 4KV both in differential and common mode.

Silicone-sealed silk-screened tempered glass.

IP67 connector for electric connection to the mains, it can be housed in the pole compartment and is suitable for cables with a diameter of 5-13.5 mm.

LED circuits with PMMA lenses with road emission beam.

Screws in AISI 316 stainless steel.

All parts in die-cast aluminium and galvanised iron are painted with 3-stage outdoor treatment: nanotechnologies, antioxidant primer, polyester paint.

Technical features of light fixtures in compliance with EN60598-1.

For further information on Cefiso Palo
↪ visit artemide.com

Grey-white Ral 9002	Antrhracite Grey	WW	220/240Vac 50/60Hz electronic ballast included	MacAdam 4SDCM Life L70 (6K)>39300h CRI =80	**IP**65 **IK**10
00	**10**				

W	Weight	Beam	Flux	CCT
41 W	2,1 kg	AS	1848 lm	3000K

Code
T418200W.00/10



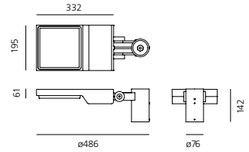

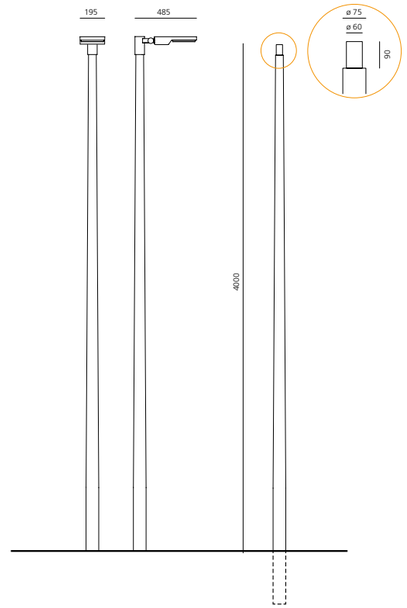

LED 40W			Lighting application		
h	L	a	Em	Emax	Emin
4.0 m	4.0 m	15 m	13 lux	27 lux	2.3 lux

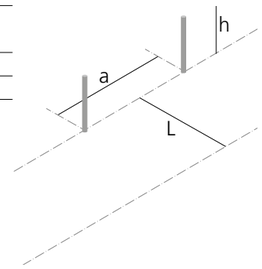



Suitable for street lighting in the class S3 (bike paths).

Cariddi

Ernesto Gismondi
↪ 2013



CARIDDI 30 / CARIDDI 40
OPTICS 12°



CARIDDI 30
OPTICS 16° - 35°

CARIDDI 40
OPTICS 17° - 36°

↪ CARIDDI

Antrhracite Grey

S F WF

220/240Vac 50/60Hz
electronic ballast
included

MacAdam 2SDCM
Life L70 (10K)>36300h
CRI =80

IP65
IK07
130° 180°

CARIDDI 30

W	Weight	Beam	Flux	CCT	Code
28 W	3,9 kg	S 12°	229 lm	3000K	**T418610W00**
		F 16°	1638 lm	3000K	**T418620W00**
		WF 35°	1468 lm	3000K	**T418640W00**



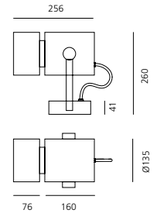

CARIDDI 40

W	Weight	Beam	Flux	CCT	Code
41 W	3,9 kg	S 12°	356 lm	3000K	**T418710W00**
		F 17°	2322 lm	3000K	**T418720W00**
		WF 36°	2405 lm	3000K	**T418740W00**



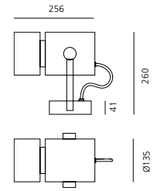

Floor, wall, ceiling, eaves installation.

Consists of an adjustable lighting unit and terminal board. Positioning is maintained by means of locking dowels.

The base and the lighting unit are connected by a H05RN-F 3x1 cable.

EN AB47100 aluminium head and terminal board, EN AW6060 aluminium body, silicone gaskets.

Electronic ballast integrated in the body.

Silicone-sealed silk-screened tempered glass.

Wiring to be performed inside the terminal board by piercing an IP65 grommet suitable for 8-12 mm diameter cables.

LED COB with PMMA lens and anodized aluminium reflector in 3 different beam versions.

The optical unit in the narrow-beam version is made up of a N-SF15 optical glass condensation lens and an external PMMA projection lens glued flush with the closing bezel of the lighting body.

Available in 2 different powers.

All the screws used outside the product are in AISI 316 stainless steel.

All the components in die-cast aluminium are painted with 3-stage outdoor treatment: nanotechnologies, anti-oxidizing primer, polyester paint.

Technical features of the light fixtures in compliance with EN60598-1 and section 2-5.

For further information on Cariddi
↪ visit artemide.com



Eataly Monaco - Archi. Carlo Piglione

Cariddi palo

Ernesto Gismondi
↪ 2014



↪ CARIDDI PALO

Antrhracite Grey

AS

MacAdam 3SDCM
Life L70 (6K) >36300h
CRI =80

IP65
IK07
90°

W	Weight	Beam	Flux	CCT
24 W	3,9 kg	AS	1760 lm	3000K

Code
T419800W00



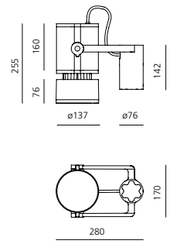

An adjustable direct lighting appliance that consists of a pole joint and an adjustable lighting body. Fixed into position with 6 grub screws.

The pole, not included, should have a 60mm spigot to allow appropriate fixing of the pole head. The pole should be 4m high to ensure appropriate surface illumination. Under these conditions, poles can be installed 15m apart to illuminate a 4m lane, in order to ensure compliance with class S3 for cycling lanes.

Cabling should be accommodated within the pole head, accessible through a lid, using an IP67 sealed connector fit for cables with 5 to 13.5mm diameters.

The lighting body is powered through a H05RN-F 2x1 cable.

Aluminium EN AB47100 head, pole joint, and sealing caps; aluminium EN AW6060 body and glass-holding ring, silicon gaskets. Electronic power unit inside the body.

Suited for public use, protected for 4kV surges, both in the common and in the differential mode.

Moulded silicon road lighting appliance. The tempered glass diffuser glued flush to the lighting body ensures the absence of lighting pollution.

INOX AISI 316 steel screws.

Die-cast aluminium elements painted with 3-stage outdoor treatment: nanotechnologies, anti-oxidizing primer, polyester paint.

The technical features of the appliances comply with the EN60598-2-3 norm.

For further information on Cariddi Palo
↪ visit artemide.com



↳ Technical

↬ HOW TO READ THE CATALOGUE

The carefulness of Artemide for new technologies and for the improvement of its products implies a continuous updating of technical information.
For in-depth and detailed products specifications, Artemide recommends to refer to the website and Artemide Cloud platform, tools that are constantly updated.

www.artemide.com
cloud.artemide.com

PRODUCT GENERAL INFORMATION

↬ A.24 SOSPENSIONE - EMISSIONE SHARPING

White **01** Black **04**
Fast delivery

Silver **15** Copper **18** Bronze **20**
Delivery time on demand

*Uses 1 DALI address
** Uses 2 DALI addresses
*** Uses 3 DALI addresses

MacAdam 2SDCM
Life L90 (20K) 118000h
CRI = 90

Modulo lineare - emissione diretta

Length	W	Beam	Flux	CCT	Code
1176 mm*	22W	F 24°	1528 lm	2700K	**AQ424.** 01/04 15/18/20
			1628 lm	3000K	**AQ420.** 01/04 15/18/20
			1742 lm	4000K	**AQ421.** 01/04 15/18/20
		XF 62°	1624 lm	2700K	**AQ444.** 01/04 15/18/20
			1731 lm	3000K	**AQ440.** 01/04 15/18/20
			1852 lm	4000K	**AQ441.** 01/04 15/18/20
2352 mm**	46W	F 24°	3056 lm	2700K	**AQ425.** 01/04 15/18/20
			3256 lm	3000K	**AQ422.** 01/04 15/18/20
			3485 lm	4000K	**AQ423.** 01/04 15/18/20
		XF 62°	3249 lm	2700K	**AQ445.** 01/04 15/18/20
			3461 lm	3000K	**AQ442.** 01/04 15/18/20
			3704 lm	4000K	**AQ443.** 01/04 15/18/20



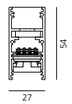

POWER OF DEVICE
POWER OF DEVICE
LUMINOUS BEAM OPENING
DEVICE LUMINOUS FLUX
LIGHT COLOR TEMPERATURE
PRODUCT CODE
DEVICE COLOR
VAT EXCLUDED PRICES

↬ KEY

CLASSIFICATIONS

Class I
Device in which electrical safety is provided by an additional protective conductor (earth) connected to the metal frame of the lamp.

Class II
Device in which protection against electric shocks is not provided solely by the basic insulation, but which has additional safety measures such as double or reinforced insulation.
These measures do not involve earthing devices and do not depend on the installation conditions.

Class III
Device in which protection against electric shocks is based on a safety extra-low voltage power source and in which no voltages greater than this can be generated.
A class III device does not need earth protection.

APPROVALS

ENEC certification of European conformity.

DALI

Each DALI device occupies one address, unless otherwise specified.

DRIVER

One driver powers one device, unless otherwise specified.

ARTEMIDE APP

When a product managed by Artemide App is installed, the application takes priority on the DALI dimming.

RATES

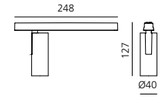

The diagrams shown in this catalogue are expressed in millimetres.

IP DEGREE OF PROTECTION

Electrical fittings are designed to prevent the intrusion and contact of solids and liquids with live parts.
Resistance to the penetration of solids and liquids is expressed by the acronym IP, followed by two digits that show the degree of protection: the first digit refers to solid bodies, the second to liquids.

First digit
0 No protection.
1 Protected against the penetration of solid bodies larger than 50 mm.
2 Protected against the penetration of solid bodies larger than 12 mm.
3 Protected against the penetration of solid bodies larger than 2.5 mm.
4 Protected against the penetration of solid bodies larger than 1 mm.
5 Protected against dust.
6 Totally dust-tight.

Second digit
0 No protection.
1 Protected against dripping water.
2 Protected against dripping water up to 15° from the vertical.
3 Protected against rain.
4 Protected against splashing water.
5 Protected against water jets.
6 Protected against waves.
7 Water-tight on immersion.
8 Water-tight on submersion.

Artemide always develops its products with special attention to the flexibility of using all possible innovations in the field of LEDs. Many are, in fact, a variety of components available on the market, each with its own special features and suitable for different purposes.

Artemide designs and manufactures all the LED circuits required to turn on the product and operate it correctly over time, in order to prevent any problems and quickly repair any possible defects.

Among the most important types of LED used are:
- 5mm LED, which offers the highest average life span with intermediate light levels;
- SMD-LED, which enables the size to be minimised while maintaining good values of luminous flux;
- Power LED, characterised by a wide choice of power and luminous flux and high life expectancy;
- multi-chip LED, characterised by high power, up to over 20W per module, with high luminous flux.

Artemide offers the possibility of using dimmable systems (1-10V, PUSH button, DALI) or home automation control and lighting management systems by means of specific drivers or ad-hoc solutions. The dimming of the LED allows you to create user-controlled lighting scenarios and adjust the brightness for better viewing comfort.

Artemide is able to c customise and tailor their products to meet the various design requirements, thanks to the electronic control and the flexibility in the choice of LED. To request any type of specific or special project, you can contact our technical department.

Artemide manufactures its circuits with power signals in constant current or constant voltage, equivalent to a connection in series or in parallel to the products, respectively. For the correct selection of the transformer or power supply required to operate the lighting, we recommend you follow these guidelines:

Power calculation for electronic driver with constant current:
To properly select the driver necessary for electrical installation, it is sufficient to sum up the power values of each fixture, expressed in W (Watt), as indicated in the catalogue, and to select a ballast with a rated power 20% higher than the resulting total power value.
7 x Linea LED 8W - 24Vdc
7 x 8W = 56W + 20% = 67,2W -> Power supply T409999

Power calculation for electronic driver with constant current
To properly select the driver with constant current (350/500/700mA), choose the driver following the indication “N° LED max” in the relevant driver table.
3 x Zeno Up 3 - 500mA
3 x 3 = 9 LED x 2W -> Power supply NL19034

Constant current driver for series connection (indoor use)

Code	Description	V (Vac)	I (mA)	P (W)	N°Led max*	L (mm)	W (mm)	H (mm)	
NL19041	Driver 8W 500mA SLIM	220-240	500	8	4	22	110	19	indip. use
NL19036	Driver 20W 700mA	220-240	700	20	2-7	125	38	23	indip. use

Constant current driver for series connection (outdoor use)

Code	Description	V (Vac)	I (mA)	P (W)	N°Led max*	L (mm)	W (mm)	H (mm)	IP Rate
DV3001	Driver 14W 350mA	220-240	350	14 W	1-10	79	38	25	IP 67
DV3002	Driver 14W 500mA	220-240	500	14 W	1-7	79	38	25	IP 67
DV3003	Driver 14W 700mA	220-240	700	14 W	1-5	79	38	25	IP 67
DV3004	Driver 30W 700mA	220-240	700	30 W	7-10	120	38	25	IP 67
DV1042	Driver 23-55W 350-1000mA	220-240	350/500/700	23/27/38W	3-12	185	35	33	IP 67

Constant-power ballasts with plastic wrapper for parallel connection

Code	Description	V_{in}(Vac)	V_{out}(Vac)	P (VA)	L (mm)	W (mm)	H (mm)	IP Rate
T409996	Driver 25W 24Vdc	100-277	24	25	150	40	32	IP 67
T409998	Driver 60W 24Vdc	100-277	24	60	165	43	32	IP 67
T409999	Driver 90W 24Vdc	100-277	24	90	165	61	36	IP 67
DV5004	Driver 150W 24Vdc	100-277	24	150	228	68	39	IP 67
DV1041	Driver 24W 24Vdc	220-240	24	24	185	35	33	IP 67
DV1043	Driver 150W 12Vdc	100-277	12	150	228	68	39	IP 67

SPECIFICATIONS FOR NAIADE 55 AND NAIADE 90 POWER SUPPLY

Number of fixtures which can be installed according to: Power, Cable section, Line lengt

Ego 55

Code	Power	Line length	Cable 1,5 mm²	Cable 2,5 mm²	Cable 4 mm²
T409996	25W 24Vdc	10 m	13	13	13
	25W 24Vdc	50 m	13	13	13
	25W 24Vdc	100 m	13	13	13
	25W 24Vdc	150 m	12	12	13
	25W 24Vdc	200 m	11	12	13
T409998	60W 24Vdc	10 m	33	33	33
	60W 24Vdc	50 m	31	32	33
	60W 24Vdc	100 m	27	30	31
	60W 24Vdc	150 m	23	27	30
	60W 24Vdc	200 m	19	25	29
T409999	90W 24Vdc	10 m	49	50	50
	90W 24Vdc	50 m	43	46	48
	90W 24Vdc	100 m	35	42	46
	90W 24Vdc	150 m	26	37	42
	90W 24Vdc	200 m	19	31	39

Ego 90

Code	Power	Line length	Cable 1,5 mm²	Cable 2,5 mm²	Cable 4 mm²
T409996	25W 24Vdc	10 m	5	5	5
	25W 24Vdc	50 m	5	5	5
	25W 24Vdc	100 m	4	5	5
	25W 24Vdc	150 m	4	4	5
	25W 24Vdc	200 m	4	4	4
T409998	60W 24Vdc	10 m	12	12	12
	60W 24Vdc	50 m	12	12	12
	60W 24Vdc	100 m	10	11	12
	60W 24Vdc	150 m	8	10	11
	60W 24Vdc	200 m	7	9	11
T409999	90W 24Vdc	10 m	18	18	18
	90W 24Vdc	50 m	16	17	18
	90W 24Vdc	100 m	13	16	17
	90W 24Vdc	150 m	9	14	16
	90W 24Vdc	200 m	7	12	15

SPECIFICATIONS FOR REEDS IP68 AND REEDS IP68 TRIPLE POWER SUPPLY

Number of fixtures which can be installed according to: Power, Cable section, Line lengt

Reeds IP68

Code	Power	Line length	Cable 1,5 mm²	Cable 2,5 mm²	Cable 4 mm²
T409996	25W 24Vdc	10 m	2	2	2
	25W 24Vdc	50 m	2	2	2
	25W 24Vdc	100 m	2	2	2
	25W 24Vdc	150 m	2	2	2
	25W 24Vdc	200 m	1	2	2
T409998	60W 24Vdc	10 m	5	5	6
	60W 24Vdc	50 m	5	5	5
	60W 24Vdc	100 m	4	4	5
	60W 24Vdc	150 m	3	4	4
	60W 24Vdc	200 m	2	3	4
T409999	90W 24Vdc	10 m	8	8	8
	90W 24Vdc	50 m	7	7	8
	90W 24Vdc	100 m	5	6	7
	90W 24Vdc	150 m	3	5	6
	90W 24Vdc	200 m	2	4	5

Reeds IP68 triple

Code	Power	Line length	Cable 1,5 mm²	Cable 2,5 mm²	Cable 4 mm²
T409998	60W 24Vdc	10 m	1	1	2
	60W 24Vdc	50 m	1	1	1
	60W 24Vdc	100 m	1	1	1
	60W 24Vdc	150 m	1	1	1
	60W 24Vdc	200 m	-	1	1
T409999	90W 24Vdc	10 m	2	2	2
	90W 24Vdc	50 m	2	2	2
	90W 24Vdc	100 m	1	2	2
	90W 24Vdc	150 m	1	1	2
	90W 24Vdc	200 m	-	1	2

Max surge supported by the ballasts: 2kV.
Working temperature of the ballasts: -35°C + 50°C.
The ballasts must not be directly exposed to UV-rays.
When calculating sections/lengths, all the fixtures should supplied with power at the line end.
The IP67 connector supplied with the fixtures is suitable for sections from 1.5 to 4 mm2.
Insulation class II. Earthing is not required.



DIMMABLE CONSTANT CURRENT REGULATORS FOR INDOOR USE

Code	Description	V (Vac)	I (mA)	N°Led max	L (mm)	W (mm)	H (mm)
NL11103	Constant current regulator 350mA	12	350	1-3	19	57	16
		24	350	1-6	19	57	16
NL11107	Constant current regulator 500mA	12	500	1-3	19	57	16
		24	500	1-6	19	57	16
NL11108	Constant current regulator 700mA	12	700	1-2	19	57	16
		24	700	1-5	19	57	16

DIMMABLE CONSTANT CURRENT REGULATORS FOR OUTDOOR USE

Code	Description	V (Vac)	I (mA)	N°Led max	L (mm)	Ø (mm)	IP Rate
NL11106	Constant current regulator 350mA IP67	12	350	1-3	130	32	IP 67
		24	350	1-6	130	32	IP 67
NL11104	Constant current regulator 500mA IP67	12	500	1-3	130	32	IP 67
		24	500	1-6	130	32	IP 67
NL11102	Constant current regulator 700mA IP67	12	700	1-2	130	32	IP 67
		24	700	1-5	130	32	IP 67

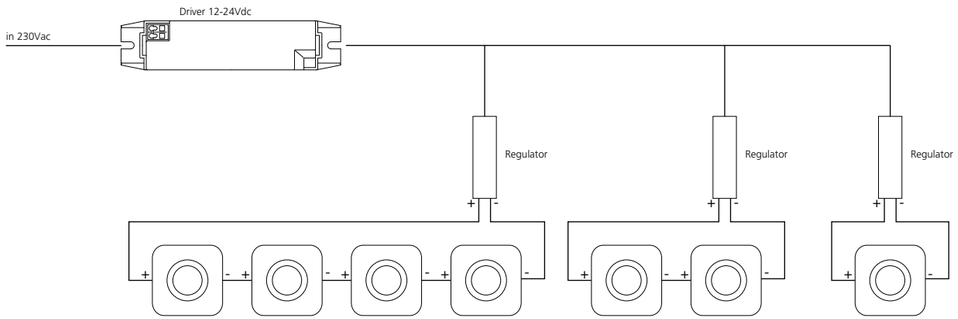

WIRING DIAGRAM FOR RGB LED SYSTEMS RGB

Artemide Drivers and controller allow a flexible and fully programmable dynamic lighting System. The LED Drivers are compatible with the USITT DMX 512 Standard which is a simple, reliable and economic light management and can be easily interfaced with modern domotic Systems. The DMX data lines are electrically
opto-isolated to ensure the maximal reliability and to avoid disturbances.

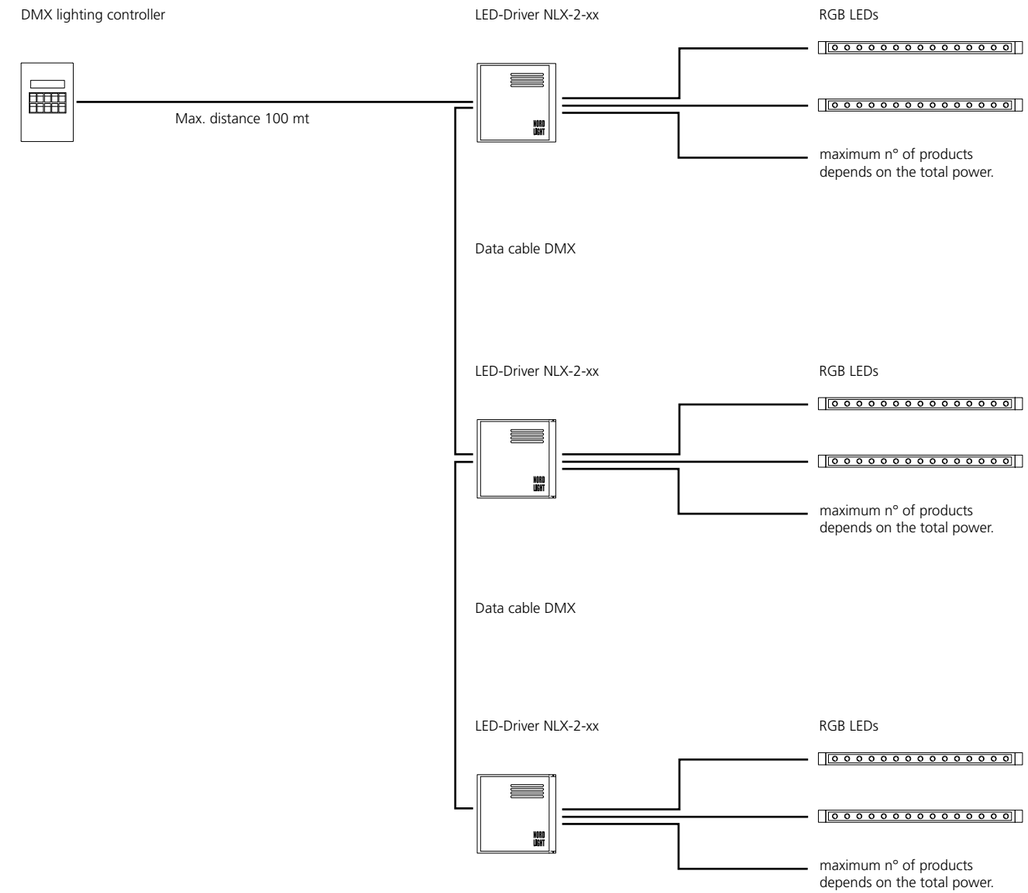



NL19030	DSC30 USB interface - DMX stand alone						
Data In	Data Out	DMX ch.	Scenes	Driver	Data cable	L x W x H (mm)	Weight (kg)
USB	DMX	2x512 stand alone	255	5-5,5Vdc - 300mA excl.	DMX 2m/XLR + USB	80x40x90	0,7
USB	DMX	2x512 live	255	5-5,5Vdc - 300mA excl.	DMX 2m/XLR + USB	80x40x90	0,7
NL19031	5Vdc 300mA plug-in power supply Mini-USB						
NL7833	50cm cable with HE10 connector for keyboard (optional)						

Standard USB-DMX "Stand Alone" interface (512 channels, real-time clock, Local use), software, USB cable.Live mode with a computer; Stand Alone mode. Scenes can be triggered in sequential or using external push-buttons to trigger for instance 8 Scenes. Upon request: connection to external keyboard or to domotics Systems. Needs an external power supply for the Stand Alone mode. Upon request: connection to external keyboard or to domotics Systems.



NL19081	DSC60 USB/Ethernet Interface						
Data In	Data Out	DMX ch.	Scenes	Driver	Data cable	L x W x H (mm)	Weight (kg)
Ethernet	DMX	2x512	250	5-5,5Vdc - 300mA excl.	DMX 2m/XLR + Ethernet	80x40x90	0,7
NL19031	5Vdc 300mA plug-in power supply Mini-USB						

Standard USB and Ethernet DMX "Stand Alone" Interface (2x512 channels), with software, USB cable, 3 DMX 512 universes in live mode with a computer (not included); 2 DMX512 universes in stand-alone mode. Micro sd-card memory for stand-alone use, 8 dry contact trigger ports via HE10 connector (upon request). Clock & calendar function. Stand-alone mode with 5 areas and 250 scenes. WIFI remote control option with smart phone/tablet (IOS, ANDROID, Windows, Linux) to trigger scene. Simply connect to your wireless local network, the WIFI remote control app will automatically find the interface and allow you to control it. A second application, compatible with any IOS and ANDROID smart phones or tablets, allows you to easily create or change the lighting surroundings in each area. In just a few steps, you'll be able to take control of all your DMX fixtures in live, or Stand Alone mode. The simple application can be used by just about everyone in any situation. The interface needs an external power supply for the Stand Alone mode.



NL19080	DSC70 USB Glass Touch Sensitive Control Keypad						
Data In	Data Out	DMX ch.	Scenes	Driver	Data cable	L x W x H (mm)	Weight (kg)
USB	DMX	512	99	5-12Vdc - 300mA excl.	RJ45 + USB	110x86x10	0,2
NL19083	5Vdc 300mA plug-in power supply						

Thanks to the "All-in-One" technology, the DSC70 includes a high-tech keypad, stand-alone memory storage and a powerful DMX512 lighting software package. It offers the best solution for projects requiring a large amount of scenes along with an uncluttered and intuitive interface. The computer programmable, flat wall mounted lighting controller is ideal for LED, RGB & DMX lighting and capable of playing up to 99 scenes, each of which can be modified by touching the mode button to change the dimmer and color. The LED display makes it easy to tell which scene number is playing. The wall panel allows it to be mounted on any single gang wall socket around the world. Large memory capacity, 4 touch sensitive buttons, glass wall-mounted DMX controller. Micro-USB for programming. For PC, Mac & Tablet with USB. 32bit RM technology, software included. Stand alone operation. Ready to use (pre-loaded). The interface needs an external power supply which can be placed in the gang wall socket.



LED Driver NLX IP40

Code	Description	Contr.	P (W)	V_{in}	V_{out} (Vdc)	CH	L x W x H (mm)	Weight (kg)
NL75190	NLX 2-75	DMX	75	100-240 **Vac**	24	2xRGB	270x200x80	1,4
NL19084	NLX 1-75	DMX/RDM	72/144	12-24 Vdc	12-24	1xRGB(W)	153x50x23	0,2
NL12150	NLX 1-100	DMX/DALI	95	120-250 Vac	12/24	2xRGB(W)	388x42x30	0,7



LED Driver NLX IP66

Code	Description	Contr.	P (W)	V_{in}	V_{out} (Vdc)	CH	L x W x H (mm)	Weight (kg)
DV1046	NLX 1-100IP	DMX/DALI	95	120-250	24	1xRGB	340x103x61	1,7

PWM Driver for LED units with pre-installed colour-programmes for an independent stand-alone Mode or operation through the DMX512 protocol. The DMX interface allows lighting systems of any size and can be easily integrated with domotic Systems.

Max distance between LED driver and RGB products.

Fixture	Max distance from driver
Spike RGB	20m
Spike IP65 RGB	20m
LineaLed RGB	20m
Dedalo RGB	20m

PWM Driver for LED units with pre-installed colour-programmes for an independent stand-alone Mode or operation through the DMX512 protocol. The DMX interface allows lighting systems of any size and can be easily integrated with domotic Systems.

EXAMPLE OF WI-FI CONTROL OF THE RGB SYSTEM



App/Android
iPod touch / iPhone

Wi-Fi Network with DSC60 and DCS70
Art-Net to DMX converter directly wired
via ethernet to a Wi-Fi Router

LED-Driver DMX compatible equipment

SPECIAL DEVICES FOR PROJECTS



Code	Description	V IN	DMX Channels	IP	Dimensions
NL78070	Splitter DMX 1 in to 8 out				
DV1044	DMX/RDM Splitter - 4CH DIN-RAIL	12-24-48Vdc	4 x 512	10	79x92x62mm DIN RAIL 4mod.
DV1045	PSU 15W 24Vdc 0.63A (for DV1045)	85-264Vac			17,5x90x54,5mm DIN RAIL 1mod.



This is a 4 way DMX splitter, features one DMX/RDM input/THRU and 4 DMX/RDM outputs. This unit takes the incoming DMX signal and splits the signal into 4 separate output channels. Each output channel and the input channel are completely electronically isolated from each other, all channels have independent line drivers to boost the DMX signal. In addition, the timing of outputs are regenerated in digital mode from a 32bit ARM processor.
The RDM return messages are amplified and redistributed on the other outputs. They can be redistributed on other splitters up to a maximum of 3 different splitter.

Dimmer DALI

Code	Description	Signal	V (Vdc)	I (A)	P (W)	L (mm)	W (mm)	H (mm)	
NL19090	Dimmer DALI	DALI, Push	10-24	5	120 max	172	42	20	IP20
NL19096	Dimmer Master	DALI, 1-10V; 0-10; Push	12-24	12	288 max	156	52	26	IP20
NL19097	Dimmer SLAVE + NL19096	DALI, 1-10V; 0-10; Push	12-24	12	288 max	156	52	26	IP20

0112010A 745
0116010A 745
0117010A 745
0210010A 498
0210010APP 498
0210W10A 498
0210W10APP 498
0213010A 498
0213010APP 498
0213W10A 498
0213W10APP 498
0220W10A 498
0220W10APP 498
0221010A 498
0221010APP 498
0223W10A 498
0223W10APP 498
0224010A 498
0224010APP 498
1013020A 571
1013020APP 571
1013030A 571
1013030APP 571
1013040A 571
1013040APP 571
1014020A 571
1014020APP 571
1014030A 571
1014030APP 571
1014040A 571
1014040APP 571
1039110A 745
1200000A 617
1200100A 617
1200200A 617
1200300A 617
1200400A 617
1200500A 617
1200600A 617
1200700A 617
1200800A 617
1200900A 617
1201§00A 617
1201E00A 617
1201A00A 617
1201AE00A 617
1201B00A 617
1201C00A 617
1201D00A 617
1201E00A 617
1201F00A 617
1201G00A 617
1201H00A 617
1201I00A 617
1201J00A 617
1201K00A 617
1201L00A 617
1201M00A 617
1201N00A 617
1201O00A 617
1201P00A 617
1201Q00A 617
1201R00A 617
1201S00A 617
1201T00A 617
1201U00A 617
1201V00A 617
1201W00A 617
1201X00A 617
1201Y00A 617
1201Z00A 617
1202§00A 617
1202E00A 617
1202F00A 617
1202G00A 617
1202H00A 617
1202I00A 617
1202J00A 617
1202K00A 617
1202L00A 617
1202M00A 617
1202N00A 617
1202O00A 617
1202P00A 617
1202Q00A 617
1202R00A 617
1202S00A 617
1202T00A 617
1202U00A 617
1202V00A 617
1202W00A 617
1202X00A 617
1202Y00A 617
1202Z00A 617
1202aa00A 617
1202ab00A 617
1202c00A 617
1202d00A 617
1202e00A 617
1202f00A 617
1202g00A 617
1202h00A 617
1202i00A 617
1202j00A 617
1202k00A 617
1202l00A 617
1202m00A 617
1202n00A 617
1202o00A 617
1202p00A 617
1202q00A 617
1202r00A 617
1202s00A 617
1202t00A 617
1202u00A 617
1202v00A 617
1202w00A 617
1202x00A 617
1202y00A 617
1202z00A 617
1204000A 592
1204000APP 592
1205000A 592
1205000APP 592
1206000A 592
1206000APP 592
1207000A 592
1207000APP 592
1208000A 592
1208000APP 592
1210000A 617
1210100A 617
1210200A 617
1210300A 617
1210400A 617
1210500A 617
1210600A 617
1210700A 617
1210800A 617
1210900A 617
1211§00A 617
1211E00A 617
1211A00A 617
1211AE00A 617
1211B00A 617
1211C00A 617
1211D00A 617
1211E00A 617
1211F00A 617
1211G00A 617
1211H00A 617
1211I00A 617
1211J00A 617
1211K00A 617
1211L00A 617
1211M00A 617
1211N00A 617
1211O00A 617
1211P00A 617
1211Q00A 617
1211R00A 617
1211S00A 617
1211T00A 617
1211U00A 617
1211V00A 617
1211W00A 617
1211X00A 617
1211Y00A 617
1211Z00A 617
1212§00A 617
1212E00A 617
1212F00A 617
1212G00A 617
1212H00A 617
1212I00A 617
1212J00A 617
1212K00A 617
1212L00A 617
1212M00A 617
1212N00A 617
1212O00A 617
1212P00A 617
1212Q00A 617
1212R00A 617
1212S00A 617
1212T00A 617
1212U00A 617
1212V00A 617
1212W00A 617
1212X00A 617
1212Y00A 617
1212Z00A 617
1213010A 617
1213C10A 617
1214010A 617
1214C10A 617
1215010A 590
1215C10A 590
1216010A 590
1216C10A 590
1217010A 590
1217C10A 590
1218010A 590
1218C10A 590
1219010A 590
1219C10A 590
1220010A 590
1220C10A 590
1224010A 590
1224C10A 590
1225010A 590
1225C10A 590
1226010A 590
1226C10A 590
1227010A 590
1227C10A 590
1228010A 590
1228C10A 590
1229010A 590
1229C10A 590
1230010A 590
1230C10A 590
1231010A 590
1231C10A 590
1232010A 633
1232C10A 633
1234010A 633
1234C10A 633
1235010A 633
1235C10A 633
1236010A 633
1236C10A 633
1237010A 633
1237C10A 633
1238010A 633
1238C10A 633
1239010A 633
1239C10A 633
1240010A 633
1240C10A 633
1241010A 633
1241C10A 633
1242010A 633
1242C10A 633
1243010A 633
1243C10A 633
1244010A 633
1244C10A 633
1245010A 633
1245C10A 633
1246010A 633
1246C10A 633
1247010A 633
1247C10A 633
1248010A 633
1248C10A 633
1249010A 633
1249C10A 633
1250010A 633
1250C10A 633
1251010A 633
1251C10A 633
1252010A 633
1252C10A 633
1253010A 633
1253C10A 633
1254010A 633
1254C10A 633
1255010A 633
1255C10A 633
1256010A 633
1256C10A 633
1257010A 633
1257C10A 633
1258010A 633
1258C10A 633
1259010A 633
1259C10A 633
1260010A 633
1260C10A 633
1261010A 633
1261C10A 633
1262010A 633
1262C10A 633
1263010A 633
1263C10A 633
1264010A 633
1264C10A 633
1265010A 633
1265C10A 633
1266010A 633
1266C10A 633
1267010A 633
1267C10A 633
1268010A 633
1268C10A 633
1269010A 633
1269C10A 633
1270010A 633
1270C10A 633
1271010A 633
1271C10A 633
A243700 577
AA00001 603
AA00004 603
AA10001 603
AA10004 603
AA20001 603
AA20004 603
AA30001 603
AA30004 603
AA40001 603
AA40004 603
AA50001 603
AA50004 603
AB00101 654
AB00102 654
AB00104 654
AB00116 654
AB00201 654
AB00202 654
AB00209 654
AB00216 654
AB00301 654
AB00302 654
AB00309 654
AB00316 654
AB00401 654
AB00402 654
AB00409 654
AB00416 654
AB00501 654
AB00502 654
AB00509 654
AB00516 654
AB00601 654
AB00602 654
AB00609 654
AB00616 654
AB02152 664
AB02156 664
AB02157 664
AB02158 664
AB02159 664
AB02160 664
AB02161 664
AB02162 664
AB02163 664
AB02164 664
AB02165 664
AB02166 664
AB02167 664
AB02168 664
AB02169 664
AB02170 664
AB02171 664
AB02172 664
AB02173 664
AB02174 664
AB02175 664
AB02176 664
AB02177 664
AB02178 664
AB02179 664
AB02180 664
AB02181 664
AB02182 664
AB02183 664
AB02184 664
AB02185 664
AB02186 664
AB02187 664
AB02188 664
AB02189 664
AB02190 664
AB02191 664
AB02192 664
AB02193 664
AB02194 664
AB02195 664
AB02196 664
AB02197 664
AB02198 664
AB02199 664
AB02200 664
AB02201 664
AB02202 664
AB02203 664
AB02204 664
AB02205 664
AB02206 664
AB02207 664
AB02208 664
AB02209 664
AB02210 664
AB02211 664
AB02212 664
AB02213 664
AB02214 664
AB02215 664
AB02216 664
AB02217 664
AB02218 664
AB02219 664
AB02220 664
AB02221 664
AB02222 664
AB02223 664
AB02224 664
AB02225 664
AB02226 664
AB02227 664
AB02228 664
AB02229 664
AB02230 664
AB02231 664
AB02232 664
AB02233 664
AB02234 664
AB02235 664
AB02236 664
AB02237 664
AB02238 664
AB02239 664
AB02240 664
AB02241 664
AB02242 664
AB02243 664
AB02244 664
AB02245 664
AB02246 664
AB02247 664
AB02248 664
AB02249 664
AB02250 664
AB02251 664
AB02252 664
AB02253 664
AB02254 664
AB02255 664
AB02256 664
AB02257 664
AB02258 664
AB02259 664
AB02260 664
AB02261 664
AB02262 664
AB02263 664
AB02264 664
AB02265 664
AB02266 664
AB02267 664
AB02268 664
AB02269 664
AB02270 664
AB02271 664
AB02272 664
AB02273 664
AB02274 664
AB02275 664
AB02276 664
AB02277 664
AB02278 664
AB02279 664
AB02280 664
AB02281 664
AB02282 664
AB02283 664
AB02284 664
AB02285 664
AB02286 664
AB02287 664
AB02288 664
AB02289 664
AB02290 664
AB02291 664
AB02292 664
AB02293 664
AB02294 664
AB02295 664
AB02296 664
AB02297 664
AB02298 664
AB02299 664
AB02300 664
AB02301 664
AB02302 664
AB02303 664
AB02304 664
AB02305 664
AB02306 664
AB02307 664
AB02308 664
AB02309 664
AB02310 664
AB02311 664
AB02312 664
AB02313 664
AB02314 664
AB02315 664
AB02316 664
AB02317 664
AB02318 664
AB02319 664
AB02320 664
AB02321 664
AB02322 664
AB02323 664
AB02324 664
AB02325 664
AB02326 664
AB02327 664
AB02328 664
AB02329 664
AB02330 664
AB02331 664
AB02332 664
AB02333 664
AB02334 664
AB02335 664
AB02336 664
AB02337 664
AB02338 664
AB02339 664
AB02340 664
AB02341 664
AB02342 664
AB02343 664
AB02344 664
AB02345 664
AB02346 664
AB02347 664
AB02348 664
AB02349 664
AB02350 664
AB02351 664
AB02352 664
AB02356 664
AB02357 664
AB02358 664
AB02359 664
AB02452 664
AB02456 664
AB02457 664
AB02458 664
AB02556 664
AB02557 664
AB02558 664
AB02559 664
AB02652 664
AB02656 664
AB02657 664
AB02658 664
AB02659 664
AB02752 664
AB02756 664
AB02757 664
AB02758 664
AB02759 664
AB02852 664
AB02856 664
AB02857 664
AB02858 664
AB02859 664
AB02952 664
AB02956 664
AB02957 664
AB02958 664
AB02959 664
AB03052 664
AB03056 664
AB03057 664
AB03058 664
AB03059 664
AB03152 664
AB03156 664
AB03157 664
AB03158 664
AB03159 664
AB03252 664
AB03256 664
AB03257 664
AB03258 664
AB03259 664
AB03352 664
AB03356 664
AB03357 664
AB03358 664
AB03359 664
AB03452 664
AB03456 664
AB03457 664
AB03458 664
AB03459 664
AB03552 664
AB03556 664
AB03557 664
AB03558 664
AB03559 664
AB03652 664
AB03656 664
AB03657 664
AB03658 664
AB03659 664
AB03752 664
AB03756 664
AB03757 664
AB03758 664
AB03759 664
AB03852 664
AB03856 664
AB03857 664
AB03858 664
AB03859 664
AB03952 664
AB03956 664
AB03957 664
AB03958 664
AB03959 664
AB04052 664
AB04056 664
AB04057 664
AB04058 664
AB04059 664
AB04152 664
AB04156 664
AB04157 664
AB04158 664
AB04159 664
AB04252 664
AB04256 664
AB04257 664
AB04258 664
AB04259 664
AB04352 664
AB04356 664
AB04357 664
AB04358 664
AB04359 664
AB04452 664
AB04456 664
AB04457 664
AB04458 664
AB04459 664
AB04552 664
AB04556 664
AB04557 664
AB04558 664
AB04559 664
AB04652 664
AB04656 664
AB04657 664
AB04658 664
AB04659 664
AB06152 660
AB06156 660
AB06157 660
AB06158 660
AB06159 660
AB06252 660
AB06256 660
AB06257 660
AB06258 660
AB06259 660
AB06352 660
AB06356 660
AB06357 660
AB06358 660
AB06359 660
AB06452 660
AB06456 660
AB06457 660
AB06458 660
AB06459 660
AB06552 660
AB06556 660
AB06557 660
AB06558 660
AB06559 660
AB06652 660
AB06656 660
AB06657 660
AB06658 660
AB06659 660
AB06752 660
AB06756 660
AB06757 660
AB06758 660
AB06759 660
AB06852 660
AB06856 660
AB06857 660
AB06858 660
AB06859 660
AB06952 660
AB06956 660
AB06957 660
AB06958 660
AB06959 660
AB07052 660
AB07056 660
AB07057 660
AB07058 660
AB07059 660
AB07152 660
AB07156 660
AB07157 660
AB07158 660
AB07159 660
AB07252 660
AB07256 660
AB07257 660
AB07258 660
AB07259 660
AB07352 660
AB07356 660
AB07357 660
AB07358 660
AB07359 660
AB07452 660
AB07456 660
AB07457 660
AB07458 660
AB07459 660
AB07552 660
AB07556 660
AB07557 660
AB07558 660
AB07559 660
AB07652 660
AB07656 660
AB07657 660
AB07658 660
AB07659 660
AB07752 660
AB07756 660
AB07757 660
AB07758 660
AB07759 660
AB07852 660
AB07856 660
AB07857 660
AB07858 660
AB07859 660
AB07952 660
AB07956 660
AB07957 660
AB07958 660
AB07959 660
AB08152 660
AB08156 660
AB08157 660
AB08158 660
AB08159 660
AB08252 660
AB08256 660
AB08257 660
AB08258 660
AB08259 660
AB08352 660
AB08356 660
AB08357 660
AB08358 660
AB08359 660
AB08452 660
AB08456 660
AB08457 660
AB08458 660
AB08459 660
AB08552 660
AB08556 660
AB08557 660
AB08558 660
AB08559 660
AB08652 660
AB08656 660
AB08657 660
AB08658 660
AB08659 603
AD00101 90
AD00104 90
AD00201 90
AD00204 90
AD00301 90
AD00304 90
AD00401 90
AD00404 90
AD00501 90
AD00504 90
AD00601 90
AD00604 90
AD00701 90
AD00704 90
AD00801 90
AD00804 90
AD00901 90
AD00904 90
AD01001 90
AD01004 90
AD01101 90
AD01104 90
AD01201 90
AD01204 90
AD01301 90
AD01304 90
AD01401 90
AD01404 90
AD01501 90
AD01504 90
AD01601 90
AD01604 90
AD01701 90
AD01704 90
AD01801 90
AD01804 90
AD01901 90
AD01904 90
AD02001 90
AD02004 90
AD02101 90
AD02104 90
AD02201 90
AD02204 90
AD02301 90
AD02304 90
AD02401 90
AD02404 90
AD02501 90
AD02504 90
AD02601 90
AD02604 90
AD02701 90
AD02704 90
AD02801 90
AD02804 90
AD03101 90
AD03104 90
AD03201 90
AD03204 90
AD03301 90
AD03304 90
AD03401 90
AD03404 90
AD03501 90
AD03504 90
AD03601 90
AD03604 90
AD03701 90
AD03704 90
AD03801 90
AD03804 90
AD03901 90
AD03904 90
AD04001 90
AD04004 90
AD04101 90
AD04104 90
AD04201 90
AD04204 90
AD04301 90
AD04304 90
AD04401 90
AD04404 90
AD04501 90
AD04504 90
AD04601 90
AD04604 90
AD04701 90
AD04704 90
AD04801 90
AD04804 90
AD05101 90
AD05104 90
AD05201 90
AD05204 90
AD05301 90
AD05304 90
AD05401 90
AD05404 90
AD05501 90
AD05504 90
AD05601 90
AD05604 90
AD05701 90
AD05704 90
AD05801 90
AD05804 90
AD06101 90
AD06104 90
AD06201 90
AD06204 90
AD06301 90
AD06304 90
AD06401 90
AD06404 90
AD06501 90
AD06504 90
AD06601 90
AD06604 90
AD06701 90
AD06704 90
AD06801 90
AD06804 90
AD07101 90
AD07104 90
AD07201 90
AD07204 90
AD07301 90
AD07304 90
AD07401 90
AD07404 90
AD07501 90
AD07504 90
AD07601 90
AD07604 90
AD07701 90
AD07704 90
AD07801 90
AD07804 90
AD10101 91
AD10104 91
AD10201 91
AD10204 91
AD11101 91
AD11104 91
AD11201 91
AD11204 91
AD11301 91
AD11304 91
AD11401 91
AD11404 91
AD11501 91
AD11504 91
AD11601 91
AD11604 91
AD11701 91
AD11704 91
AD11801 91
AD11804 91
AD11901 91
AD11904 91
AD12001 91
AD12004 91
AD12101 91
AD12104 91
AD12201 91
AD12204 91
AD12301 91
AD12304 91
AD12401 91
AD12404 91
AD12501 91
AD12504 91
AD12601 91
AD12604 91
AD12701 91
AD12704 91
AD12801 91
AD12804 91
AD13101 91
AD13104 91
AD13201 91
AD13204 91
AD13301 91
AD13304 91
AD13401 91
AD13404 91
AD13501 91
AD13504 91
AD13601 91
AD13604 91
AD13701 91
AD13704 91
AD13801 91
AD13804 91
AD13901 91
AD13904 91
AD14001 91
AD14004 91
AD14101 91
AD14104 91
AD14201 91
AD14204 91
AD14301 91
AD14304 91
AD14401 91
AD14404 91
AD14501 91
AD14504 91
AD14601 91
AD14604 91
AD15101 91
AD15104 91
AD15201 91
AD15204 91
AD15301 91
AD15304 91
AD15401 91
AD15404 91
AD15501 91
AD15504 91
AD15601 91
AD15604 91
AD16101 91
AD16104 91
AD16201 91
AD16204 91
AD16301 91
AD16304 91
AD16401 91
AD16404 91
AD16501 91
AD16504 91
AD16601 91
AD16604 91
AD16701 91
AD16704 91
AD16801 90
AD16804 90
AD17101 91
AD17104 91
AD17201 91
AD17204 91
AD17301 91
AD17304 91
AD17401 91
AD17404 91
AD17501 91
AD17504 91
AD17601 90
AD17604 90
AD20101 92
AD20104 92
AD20201 92
AD20204 92
AD20301 92
AD20304 92
AD20401 92
AD20404 92
AD21101 92
AD21104 92
AD21201 92
AD21204 92
AD21301 92
AD21304 92
AD21401 92
AD21404 92
AD22101 92
AD22104 92
AD22201 92
AD22204 92
AD22301 92
AD22304 92
AD22401 92
AD22404 92
AD23101 92
AD23104 92
AD23201 92
AD23204 92
AD23301 92
AD23304 92
AD23401 92
AD23404 92
AD30101 92
AD30104 92
AD30201 92
AD30204 92
AD30301 92
AD30304 92
AD30401 92
AD30404 92
AD31101 92
AD31104 92
AD31201 92
AD31204 92
AD31301 92
AD31304 92
AD31401 92
AD31404 92
AD32101 92
AD32104 92
AD32201 92
AD32204 92
AD32301 92
AD32304 92
AD32401 92
AD32404 92
AD33101 92
AD33104 92
AD33201 92
AD33204 92
AD33301 92
AD33304 92
AD33401 92
AD33404 90
AD40101 91
AD40104 91
AD40201 91
AD40204 91
AD41101 91
AE00000 454
AE00100 454
AE00200 454
AE02000 454
AE02100 454
AE02200 454
AE05000 454
AE05100 454
AE05200 454
AE07000 454
AE07100 454
AE07200 454
AE10000 454
AE10100 454
AE10200 454
AE12000 454
AE12100 454
AE12200 454
AE15000 454
AE15100 454
AE15200 454
AE17000 454
AE17100 454
AE17200 454
AE20000 454
AE20100 454
AE20200 454
AE22000 454
AE22100 454
AE22200 454
AE25000 454
AE25100 454
AE25200 454
AE27000 454
AE27100 454
AE27200 454
AE30000 454
AE30100 454
AE30200 454
AE32000 454
AE32100 454
AE32200 454
AE35000 454
AE35100 454
AE35200 454
AE37000 454
AE37100 454
AE37200 454
AE40001 396
AE40004 396
AE41001 396
AE41004 396
AE42001 396
AE42004 396
AE43001 396
AE43004 396
AE44001 454
AE44004 454
AF00001 211
AF00004 211
AF00005 211
AF00101 211
AF00104 211
AF00201 211
AF00204 211
AF00301 211
AF00304 211
AF00305 211
AF00401 92
AF00404 211
AF00405 211
AF00501 92
AF00504 211
AF00505 211
AF00601 92
AF00604 211
AF00605 211
AF00701 92
AF00704 211
AF00705 211
AF00801 92
AF00804 211
AF00805 211
AF00901 92
AF00904 211
AF01001 92
AF01004 211
AF01005 211
AF01101 92
AF01104 211
AF01105 211
AF01201 92
AF01204 211
AF01205 211
AF01301 92
AF01304 211
AF01305 211
AF01401 92
AF01404 211
AF01405 211
AF01501 92
AF01504 211
AF01505 211
AF01601 92
AF01604 211
AF01605 211
AF01701 92
AF01704 211
AF01705 211
AF01801 92
AF01804 211
AF01805 211
AF01901 92
AF01904 211
AF01905 211
AF02001 92
AF02004 211
AF02005 211
AF02101 92
AF02104 211
AF02105 211
AF02201 92
AF02204 211
AF02205 211
AF02301 92
AF02304 211
AF02305 211
AF02401 92
AF02404 211
AF02405 211
AF02501 92
AF02504 211
AF02505 211
AF02601 92
AF02604 211
AF02605 211
AF02701 92
AF02704 211
AF02705 211
AF02801 92
AF02804 211
AF02805 211
AF02901 92
AF02904 211
AF02905 211
AF03001 92
AF03004 211
AF03005 211
AF03101 92
AF03104 211
AF03105 211
AF03201 92
AF03204 211
AF03205 211
AF03301 92
AF03304 211
AF03305 211
AF03401 92
AF03404 211
AF03405 211
AF03501 92
AF03504 211
AF03505 211
AF03601 92
AF03604 211
AF03605 211
AF03701 92
AF03704 211
AF03705 211
AF03801 92
AF03804 211
AF03805 211
AF03901 92
AF03904 211
AF03905 211
AF04001 92
AF04004 211
AF04005 211
AF04101 92
AF04104 211
AF04105 211
AF04201 92
AF04204 211
AF04205 211
AF04301 92
AF04304 211
AF04305 211
AF04401 92
AF04404 211
AF04405 211
AF04501 92
AF04504 211
AF04505 211
AF04601 92
AF04604 211
AF04605 211
AF04701 92
AF04704 211
AF04705 211
AF04801 92
AF04804 211
AF04805 211
AF04901 92
AF04904 211
AF04905 211
AF05001 92
AF05004 211
AF05005 211
AF05101 92
AF05104 211
AF05105 211
AF05201 92
AF05204 211
AF05205 211
AF05301 92
AF05304 211
AF05305 211
AF05401 92
AF05404 211
AF05405 211
AF05501 92
AF05504 211
AF05505 211
AF05601 92
AF05604 211
AF05605 211
AF05701 92
AF05704 211
AF05705 211
AF05801 92
AF05804 211
AF05805 211
AF06000 211
AF10001 91
AF10004 91
AF10005 91
AF10101 91
AF10104 91
AF10105 91
AF10201 91
AF10204 91
AF10205 91
AF10301 91
AF10304 91
AF10305 91
AF10401 91
AF10404 91
AF10405 91
AF10501 91
AF10504 91
AF10505 91
AF10601 91
AF10604 91
AF10605 91
AF20405 211
AF20501 211
AF20504 211
AF20505 211
AF20601 211
AF20604 211
AF20605 211
AF20654 211
AF20701 211
AF20704 211
AF20705 211
AF20754 211
AF20801 211
AF20804 211
AF20805 211
AF20854 211
AF24701 211
AF24704 211
AF24801 211
AF24804 211
AF24805 211
AF24901 211
AF24904 211
AF24905 211
AF25001 211
AF25004 211
AF25005 211
AF25101 211
AF25104 211
AF25105 211
AF25201 211
AF25204 211
AF25205 211
AF25301 211
AF25304 211
AF25305 211
AF25401 211
AF25404 211
AF25405 211
AF25501 211
AF25504 211
AF25505 211
AF25601 217
AF25604 217
AF25605 217
AF25654 217
AF25701 217
AF25704 217
AF25705 217
AF25754 217
AF25801 217
AF25804 217
AF25805 217
AF31001 221
AF31004 221
AF31005 221
AF31101 221
AF31104 221
AF31105 221
AF31201 221
AF31204 221
AF31205 221
AF31301 221
AF31304 221
AF31305 221
AF31401 221
AF31404 221
AF31405 221
AF31501 221
AF31504 221
AF31505 221
AF31601 221
AF31604 221
AF31605 221
AF31701 221
AF31704 221
AF31705 221
AF31801 221
AF31804 221
AF31805 221
AF31901 221
AF31904 221
AF31905 221
AF32001 221
AF32004 221
AF32005 221
AF32101 221
AF32104 221
AF32105 221
AF32201 221
AF32204 221
AF32205 221
AF32301 221
AF32304 221
AF32305 221
AF32401 221
AF32404 221
AF32405 221
AF32501 221
AF32504 221
AF32505 221
AF32601 221
AF32604 221
AF32605 221
AF32654 221
AF32701 221
AF32704 221
AF32705 221
AF32801 221
AF32804 221
AF32805 221
AF32901 221
AF32904 221
AF32905 221
AF33001 221
AF33004 221
AF33005 221
AF33101 221
AF33104 221
AF33105 221
AF33201 221
AF33204 221
AF33205 221
AF33301 221
AF33304 221
AF33305 221
AF33401 221
AF33404 221
AF33405 221
AF33501 221
AF33504 221
AF33505 221
AF33601 221
AF33604 221
AF33605 221
AF33701 221
AF33704 221
AF33705 221
AF33801 221
AF33804 221
AF33805 221
AF33901 221
AF33904 221
AF33905 221
AF34001 221
AF34004 221
AF34005 221
AF34101 221
AF34104 221
AF34105 221
AF34201 221
AF34204 221
AF34205 221
AF34301 221
AF34304 221
AF34305 221
AF34401 221
AF34404 221
AF34405 221
AF34501 221
AF34504 221
AF34505 221
AF34601 221
AF34604 221
AF34605 221
AF34654 221
AF34701 221
AF34704 221
AF34705 221
AF34801 221
AF34804 221
AF34805 221
AF34901 221
AF34904 221
AF34905 221
AF35001 221
AF35004 221
AF35005 221
AF35101 221
AF35104 221
AF35105 221
AF35201 221
AF35204 221
AF35205 221
AF35301 221
AF35304 221
AF35305 221
AF35401 221
AF35404 221
AF35405 221
AF35501 221
AF35504 221
AF35505 221
AF35601 221
AF35604 221
AF35605 221
AF35701 221
AF35704 221
AF35705 221
AF35801 221
AF35804 221
AF35805 221
AF35901 221
AF35904 221
AF35905 221
AF36001 221
AF36004 221
AF36005 221
AF36101 221
AF36104 221
AF36105 221
AF36201 221
AF36204 221
AF36205 221
AF36301 221
AF36304 221
AF36305 221
AF36401 221
AF36404 221
AF36405 221
AF36501 221
AF36504 221
AF36505 221
AF36601 221
AF36604 221
AF36605 221
AF36701 221
AF36704 221
AF36705 221
AF36801 221
AF36804 221
AF36805 221
AF36901 221
AF36904 221
AF36905 221
AF37001 221
AF37004 221
AF37005 221
AF37101 221
AF37104 221
AF37105 221
AF37201 221
AF37204 221
AF37205 221
AF37301 221
AF37304 221
AF37305 221
AF37401 221
AF37404 221
AF37405 221
AF37501 221
AF37504 221
AF37505 221
AF37601 221
AF37604 221
AF37605 221
AF37654 221
AF37701 221
AF37704 221
AF37705 221
AF37801 221
AF37804 221
AF37805 221
AF37901 221
AF37904 221
AF37905 221
AF38001 221
AF38004 221
AF38005 221
AF38101 221
AF38104 221
AF38105 221
AF38201 221
AF38204 221
AF38205 221
AF38301 221
AF38304 221
AF38305 221
AF38401 221
AF38404 221
AF38405 221
AF38501 221
AF38504 221
AF38505 221
AF38601 221
AF38604 221
AF38605 221
AF38701 221
AF38704 221
AF38705 221
AF38801 221
AF38804 221
AF38805 221
AF38901 221
AF38904 221
AF38905 221
AF39001 221
AF39004 221
AF39005 221
AF39101 221
AF39104 221
AF39105 221
AF39201 221
AF39204 221
AF39205 221
AF39301 221
AF39304 221
AF39305 221
AF39401 221
AF39404 221
AF39405 221
AF39501 221
AF39504 221
AF39505 221
AF39601 221
AF39604 221
AF39605 221
AF39701 221
AF39704 221
AF39705 221
AF39801 221
AF39804 221
AF39805 221
AF39901 221
AF39904 221
AF39905 221
AF40001 221
AF40004 221
AF40005 221
AF40101 221
AF40104 221
AF40105 221
AF40201 221
AF40204 221
AF40205 221
AF40401 211
AF40404 211
AF40405 211
AF46101 223
AF46104 223
AF46105 223
AF46201 223
AF46204 223
AF46205 223
AF46301 223
AF46304 223
AF46305 223
AF46401 223
AF46404 223
AF46405 223
AF46501 223
AF46504 223
AF46505 223
AF46601 225
AF46604 225
AF46605 225
AF46654 225
AF46701 225
AF46704 225
AF46705 225
AF46754 225
AF46801 225
AF46804 225
AF46805 225
AF46854 225
AF47001 223
AF47004 223
AF47005 223
AF47101 223
AF47104 223
AF47105 223
AF47201 223
AF47204 223
AF47205 223
AF47301 223
AF47304 223
AF47305 223
AF47401 223
AF47404 223
AF47405 223
AF47501 223
AF47504 223
AF47505 223
AF47601 223
AF47604 223
AF47605 223
AF47701 223
AF47704 223
AF47705 223
AF47801 223
AF47804 223
AF47805 223
AF47901 225
AF47904 225
AF47905 225
AF47954 225
AF48001 225
AF48004 225
AF48005 225
AF48054 225
AF48101 225
AF48104 225
AF48105 225
AF48154 225
AF48201 225
AF48204 225
AF48205 225
AF48254 225
AF48301 225
AF48304 225
AF48305 225
AF48354 225
AF48401 225
AF48404 225
AF48405 225
AF48454 225
AF48501 225
AF48504 225
AF48505 225
AF48554 225
AF48601 225
AF48604 225
AF48605 225
AF48654 225
AF48701 225
AF48704 225
AF48705 225
AF48754 225
AF48801 225
AF48804 225
AF48805 225
AF48854 225
AF48901 225
AF48904 225
AF48905 225
AF49001 225
AF49004 225
AF49005 225
AF49054 225
AF49101 225
AF49104 225
AF49105 225
AF49154 225
AF49201 225
AF49204 225
AF49205 225
AF49254 225
AF49301 225
AF49304 225
AF49305 225
AF49354 225
AF49401 225
AF49404 225
AF49405 225
AF49454 225
AF49501 225
AF49504 225
AF49505 225
AF49554 225
AF49601 225
AF49604 225
AF49605 225
AF49654 225
AF49701 225
AF49704 225
AF49705 225
AF49754 225
AF49801 225
AF49804 225
AF49805 225
AF49854 225
AF49901 225
AF49904 225
AF49905 225
AF49954 225
AF50001 223
AF50004 223
AF50005 223
AF50054 223
AF50101 223
AF50104 223
AF50105 223
AF50154 223
AF50201 223
AF50204 223
AF50205 223
AF50254 223
AF50301 223
AF50304 223
AF50305 223
AF50354 223
AF50401 223
AF50404 223
AF50405 223
AF50454 223
AF50501 223
AF50504 223
AF50505 223
AF50554 223
AF50601 223
AF50604 223
AF50605 223
AF50654 223
AF50701 223
AF50704 223
AF50705 223
AF50754 223
AF50801 223
AF50804 223
AF50805 223
AF50854 223
AF50901 223
AF50904 223
AF50905 223
AF50954 223
AF51001 221
AF51004 221
AF51005 221
AF51054 221
AF51101 221
AF51104 221
AF51105 221
AF51154 221
AF51201 221
AF51204 221
AF51205 221
AF51254 221
AF51301 221
AF51304 221
AF51305 221
AF51354 221
AF51401 221
AF51404 221
AF51405 221
AF51454 221
AF51501 221
AF51504 221
AF51505 221
AF51554 221
AF51601 221
AF51604 221
AF51605 221
AF51654 221
AF51701 221
AF51704 221
AF51705 221
AF51754 221
AF51801 221
AF51804 221
AF51805 221
AF51854 221
AF51901 221
AF51904 221
AF51905 221
AF51954 221
AF52001 221
AF52004 221
AF52005 221
AF52054 221
AF52101 221
AF52104 221
AF52105 221
AF52154 221
AF52201 221
AF52204 221
AF52205 221
AF52254 221
AF52301 221
AF52304 221
AF52305 221
AF52354 221
AF52401 221
AF52404 221
AF52405 221
AF52454 221
AF52501 221
AF52504 221
AF52505 221
AF52554 221
AF52601 221
AF52604 221
AF52605 221
AF52654 221
AF52701 221
AF52704 221
AF52705 221
AF52754 221
AF52801 221
AF52804 221
AF52805 221
AF52854 221
AF52901 221
AF52904 221
AF52905 221
AF52954 221
AF53001 221
AF53004 221
AF53005 221
AF53054 221
AF53101 221
AF53104 221
AF53105 221
AF53154 221
AF53201 221
AF53204 221
AF53205 221
AF53254 221
AF53301 221
AF53304 221
AF53305 221
AF53354 221
AF53401 221
AF53404 221
AF53405 221
AF53454 221
AF53501 221
AF53504 221
AF53505 221
AF53554 221
AF53601 221
AF53604 221
AF53605 221
AF53654 221
AF53701 221
AF53704 221
AF53705 221
AF53754 221
AF53801 221
AF53804 221
AF53805 221
AF53854 221
AF53901 221
AF53904 221
AF53905 221
AF53954 221
AF54001 221
AF54004 221
AF54005 221
AF54054 221
AF54101 221
AF54104 221
AF54105 221
AF54154 221
AF54201 221
AF54204 221
AF54205 221
AF54254 221
AF54301 221
AF54304 221
AF54305 221
AF54354 221
AF54401 221
AF54404 221
AF54405 221
AF54454 221
AF54501 221
AF54504 221
AF54505 221
AF54554 221
AF54601 221
AF54604 221
AF54605 221
AF54654 221
AF54701 221
AF54704 221
AF54705 221
AF54754 221
AF54801 221
AF54804 221
AF54805 221
AF54854 221
AF54901 221
AF54904 221
AF54905 221
AF54954 221
AF55001 221
AF55004 221
AF55005 221
AF55054 221
AF55100 213
AF55200 213
AF55300 213
AF55400 213
AF55500 213
AF55600 213
AF55700 213
AF55800 213
AF56000 213
AF56100 213
AF56200 213
AF56300 213
AF56400 213
AF56500 213
AF56600 213
AF56700 213
AF56800 213
AF56900 213
AF57000 213
AF57100 213
AF57200 213
AF57300 213
AF57400 213
AF57500 213
AF57600 213
AF57700 213
AF57800 213
AF57900 213
AF58000 213
AF58100 213
AF58200 213
AF58300 213
AF58400 213
AF58500 213
AF58600 213
AF58700 213
AF58800 213
AF58900 213
AF59000 213
AF59100 213
AF59200 213
AF59300 213
AF59400 213
AF59500 213
AF59600 213
AF59700 213
AF59800 213
AF59900 213
AF60000 213
AF60100 213
AF60200 213
AF60300 213
AF60400 213
AF60500 213
AF60600 213
AF60700 213
AF60800 213
AF60901 215
AF60904 215
AF61001 217
AF61004 217
AF61101 217
AF61104 217
AF61201 217
AF61204 217
AF61301 217
AF61304 217
AF61401 217
AF61404 217
AF61501 217
AF61504 217
AF61601 217
AF61604 217
AF61701 217
AF61704 217
AF61801 217
AF61804 217
AF61901 217
AF61904 217
AF62001 217
AF62004 217
AF62101 217
AF62104 217
AF62201 217
AF62204 217
AF62301 217
AF62304 217
AF62401 217
AF62404 217
AF62501 217
AF62504 217
AF62601 217
AF62604 217
AF62701 217
AF62704 217
AF62801 217
AF62804 217
AF62901 217
AF62904 217
AF63001 217
AF63004 217
AF63101 217
AF63104 217
AF63201 217
AF63204 217
AF63301 217
AF63304 217
AF63401 217
AF63404 217
AF63501 217
AF63504 217
AF63601 217
AF63604 217
AF63701 217
AF63704 217
AF63801 217
AF63804 217
AF63901 217
AF63904 217
AF64001 217
AF64004 217
AF64101 217
AF64104 217
AF64201 217
AF64204 217
AF64301 217
AF64304 217
AF64401 217
AF64404 217
AF64501 217
AF64504 217
AF64601 217
AF64604 217
AF64701 217
AF64704 217
AF64801 217
AF64804 217
AF64901 217
AF64904 217
AF65001 217
AF65004 217
AF65101 217
AF65104 217
AF65201 217
AF65204 217
AF65301 217
AF65304 217
AF65401 217
AF65404 217
AF65501 217
AF65504 217
AF65601 217
AF65604 217
AF65701 217
AF65704 217
AF65801 217
AF65804 217
AF65901 217
AF65904 217
AF66001 217
AF66004 217
AF66101 217
AF66104 217
AF66201 217
AF66204 217
AF66301 217
AF66304 217
AF66401 217
AF66404 217
AF66501 217
AF66504 217
AF66601 217
AF66604 217
AF66701 217
AF66704 217
AF66801 217
AF66804 217
AF66901 217
AF66904 217
AF67001 217
AF67004 217
AF67101 217
AF67104 217
AF67201 217
AF67204 217
AF67301 217
AF67304 217
AF67401 217
AF67404 217
AF67501 217
AF67504 217
AF67601 217
AF67604 217
AF67701 217
AF67704 217
AF67801 217
AF67804 217
AF67901 217
AF67904 217
AF68001 217
AF68004 217
AF68101 217
AF68104 217
AF68201 217
AF68204 217
AF68301 217
AF68304 217
AF68401 217
AF68404 217
AF68501 217
AF68504 217
AF68601 217
AF68604 217

↪ CODES INDEX

AQ26101 355
AQ26104 355
AQ26201 355
AQ26204 355
AQ27001 346
AQ27101 346
AQ27201 346
AQ27301 346
AQ29001 337
AQ29004 337
AQ29100 346
AQ29200 346
AQ29300 346
AQ29400 346
AQ29500 346
AQ30001 340
AQ30004 340
AQ30015 340
AQ30018 340
AQ30081 340
AQ30101 340
AQ30104 340
AQ30115 340
AQ30181 340
AQ30120 340
AQ31001 350
AQ31004 350
AQ31015 350
AQ31018 350
AQ31020 350
AQ31101 350
AQ31104 350
AQ31115 350
AQ31118 350
AQ31120 350
AQ31201 350
AQ31204 350
AQ31215 350
AQ31218 350
AQ31220 350
AQ31301 350
AQ31304 350
AQ31315 350
AQ31318 350
AQ31320 350
AQ31401 350
AQ31404 350
AQ31420 350
AQ31418 350
AQ31420 350
AQ31501 350
AQ31504 350
AQ31518 350
AQ31520 350
AQ31601 350
AQ31618 350
AQ31615 350
AQ31618 350
AQ31620 350
AQ31704 350
AQ31715 350
AQ31718 350
AQ31720 350
AQ32001 360
AQ32004 360
AQ32015 360
AQ32018 360
AQ32020 360
AQ32101 360
AQ32104 360
AQ32115 360
AQ32118 360
AQ32120 360
AQ32201 360
AQ32204 360
AQ32215 360
AQ32218 360
AQ32220 360
AQ32301 360
AQ32304 360
AQ32315 360
AQ32318 360
AQ32320 360
AQ32401 360
AQ32404 360
AQ32415 360
AQ32420 360
AQ32501 360
AQ32504 360
AQ32515 360
AQ32518 360
AQ32520 360
AQ34001 360
AQ34004 360
AQ34015 360
AQ34018 360
AQ34020 360
AQ34101 360
AQ34104 360
AQ34115 360
AQ34118 360
AQ34120 360
AQ34201 360
AQ34204 360
AQ34215 360
AQ34218 360
AQ34220 360
AQ34301 360
AQ34304 360
AQ34315 360
AQ34318 360
AQ34320 360
AQ34401 360
AQ34404 360
AQ34415 360
AQ34418 360
AQ34420 360
AQ34501 360
AQ34504 360
AQ34515 360
AQ34518 360
AQ34520 360
AQ35001 351
AQ35004 351
AQ35018 351
AQ35020 351
AQ35101 351
AQ35104 351
AQ35115 351
AQ35118 351
AQ35120 351
AQ35201 362
AQ35204 362
AQ35215 362
AQ35218 362
AQ35220 362
AQ35301 362
AQ35304 362
AQ35315 362
AQ35318 362
AQ35320 362
AQ36001 360
AQ36004 360
AQ36015 360
AQ36018 360
AQ36020 360
AQ37001 350
AQ37004 350
AQ37015 350
AQ37018 350
AQ37020 350
AQ37101 350
AQ37104 350
AQ37115 350
AQ37118 350
AQ37120 350
AQ37201 350
AQ37204 350
AQ37215 350
AQ37218 350
AQ37220 350
AQ37301 350
AQ37304 350
AQ37315 350
AQ37318 350
AQ39001 340
AQ39004 340
AQ39015 341
AQ39018 341
AQ39020 341
AQ39101 340
AQ39104 340
AQ39115 341
AQ39118 341
AQ39120 341
AQ39201 340
AQ39204 340
AQ39215 340
AQ39218 340
AQ39220 340
AQ39301 340
AQ39304 340
AQ39315 340
AQ39318 340
AQ39320 340
AQ39401 341
AQ39404 341
AQ39415 341
AQ39418 341
AQ39420 341
AQ40001 338
AQ40004 338
AQ40015 338
AQ40018 338
AQ40020 338
AQ40101 338
AQ40104 338
AQ40115 338
AQ40118 338
AQ40120 338
AQ40201 338
AQ40204 338
AQ40215 338
AQ40218 338
AQ40220 338
AQ40301 338
AQ40304 338
AQ40315 338
AQ40318 338
AQ40320 338
AQ40401 338
AQ40404 338
AQ40415 338
AQ40418 338
AQ40420 338
AQ40501 338
AQ40504 338
AQ40515 338
AQ40518 338
AQ40520 338
AQ40601 338
AQ40604 338
AQ40615 338
AQ40618 338
AQ40620 338
AQ41001 348
AQ41004 348
AQ41015 348
AQ41018 348
AQ41020 348
AQ41101 348
AQ41104 348
AQ41115 348
AQ41118 348
AQ41120 348
AQ41201 348
AQ41204 348
AQ41215 348
AQ41218 348
AQ41220 348
AQ41301 348
AQ41304 348
AQ41315 348
AQ41318 348
AQ41320 348
AQ41401 348
AQ41404 348
AQ41415 348
AQ41418 348
AQ41420 348
AQ41501 348
AQ41504 348
AQ41515 348
AQ41518 348
AQ41520 348
AQ41601 348
AQ41604 348
AQ41615 348
AQ41618 348
AQ41704 348
AQ41715 348
AQ41718 348
AQ41720 348
AQ41801 348
AQ41804 348
AQ41815 348
AQ41818 348
AQ41820 348
AQ42001 356
AQ42004 356
AQ42015 356
AQ42018 356
AQ42020 356
AQ42101 356
AQ42104 356
AQ42115 356
AQ42118 356
AQ42120 356
AQ42201 356
AQ42204 356
AQ42215 356
AQ42218 356
AQ42220 356
AQ42301 356
AQ42304 356
AQ42315 356
AQ42318 356
AQ42320 356
AQ42401 356
AQ42404 356
AQ42415 356
AQ42418 356
AQ42420 356
AQ42501 356
AQ42504 356
AQ42515 356
AQ42518 356
AQ42520 356
AQ43001 356
AQ43004 356
AQ43015 356
AQ43018 356
AQ43020 356
AQ43101 356
AQ43104 356
AQ43115 356
AQ43118 356
AQ43120 356
AQ43201 356
AQ43204 356
AQ43215 356
AQ43218 356
AQ43220 356
AQ43301 356
AQ43304 356
AQ43315 356
AQ43318 356
AQ43320 356
AQ43401 356
AQ43404 356
AQ43415 356
AQ43418 356
AQ43420 356
AQ43501 356
AQ43504 356
AQ43515 356
AQ43518 356
AQ43520 356
AQ43601 356
AQ43604 356
AQ43615 358
AQ43618 358
AQ43620 358
AQ43701 358
AQ43801 358
AQ44001 356
AQ44004 356
AQ44015 356
AQ44018 356
AQ44020 356
AQ44101 356
AQ44104 356
AQ44115 356
AQ44118 356
AQ44120 356
AQ44201 356
AQ44204 356
AQ44215 356
AQ44218 356
AQ44220 356
AQ44301 356
AQ44304 356
AQ44315 356
AQ44318 356
AQ44320 356
AQ44401 356
AQ44404 356
AQ44415 356
AQ44418 356
AQ44420 356
AQ44501 356
AQ44504 356
AQ44515 356
AQ44518 356
AQ44520 356
AQ45001 357
AQ45004 357
AQ45015 357
AQ45018 357
AQ45020 357
AQ45101 349
AQ45104 349
AQ45115 349
AQ45118 349
AQ45120 349
AQ45201 349
AQ45204 349
AQ45215 349
AQ45218 349
AQ45220 349
AQ45301 358
AQ45304 358
AQ45315 358
AQ45318 358
AQ45320 358
AQ46001 348
AQ46004 348
AQ46015 348
AQ46018 348
AQ46020 348
AQ46101 348
AQ46104 348
AQ46115 348
AQ46118 348
AQ46120 348
AQ46201 348
AQ46204 348
AQ46215 348
AQ46218 348
AQ46220 348
AQ46301 348
AQ46304 348
AQ46315 348
AQ46318 348
AQ46320 348
AQ46401 348
AQ46404 348
AQ46415 348
AQ46418 348
AQ46420 348
AQ46501 348
AQ46504 348
AQ46515 348
AQ46518 348
AQ46520 348
AQ46601 348
AQ46604 348
AQ46615 348
AQ46618 348
AQ46620 348
AQ47001 356
AQ47004 356
AQ47015 356
AQ47018 356
AQ47020 356
AQ47101 356
AQ47104 356
AQ47115 356
AQ47118 356
AQ47120 356
AQ47201 356
AQ47204 356
AQ47215 356
AQ47218 356
AQ47220 356
AQ47301 356
AQ47304 356
AQ47315 356
AQ47318 356
AQ47320 356
AQ47801 356
AQ47804 356
AQ47815 356
AQ47818 356
AQ47820 356
AQ47901 356
AQ47904 356
AQ47915 356
AQ47918 356
AQ47920 356
AQ48001 356
AQ48004 356
AQ48015 356
AQ48018 356
AQ48020 356
AQ48101 356
AQ48104 356
AQ48115 356
AQ48118 356
AQ48120 356
AQ48201 356
AQ48204 356
AQ48215 356
AQ48218 356
AQ48220 356
AQ48301 356
AQ48304 356
AQ48315 356
AQ48318 356
AQ48320 356
AQ48401 356
AQ48404 356
AQ48415 356
AQ48418 356
AQ48420 356
AQ48501 356
AQ48504 356
AQ48515 356
AQ48518 356
AQ48520 356
AQ48601 356
AQ48604 356
AQ48615 356
AQ48618 356
AQ48620 356
AQ48701 356
AQ48704 356
AQ48715 356
AQ48718 356
AQ48720 356
AQ49001 339
AQ49004 339
AQ49015 339
AQ49018 339
AQ49020 339
AQ49101 339
AQ49104 339
AQ49115 339
AQ49118 339
AQ49120 339
AQ49201 338
AQ49204 338
AQ49215 338
AQ49218 338
AQ49220 338
AQ49401 339
AQ49404 339
AQ49415 339
AQ49418 339
AQ49420 339
AQ50001 336
AQ50004 336
AQ50101 346
AQ50201 346
AQ50301 354
AQ50304 354
AQ50401 354
AQ50404 354
AQ50501 354
AQ50504 354
AQ50601 354
AQ50604 354
AQ50701 354
AQ50801 354
AQ50804 354
AQ50901 354
AQ50904 354
AQ51001 336
AQ51004 336
AQ51101 346
AQ51201 346
AQ51301 354
AQ51304 354
AQ51401 354
AQ51404 354
AQ51501 354
AQ51504 354
AQ51601 354
AQ51604 354
AQ51701 354
AQ51704 354
AQ52001 336
AQ52004 336
AQ52101 346
AQ52201 346
AQ52301 354
AQ52304 354
AQ52401 354
AQ52404 354
AQ52501 354
AQ52504 354
AQ52601 354
AQ52604 354
AQ52701 346
AQ52801 354
AQ52804 354
AQ52901 354
AQ52904 354
AQ53001 354
AQ53004 354
AQ53101 346
AQ53201 346
AQ53301 354
AQ53304 354
AQ53401 354
AQ53404 354
AQ53501 354
AQ53504 354
AQ53601 354
AQ53604 354
AQ53701 354
AQ53801 354
AQ53804 354
AQ53901 354
AQ53904 354
AQ54001 366
AQ54101 366
AQ54201 367
AQ54204 367
AQ54301 367
AQ54304 367
AQ54401 366
AQ54404 366
AQ54501 367
AQ54504 367
AQ55001 366
AQ55101 366
AQ55201 367
AQ55204 367
AQ55301 367
AQ55304 367
AQ55401 367
AQ55404 367
AQ55501 367
AQ55504 367
AQ59000 336
AQ59100 336
AQ59200 336
AQ59300 336
AQ59400 336
AQ60001 340
AQ60004 340
AQ60015 340
AQ60018 340
AQ60020 340
AQ60101 354
AQ60104 354
AQ60115 350
AQ60118 350
AQ60120 350
AQ60201 350
AQ60204 350
AQ60215 350
AQ60218 350
AQ60220 350
AQ60301 361
AQ60304 361
AQ60315 361
AQ60318 361
AQ60320 361
AQ60401 361
AQ60404 361
AQ60415 361
AQ60418 361
AQ60420 361
AQ60501 361
AQ60504 361
AQ60515 361
AQ60518 361
AQ60520 361
AQ60601 361
AQ60604 361
AQ60615 361
AQ60618 361
AQ60620 361
AQ60701 350
AQ60704 350
AQ60715 350
AQ60718 350
AQ60720 350
AQ60804 339
AQ60815 339
AQ60818 339
AQ60820 339
AQ60901 361
AQ60904 361
AQ60915 339
AQ60918 339
AQ60920 361
AQ61001 340
AQ61004 340
AQ61015 340
AQ61018 340
AQ61020 340
AQ61101 350
AQ61104 350
AQ61115 350
AQ61118 350
AQ61120 350
AQ61201 350
AQ61204 350
AQ61215 350
AQ61218 350
AQ61220 350
AQ61301 361
AQ61304 354
AQ61315 354
AQ61318 354
AQ61320 354
AQ61401 354
AQ61404 354
AQ61415 354
AQ61418 354
AQ61420 354
AQ61501 354
AQ61504 354
AQ61515 354
AQ61518 336
AQ61520 336
AQ61601 346
AQ61604 346
AQ61615 354
AQ61618 354
AQ61620 354
AQ61701 350
AQ61704 354
AQ61715 354
AQ61718 350
AQ61720 350
AQ61801 354
AQ61804 354
AQ61815 354
AQ61818 354
AQ61820 336
AQ61901 361
AQ61904 361
AQ61915 361
AQ61918 361
AQ61920 361
AQ62001 340
AQ62004 340
AQ62015 340
AQ62018 340
AQ62020 340
AQ62101 350
AQ62104 350
AQ62115 350
AQ62118 350
AQ62120 350
AQ62201 350
AQ62204 350
AQ62215 350
AQ62218 350
AQ62220 350
AQ62301 361
AQ62304 361
AQ62315 361
AQ62318 361
AQ62320 361
AQ62401 361
AQ62404 361
AQ62415 361
AQ62418 361
AQ62420 361
AQ62501 361
AQ62504 361
AQ62515 361
AQ62518 361
AQ62520 361
AQ62601 361
AQ62604 361
AQ62615 361
AQ62618 361
AQ62620 361
AQ62701 350
AQ62704 350
AQ62715 350
AQ62718 350
AQ62720 350
AQ62801 361
AQ62804 361
AQ62815 361
AQ62818 361
AQ62820 361
AQ62901 361
AQ62904 361
AQ62915 361
AQ62918 361
AQ62920 361
AQ63001 340
AQ63004 340
AQ63015 340
AQ63018 340
AQ63020 340
AQ63101 350
AQ63104 350
AQ63115 350
AQ63118 350
AQ63120 350
AQ63201 350
AQ63204 350
AQ63215 350
AQ63218 350
AQ63220 350
AQ63301 361
AQ63304 361
AQ63315 361
AQ63318 361
AQ63320 361
AQ63401 361
AQ63404 361
AQ63415 361
AQ63418 361
AQ63420 361
AQ63501 361
AQ63504 361
AQ63515 361
AQ63518 361
AQ63520 361
AQ63601 361
AQ63604 361
AQ63615 361
AQ63618 361
AQ63620 361
AQ63701 350
AQ63704 350
AQ63715 350
AQ63718 350
AQ63720 350
AQ63801 361
AQ63804 361
AQ63815 361
AQ63818 361
AQ63820 361
AQ63901 361
AQ63904 361
AQ63915 361
AQ63918 361
AQ63920 361
AQ64001 366
AQ64004 366
AQ64015 366
AQ64018 366
AQ64020 366
AQ64101 366
AQ64104 366
AQ64115 366
AQ64118 366
AQ64120 350
AQ64201 367
AQ64204 367
AQ64215 367
AQ64218 367
AQ64220 367
AQ64301 367
AQ64304 367
AQ64315 367
AQ64318 367
AQ64320 367
AQ64401 366
AQ64404 366
AQ64415 366
AQ64418 366
AQ64420 366
AQ64501 367
AQ64504 367
AQ64515 367
AQ64518 367
AQ64520 367
AQ65001 366
AQ65004 366
AQ65015 366
AQ65018 366
AQ65020 366
AQ65101 366
AQ65104 366
AQ65115 366
AQ65118 366
AQ65120 366
AQ65201 367
AQ65204 367
AQ65215 367
AQ65218 367
AQ65220 367
AQ65301 367
AQ65304 367
AQ65315 367
AQ65318 367
AQ65320 367
AQ65401 366
AQ65404 366
AQ65415 366
AQ65418 366
AQ65420 366
AQ65501 367
AQ65504 367
AQ65515 367
AQ65518 367
AQ65520 367
AQ70001 338
AQ70004 338
AQ70015 338
AQ70018 338
AQ70020 338
AQ70101 348
AQ70104 348
AQ70115 348
AQ70118 348
AQ70120 348
AQ70201 348
AQ70204 348
AQ70215 348
AQ70218 348
AQ70220 348
AQ70301 357
AQ70304 357
AQ70315 357
AQ70318 357
AQ70320 357
AQ70401 357
AQ70404 357
AQ70415 357
AQ70418 357
AQ70420 357
AQ70501 357
AQ70504 357
AQ70515 357
AQ70518 357
AQ70520 357
AQ70601 357
AQ70604 357
AQ70615 357
AQ70618 357
AQ70620 357
AQ70701 348
AQ70704 348
AQ70715 348
AQ70718 348
AQ70720 348
AQ70801 357
AQ70804 357
AQ70815 357
AQ70818 357
AQ70820 357
AQ70901 357
AQ70904 357
AQ70915 357
AQ70918 357
AQ70920 357
AQ71001 338
AQ71004 338
AQ71015 338
AQ71018 338
AQ71020 338
AQ71101 348
AQ71104 348
AQ71115 348
AQ71118 348
AQ71120 348
AQ71201 348
AQ71204 348
AQ71215 348
AQ71218 348
AQ71220 348
AQ71301 357
AQ71304 357
AQ71315 357
AQ71318 357
AQ71320 357
AQ71401 357
AQ71404 357
AQ71415 357
AQ71418 357
AQ71420 357
AQ71501 357
AQ71504 357
AQ71515 357
AQ71518 357
AQ71520 357
AQ71601 357
AQ71604 357
AQ71615 357
AQ71618 357
AQ71620 357
AQ71701 348
AQ71704 348
AQ71715 348
AQ71718 348
AQ71720 348
AQ71801 357
AQ71804 357
AQ71815 357
AQ71818 357
AQ71820 357
AQ71901 357
AQ71904 357
AQ71915 357
AQ71918 357
AQ71920 357
AQ72001 338
AQ72004 338
AQ72015 338
AQ72018 338
AQ72020 338
AQ72101 348
AQ72104 348
AQ72115 348
AQ72118 348
AQ72120 348
AQ72201 348
AQ72204 348
AQ72215 348
AQ72218 348
AQ72220 348
AQ72301 357
AQ72304 357
AQ72315 357
AQ72318 357
AQ72320 357
AQ72401 357
AQ72404 357
AQ72415 357
AQ72418 357
AQ72420 357
AQ72501 357
AQ72504 357
AQ72515 357
AQ72518 357
AQ72520 357
AQ72601 357
AQ72604 357
AQ72615 357
AQ72618 357
AQ72620 357
AQ72701 348
AQ72704 348
AQ72715 348
AQ72718 348
AQ72720 348
AQ72801 357
AQ72804 357
AQ72815 357
AQ72818 357
AQ72820 357
AQ72901 357
AQ72904 357
AQ72915 357
AQ72918 357
AQ72920 357
AQ73001 338
AQ73004 338
AQ73015 338
AQ73018 338
AQ73020 338
AQ73101 348
AQ73104 348
AQ73115 348
AQ73118 348
AQ73120 348
AQ73201 348
AQ73204 348
AQ73215 348
AQ73218 348
AQ73220 348
AQ73301 357
AQ73304 357
AQ73315 357
AQ73318 357
AQ73320 357
AQ73401 357
AQ73404 357
AQ73415 357
AQ73418 357
AQ73420 357
AQ73501 357
AQ73504 357
AQ73515 357
AQ73518 357
AQ73520 357
AQ73601 357
AQ73604 357
AQ73615 357
AQ73618 357
AQ73620 357
AQ73701 348
AQ73704 348
AQ73715 348
AQ73718 348
AQ73720 348
AQ73801 357
AQ73804 357
AQ73815 357
AQ73818 357
AQ73820 357
AQ73901 357
AQ73904 357
AQ73915 357
AQ73918 357
AQ73920 357
AQ74001 366
AQ74004 366
AQ74015 366
AQ74018 366
AQ74020 366
AQ74101 366
AQ74104 366
AQ74115 366
AQ74118 366
AQ74120 348
AQ74201 367
AQ74204 367
AQ74215 367
AQ74218 367
AQ74220 367
AQ74301 367
AQ74304 367
AQ74315 367
AQ74318 367
AQ74320 367
AQ74401 366
AQ74404 366
AQ74415 366
AQ74418 366
AQ74420 366
AQ74501 367
AQ74504 367
AQ74515 367
AQ74518 367
AQ74520 367
AQ74601 367
AQ74604 367
AQ74615 367
AQ74618 367
AQ74620 367
AQ74701 348
AQ74704 348
AQ74715 348
AQ74718 348
AQ74720 348
AQ74801 357
AQ74804 357
AQ74815 357
AQ74818 357
AQ74820 357
AQ74901 357
AQ74904 357
AQ74915 357
AQ74918 357
AQ74920 357
AQ75001 338
AQ75004 338
AQ75015 338
AQ75018 338
AQ75020 338
AQ75101 348
AQ75104 348
AQ75115 348
AQ75118 348
AQ75120 348
AQ75201 348
AQ75204 348
AQ75215 348
AQ75218 348
AQ75220 348
AQ75301 367
AQ75304 367
AQ75315 367
AQ75318 367
AQ75320 367
AQ75401 357
AQ75404 357
AQ75415 357
AQ75418 357
AQ75420 367
AQ75501 357
AQ75504 357
AQ75515 357
AQ75518 367
AQ75520 367
AQ75601 357
AQ75604 357
AQ75615 357
AQ75618 357
AQ75620 357
AQ75701 348
AQ75704 348
AQ75715 348
AQ75718 348
AQ75720 348
AQ75801 357
AQ75804 357
AQ75815 357
AQ75818 357
AQ75820 357
AQ75901 357
AQ75904 357
AQ75915 357
AQ75918 357
AQ75920 357
AQ76001 357
AQ76004 357
AQ76015 357
AQ76018 357
AQ76020 357
AQ76101 357
AQ76104 357
AQ76115 357
AQ76118 357
AQ76120 357
AQ76201 357
AQ76204 357
AQ76215 357
AQ76218 357
AQ76220 357
AQ76301 357
AQ76304 357
AQ76315 357
AQ76318 357
AQ76320 357
AQ76401 357
AQ76404 357
AQ76415 357
AQ76418 357
AQ76420 357
AQ76501 357
AQ76504 357
AQ76515 357
AQ76518 357
AQ76520 357
AQ76601 357
AQ76604 357
AQ76615 357
AQ76618 357
AQ76620 357
AQ76701 348
AQ76704 348
AQ76715 348
AQ76718 348
AQ76720 348
AQ76801 357
AQ76804 357
AQ76815 357
AQ76818 357
AQ76820 357
AQ76901 357
AQ76904 357
AQ76915 357
AQ76918 357
AQ76920 357
AQ77001 338
AQ77004 338
AQ77015 338
AQ77018 338
AQ77020 338
AQ77101 348
AQ77104 348
AQ77115 348
AQ77118 348
AQ77120 348
AQ77201 348
AQ77204 348
AQ77215 348
AQ77218 348
AQ77220 348
AQ77301 357
AQ77304 357
AQ77315 357
AQ77318 357
AQ77320 357
AQ77401 357
AQ77404 357
AQ77415 357
AQ77418 357
AQ77420 357
AQ77501 357
AQ77504 357
AQ77515 357
AQ77518 357
AQ77520 357
AQ77601 357
AQ77604 357
AQ77615 357
AQ77618 357
AQ77620 357
AQ77701 348
AQ77704 348
AQ77715 348
AQ77718 348
AQ77720 348
AQ77801 357
AQ77804 357
AQ77815 357
AQ77818 357
AQ77820 357
AQ77901 357
AQ77904 357
AQ77915 357
AQ77918 357
AQ77920 357
AQ78001 338
AQ78004 338
AQ78015 338
AQ78018 338
AQ78020 338
AQ78101 348
AQ78104 348
AQ78115 348
AQ78118 348
AQ78120 348
AQ78201 348
AQ78204 348
AQ78215 348
AQ78218 348
AQ78220 348
AQ78301 357
AQ78304 357
AQ78315 357
AQ78318 357
AQ78320 357
AQ78401 357
AQ78404 357
AQ78415 357
AQ78418 357
AQ78420 357
AQ78501 357
AQ78504 357
AQ78515 357
AQ78518 357
AQ78520 357
AQ78601 357
AQ78604 357
AQ78615 357
AQ78618 357
AQ78620 357
AQ78701 348
AQ78704 348
AQ78715 348
AQ78718 348
AQ78720 348
AQ78801 357
AQ78804 357
AQ78815 357
AQ78818 357
AQ78820 357
AQ78901 357
AQ78904 357
AQ78915 357
AQ78918 357
AQ78920 357
AQ79001 357
AQ79004 357
AQ79015 357
AQ79018 357
AQ79020 357
AQ79101 348
AQ79104 348
AQ79115 348
AQ79118 348
AQ79120 348
AQ79201 348
AQ79204 348
AQ79215 348
AQ79218 348
AQ79220 348
AQ79301 357
AQ79304 357
AQ79315 357
AQ79318 357
AQ79320 357
AQ79401 357
AQ79404 357
AQ79415 357
AQ79418 357
AQ79420 357
AQ79501 357
AQ79504 357
AQ79515 357
AQ79518 357
AQ79520 357
AQ79601 357
AQ79604 357
AQ79615 357
AQ79618 357
AQ79620 357
AQ79701 348
AQ79704 348
AQ79715 348
AQ79718 348
AQ79720 348
AQ79801 357
AQ79804 357
AQ79815 357
AQ79818 357
AQ79820 357
AQ79901 357
AQ79904 357
AQ79915 357
AQ79918 357
AQ79920 357
AQ80001 357
AQ80004 357
AQ80015 357
AQ80018 357
AQ80020 357
AQ80101 348
AQ80104 348
AQ80115 348
AQ80118 348
AQ80120 348
AQ80201 348
AQ80204 348
AQ80215 348
AQ80218 348
AQ80220 348
AQ80301 357
AQ80304 357
AQ80315 357
AQ80318 357
AQ80320 357
AQ80401 357
AQ80404 357
AQ80415 357
AQ80418 357
AQ80420 357
AQ80501 357
AQ80504 357
AQ80515 357
AQ80518 357
AQ80520 357
AQ80601 357
AQ80604 357
AQ80615 357
AQ80618 357
AQ80620 357
AQ80701 348
AQ80704 348
AQ80715 348
AQ80718 348
AQ80720 348
AQ80801 357
AQ80804 357
AQ80815 357
AQ80818 357
AQ80820 357
AQ80901 357
AQ80904 357
AQ80915 357
AQ80918 357
AQ80920 357
AQ81001 357
AQ81004 357
AQ81015 357
AQ81018 357
AQ81020 357
AQ81101 348
AQ81104 348
AQ81115 348
AQ81118 348
AQ81120 348
AQ81201 348
AQ81204 348
AQ81215 348
AQ81218 348
AQ81220 348
AQ81301 357
AQ81304 357
AQ81315 357
AQ81318 357
AQ81320 357
AQ81401 357
AQ81404 357
AQ81415 357
AQ81418 357
AQ81420 357
AQ81501 357
AQ81504 357
AQ81515 357
AQ81518 357
AQ81520 357
AQ81601 357
AQ81604 357
AQ81615 357
AQ81618 357
AQ81620 357
AQ81701 348
AQ81704 348
AQ81715 348
AQ81718 348
AQ81720 348
AQ81801 357
AQ81804 357
AQ81815 357
AQ81818 357
AQ81820 357
AQ81901 357
AQ81904 357
AQ81915 357
AQ81918 357
AQ81920 357
AQ82001 357
AQ82004 357
AQ82015 357
AQ82018 357
AQ82020 357
AQ82101 348
AQ82104 348
AQ82115 348
AQ82118 348
AQ82120 348
AQ82201 348
AQ82204 348
AQ82215 348
AQ82218 348
AQ82220 348
AQ82301 357
AQ82304 357
AQ82315 357
AQ82318 357
AQ82320 357
AQ82401 357
AQ82404 357
AQ82415 357
AQ82418 357
AQ82420 357
AQ82501 357
AQ82504 357
AQ82515 357
AQ82518 357
AQ82520 357
AQ82601 357
AQ82604 357
AQ82615 357
AQ82618 357
AQ82620 357
AQ82701 348
AQ82704 348
AQ82715 348
AQ82718 348
AQ82720 348
AQ82801 357
AQ82804 357
AQ82815 357
AQ82818 357
AQ82820 357
AQ82901 357
AQ82904 357
AQ82915 357
AQ82918 357
AQ82920 357
AQ83001 357
AQ83004 357
AQ83015 357
AQ83018 357
AQ83020 357
AQ83101 348
AQ83104 348
AQ83115 348
AQ83118 348
AQ83120 348
AQ83201 348
AQ83204 348
AQ83215 348
AQ83218 348
AQ83220 348
AQ83301 357
AQ83304 357
AQ83315 357
AQ83318 357
AQ83320 357
AQ83401 357
AQ83404 357
AQ83415 357
AQ83418 357
AQ83420 357
AQ83501 357
AQ83504 357
AQ83515 357
AQ83518 357
AQ83520 357
AQ83601 357
AQ83604 357
AQ83615 357
AQ83618 357
AQ83620 357
AQ83701 348
AQ83704 348
AQ83715 348
AQ83718 348
AQ83720 348
AQ83801 357
AQ83804 357
AQ83815 357
AQ83818 357
AQ83820 357
AQ83901 357
AQ83904 357
AQ83915 357
AQ83918 357
AQ83920 357
AQ84001 357
AQ84004 357
AQ84015 357
AQ84018 357
AQ84020 357
AQ84101 348
AQ84104 348
AQ84115 348
AQ84118 348
AQ84120 348
AQ84201 348
AQ84204 348
AQ84215 348
AQ84218 348
AQ84220 348
AQ84301 357
AQ84304 357
AQ84315 357
AQ84318 357
AQ84320 357
AQ84401 357
AQ84404 357
AQ84415 357
AQ84418 357
AQ84420 357
AQ84501 357
AQ84504 357
AQ84515 357
AQ84518 357
AQ84520 357
AQ84601 357
AQ84604 357
AQ84615 357
AQ84618 357
AQ84620 357
AQ84701 348
AQ84704 348
AQ84715 348
AQ84718 348
AQ84720 348
AQ84801 357
AQ84804 357
AQ84815 357
AQ84818 357
AQ84820 357
AQ84901 357
AQ84904 357
AQ84915 357
AQ84918 357
AQ84920 357
AQ85001 357
AQ85004 357
AQ85015 357
AQ85018 357
AQ85020 357
AQ85101 348
AQ85104 348
AQ85115 348
AQ85118 348
AQ85120 348
AQ85201 348
AQ85204 348
AQ85215 348
AQ85218 348
AQ85220 348
AQ85301 357
AQ85304 357
AQ85315 357
AQ85318 357
AQ85320 357
AQ85401 357
AQ85404 357
AQ85415 357
AQ85418 357
AQ85420 357
AQ85501 357
AQ85504 357
AQ85515 357
AQ85518 357
AQ85520 357
AQ85601 357
AQ85604 357
AQ85615 357
AQ85618 357
AQ85620 357
AQ85701 348
AQ85704 348
AQ85715 348
AQ85718 348
AQ85720 348
AQ85801 357
AQ85804 357
AQ85815 357
AQ85818 357
AQ85820 357
AQ85901 357
AQ85904 357
AQ85915 357
AQ85918 357
AQ85920 357
AQ86001 357
AQ86004 357
AQ86015 357
AQ86018 357
AQ86020 357
AQ86101 348
AQ86104 348
AQ86115 348
AQ86118 348
AQ86120 348
AQ86201 348
AQ86204 348
AQ86215 348
AQ86218 348
AQ86220 348
AQ86301 357
AQ86304 357
AQ86315 357
AQ86318 357
AQ86320 357
AQ86401 357
AQ86404 357
AQ86415 357
AQ86418 357
AQ86420 357
AQ86501 357
AQ86504 357
AQ86515 357
AQ86518 357
AQ86520 357
AQ86601 357
AQ86604 357
AQ86615 357
AQ86618 357
AQ86620 357
AQ86701 348
AQ86704 348
AQ86715 348
AQ86718 348
AQ86720 348
AQ86801 357
AQ86804 357
AQ86815 357
AQ86818 357
AQ86820 357
AQ86901 357
AQ86904 357
AQ86915 357
AQ86918 357
AQ86920 357
AQ87001 357
AQ87004 357
AQ87015 357
AQ87018 357
AQ87020 357
AQ87101 348
AQ87104 348
AQ87115 348
AQ87118 348
AQ87120 348
AQ87201 348
AQ87204 348
AQ87215 348
AQ87218 348
AQ87220 348
AQ87301 357
AQ87304 357
AQ87315 357
AQ87318 357
AQ87320 357
AQ87401 357
AQ87404 357
AQ87415 357
AQ87418 357
AQ87420 357
AQ87501 357
AQ87504 357
AQ87515 357
AQ87518 357
AQ87520 357
AQ87601 357
AQ87604 357
AQ87615 357
AQ87618 357
AQ87620 357
AQ87701 348
AQ87704 348
AQ87715 348
AQ87718 348
AQ87720 348
AQ87801 357
AQ87804 357
AQ87815 357
AQ87818 357
AQ87820 357
AQ87901 357
AQ87904 357
AQ87915 357
AQ87918 357
AQ87920 357
AQ88001 357
AQ88004 357
AQ88015 357
AQ88018 357
AQ88020 357
AQ88101 348
AQ88104 348
AQ88115 348
AQ88118 348
AQ88120 348
AQ88201 348
AQ88204 348
AQ88215 348
AQ88218 348
AQ88220 348
AQ88301 357
AQ88304 357
AQ88315 357
AQ88318 357
AQ88320 357
AQ88401 357
AQ88404 357
AQ88415 357
AQ88418 357
AQ88420 357
AQ88501 357
AQ88504 357
AQ88515 357
AQ88518 357
AQ88520 357
AQ88601 357
AQ88604 357
AQ88615 357
AQ88618 357
AQ88620 357
AQ88701 348
AQ88704 348
AQ88715 348
AQ88718 348
AQ88720 348
AQ88801 357
AQ88804 357
AQ88815 357
AQ88818 357
AQ88820 357
AQ88901 357
AQ88904 357
AQ88915 357
AQ88918 357
AQ88920 357
AQ89001 357
AQ89004 357
AQ89015 357
AQ89018 357
AQ89020 357
AQ89101 348
AQ89104 348
AQ89115 348
AQ89118 348
AQ89120 348
AQ89201 348
AQ89204 348
AQ89215 348
AQ89218 348
AQ89220 348
AQ89301 357
AQ89304 357
AQ89315 357
AQ89318 357
AQ89320 357
AQ89401 357
AQ89404 357
AQ89415 357
AQ89418 357
AQ89420 357
AQ89501 357
AQ89504 357
AQ89515 357
AQ89518 357
AQ89520 357
AQ89601 357
AQ89604 357
AQ89615 357
AQ89618 357
AQ89620 357
AQ89701 348
AQ89704 348
AQ89715 348
AQ89718 348
AQ89720 348
AQ89801 357
AQ89804 357
AQ89815 357
AQ89818 357
AQ89820 357
AQ89901 357
AQ89904 357
AQ89915 357
AQ89918 357
AQ89920 357
AQ90001 357
AQ90004 357
AQ90015 357
AQ90018 357
AQ90020 357
AQ90101 348
AQ90104 348
AQ90115 348
AQ90118 348
AQ90120 348
AQ90201 348
AQ90204 348
AQ90215 348
AQ90218 348
AQ90220 348
AQ90301 357
AQ90304 357
AQ90315 357
AQ90318 357
AQ90320 357
AQ90401 357
AQ90404 357
AQ90415 357
AQ90418 357
AQ90420 357
AQ90501 357
AQ90504 357
AQ90515 357
AQ90518 357
AQ90520 357
AQ90601 357
AQ90604 357
AQ90615 357
AQ90618 357
AQ90620 357
AQ90701 348
AQ90704 348
AQ90715 348
AQ90718 348
AQ90720 348
AQ90801 357
AQ90804 357
AQ90815 357
AQ90818 357
AQ90820 357
AQ90901 357
AQ90904 357
AQ90915 357
AQ90918 357
AQ90920 357
AQ91001 357
AQ91004 357
AQ91015 357
AQ91018 357
AQ91020 357
AQ91101 348
AQ91104 348
AQ91115 348
AQ91118 348
AQ91120 348
AQ91201 348
AQ91204 348
AQ91215 348
AQ91218 348
AQ91220 348
AQ91301 357
AQ91304 357
AQ91315 357
AQ91318 357
AQ91320 357
AQ91401 357
AQ91404 357
AQ91415 357
AQ91418 357
AQ91420 357
AQ91501 357
AQ91504 357
AQ91515 357
AQ91518 357
AQ91520 357
AQ91601 357
AQ91604 357
AQ91615 357
AQ91618 357
AQ91620 357
AQ91701 348
AQ91704 348
AQ91715 348
AQ91718 348
AQ91720 348
AQ91801 357
AQ91804 357
AQ91815 357
AQ91818 357
AQ91820 357
AQ91901 357
AQ91904 357
AQ91915 357
AQ91918 357
AQ91920 357
AQ92001 357
AQ92004 357
AQ92015 357
AQ92018 357
AQ92020 357
AQ92101 348
AQ92104 348
AQ92115 348
AQ92118 348
AQ92120 348
AQ92201 348
AQ92204 348
AQ92215 348
AQ92218 348
AQ92220 348
AQ92301 357
AQ92304 357
AQ92315 357
AQ92318 357
AQ92320 357
AQ92401 357
AQ92404 357
AQ92415 357
AQ92418 357
AQ92420 357
AQ92501 357
AQ92504 357
AQ92515 357
AQ92518 357
AQ92520 357
AQ92601 357
AQ92604 357
AQ92615 357
AQ92618 357
AQ92620 357
AQ92701 348
AQ92704 348
AQ

↪ CODES INDEX

DGI2700F09 135
DGI2700F10 135
DGI2700G09 135
DGI2700G10 135
DGI2700H09 135
DGI2700H10 135
DV1001 211
DV1002 211
DV1003 215
DV1004 211
DV1005 211
DV1006 211
DV1007 211
DV1009 221
DV1011 279
DV1012 279
DV1013 279
DV1014 279
DV1015 269
DV1016 269
DV1017 269
DV1022 396
DV1023 396
DV1024 396
DV1026 396
DV1027 396
DV1028 396
DV1029 396
DV1030 75
DV1031 75
DV1032 221
DV1033 221
DV1034 591
DV1035 591
DV1035APP 591
DV1036 591
DV1036APP 591
DV1039 808
DV1040 845
DV1041 804
DV1042 293
DV1043 893
DV1044 949
DV1045 949
DV1046 843
DV1047 711
DV1048 221
DV1049 603
DV1055 711
DV1056 711
DV1057 711
DV10941 293
DV3001 804
DV3002 293
DV3003 293
DV3004 845
DV5004 843
L170020 196
L170021 196
L170030 196
L170031 196
L170070 196
L170071 196
L170120 196
L170121 196
L170130 196
L170131 196
L170170 196
L170171 196
L170220 196
L170221 196
L170230 196
L170231 196
L172021 197
L172030 197
L172031 197
L172221 197
L172231 197
L172620 198
L172621 198
L172720 198
L172721 198
L172820 198
L172821 198
L172920 198
L172921 198
L173320 198
L173400 198
L173420 198
L173430 197
L173430 198
L176000 196
L176100 196
L176200 196
L176320 90
L176330 196
L176370 197
L176420 198
L176421 198
L176520 198
L176521 198
M017300 288
M017400 288
M018910 660
M018920 660
M018930 660
M018940 660
M018960 664
M019110 664
M019120 664
M019130 664
M019140 664
M019160 664
M020210 654
M020220 654
M020230 654
M020240 654
M028504 184
M028604 184
M028704 184
M028804 184
M029004 184
M029100 184
M029200 184
M029300 184
M029400 184
M029500 184
M029600 184
M031500 523
M031600 523
M032500 523
M036800 523
M036211 528
M036216 528
M036221 528
M036226 528
M036311 528
M036316 528
M036321 528
M036326 528
M036411 528
M036416 528
M036421 528
M036426 528
M036511 528
M036516 528
M036521 528
M036526 528
M036N10 528
M036N11 528
M036N20 528
M036N21 528
M036N22 528
M036N26 528
M036W10 528
M036W11 528
M036W16 528
M036W20 528
M036W21 528
M036W26 528
M038200 288
M038205 288
M038300 288
M038305 288
M038500 288
M038505 288
M038700 288
M038705 288
M047900 288
M056807 124
M0569N81 122
M0569N83 122
M0569W81 122
M0569W83 122
M057080 124
M057381 118
M057383 118
M057481 118
M057483 118
M057503 118
M057600 119
M057810 119
M059910 71
M060120 539
M060121 539
M060220 539
M060221 539
M060951 539
M0671N81 122
M0671W81 122
M0672N81 118
M0672W81 118
M0676N81 122
M0676W81 122
M0677N81 118
M0677W81 118
M073240 456
M074600 261
M075000 456
M075100 456
M076100 456
M076200 261
M076300 261
M076400 261
M076500 261
M076600 261
M077401 282
M077502 282
M077600 283
M078400 169
M078700 169
M078800 169
M078900 169
M079000 169
M079200 269
M079299 153
M079300 153
M080018 288
M080028 288
M080038 288
M080535 92
M080545 91
M081717 91
M081737 91
M082617 91
M082637 91
M082717 91
M082737 91
M082817 90
M082837 90
M082917 92
M082937 92
M083017 90
M083037 90
M083117 92
M083137 92
M083217 92
M083237 92
M083317 92
M083337 92
M083417 92
M083437 92
M083517 92
M083537 92
M083617 92
M083637 92
M083717 92
M083737 92
M083817 90
M083837 90
M083917 90
M083937 90
M084017 90
M084037 90
M084117 90
M084137 90
M084217 90
M084237 90
M084317 90
M084337 90
M084417 90
M084437 90
M084517 90
M084537 90
M084617 90
M084637 90
M084717 90
M084737 90
M084817 90
M084837 90
M084917 90
M084937 90
M085017 90
M085037 90
M085117 90
M085137 90
M085217 90
M085237 90
M085317 90
M085337 90
M085417 90
M085437 90
M085517 90
M085537 90
M085617 90
M085637 90
M085717 90
M085737 90
M085817 90
M085837 90
M085917 90
M085937 90
M086017 90
M086037 90
M086117 90
M086137 90
M086217 90
M086237 90
M086317 90
M086337 90
M086417 90
M086437 90
M086517 90
M086537 90
M086617 90
M086637 90
M086717 90
M086737 90
M086817 90
M086837 90
M086917 90
M086937 90
M087017 90
M087037 90
M087117 90
M087137 90
M087217 90
M087237 90
M087317 90
M087337 90
M087417 90
M087437 90
M087517 90
M087537 90
M087617 90
M087637 90
M087717 90
M087737 90
M087817 90
M087837 90
M087917 90
M087937 90
M088017 90
M088037 90
M088117 90
M088137 90
M088217 90
M088237 90
M088317 90
M088337 90
M088417 90
M088437 90
M088517 90
M088537 90
M088617 90
M088637 90
M088717 90
M088737 90
M088817 90
M088837 90
M088917 90
M088937 90
M089017 90
M089037 90
M089117 90
M089137 90
M089217 90
M089237 90
M089317 90
M089337 90
M089417 90
M089437 90
M089517 90
M089537 90
M089617 90
M089637 90
M089717 90
M089737 90
M089817 90
M089837 90
M089917 90
M089937 90
M090017 90
M090037 90
M090117 90
M090137 90
M090217 90
M090237 90
M090317 90
M090337 90
M090417 90
M090437 90
M090517 90
M090537 90
M090617 90
M090637 90
M090717 90
M090737 90
M090817 90
M090837 90
M090917 90
M090937 90
M091017 90
M091037 90
M091117 90
M091137 90
M091217 90
M091237 90
M091317 90
M091337 90
M091417 90
M091437 90
M091517 90
M091537 90
M091617 90
M091637 90
M091717 90
M091737 90
M205160 423
M205190 423
M206310 423
M206360 423
M206370 423
M206380 423
M206390 423
M207300 424
M207400 424
M207560 429
M207660 428
M207800 428
M209600 429
M209661 664
M209711 664
M209721 664
M209731 664
M209741 664
M209761 664
M209811 664
M209821 664
M209831 664
M209841 664
M209861 664
M209911 664
M209921 664
M209931 664
M209941 664
M209961 664
M210011 655
M250021 655
M250031 655
M250041 655
M250111 655
M250121 655
M250131 655
M250141 655
M250211 655
M250221 655
M250231 655
M250241 655
M250311 655
M250321 655
M250331 655
M250341 654
M250411 654
M250421 654
M250431 654
M250441 654
M250511 654
M250521 654
M250531 654
M250541 654
M250611 654
M250621 654
M250631 654
M250641 654
M250711 654
M250721 654
M250731 654
M250741 654
M250811 665
M250821 665
M250831 665
M250841 665
M250861 665
M250911 665
M250921 665
M250931 665
M250941 665
M250961 665
M251020 232
M251025 232
M251220 232
M251225 232
M251420 232
M251610 232
M251615 232
M251620 232
M251660 232
M251665 232
M251810 232
M251815 232
M251820 232
M251825 232
M251860 232
M251865 232
M252010 232
M252015 232
M252020 232
M252025 232
M252060 232
M252065 232
M252200 232
M252205 232
M252400 232
M252405 232
M252600 232
M252605 232
M252800 232
M252805 232
M253000 232
M253005 232
M253200 232
M253205 232
M253420 233
M253425 233
M253620 233
M253625 233
M253820 233
M253825 233
M254010 233
M254015 233
M254020 233
M254025 233
M254060 233
M254065 233
M254210 233
M254215 233
M254220 233
M254225 233
M254260 233
M254265 233
M254460 233
M254465 233
M254600 233
M254605 233
M254800 233
M254805 233
M255000 233
M255005 233
M255200 233
M255205 233
M255400 233
M255405 233
M255600 233
M255605 233
M255820 236
M255825 236
M255860 236
M255865 236
M256020 236
M256025 236
M256060 236
M256065 236
M256220 236
M256225 236
M256260 236
M256420 236
M256425 236
M256460 236
M256465 236
M256600 236
M256605 236
M256660 236
M256665 236
M257000 237
M257005 237
M257200 237
M257205 237
M257400 237
M257405 237
M257600 237
M257605 237
M257800 237
M257805 237
M258220 236
M258225 236
M258260 236
M258265 236
M258420 236
M258425 236
M258460 236
M258465 236
M258620 236
M258625 236
M258660 236
M258665 236
M258820 236
M258825 236
M258860 236
M258865 236
M259020 236
M259025 236
M259060 236
M259065 236
M259400 237
M259405 237
M259600 237
M259605 237
M259800 237
M259805 237
M260005 237
M260065 237
M260205 237
M260265 238
M260625 238
M260665 238
M260825 238
M260860 238
M260865 238
M261020 238
M261025 238
M261065 238
M261165 238
M261620 238
M261625 238
M261660 238
M261665 238
M261820 238
M261825 238
M261860 238
M261865 238
M262000 239
M262005 239
M262200 239
M262205 239
M262400 239
M262405 239
M262600 239
M262605 239
M262800 239
M262805 239
M263000 239
M263005 239
M263200 239
M263205 239
M263400 239
M263405 239
M263600 239
M263605 239
M263800 239
M263805 239
M264020 239
M264025 239
M264060 238
M264065 239
M264200 239
M264205 239
M264400 239
M264405 239
M264600 239
M264605 239
M264800 239
M264805 239
M265000 239
M265005 239
M273400 237
M273500 237
M273610 233
M273615 233
M273620 233
M273625 233
M273810 233
M273815 233
M273820 233
M273825 233
M274010 233
M274015 233
M274020 233
M274025 233
M274200 233
M274205 233
M274400 233
M274405 233
M274600 233
M274605 233
M274800 239
M274805 239
M274900 239
M275615 168
M275625 168
M275715 168
M275725 168
M276015 168
M276025 168
M276115 168
M276125 168
M276215 169
M276225 169
M276315 169
M276325 169
M276415 169
M276425 169
M276515 169
M276525 169
M276610 232
M276615 232
M276620 232
M276625 232
M276810 232
M276815 232
M277820 232
M277825 232
M278810 232
M278815 232
M278820 232
M278825 232
M279010 232
M279015 232
M279020 232
M279025 232
M279200 232
M279205 232
M279400 232
M279405 232
M279600 232
M279605 232
M279800 232
M279805 232
M280900 167
M281000 167
M281735 124
M281745 124
M281755 124
M281907 168
M282007 71
M282100 71
M282235 169
M282307 169
M282407 166
M282710 166
M282720 166
M282730 166
M282750 166
M282810 166
M282820 166
M282830 166
M282850 166
M282910 166
M282920 166
M282930 166
M282950 166
M283110 166
M283120 166
M283130 166
M283150 166
M283210 166
M283220 166
M283230 166
M283250 166
M283310 166
M283320 166
M283330 166
M283350 166
M284110 167
M284120 167
M284210 167
M284220 167
M284310 167
M284320 167
M284410 167
M284420 167
M284510 167
M284520 167
M284610 167
M284620 167
M284710 167
M284720 167
M285007 168
M285107 168
M285307 169
M2882N00 424
M2882N01 424
M2882W00 424
M2882W01 424
M2883N00 424
M2883N01 424
M2883W00 424
M2883W01 424
M2884N00 424
M2884N01 424
M2884W00 424
M2884W01 424
M2885N00 424
M2885N01 424
M2885W00 424
M2885W01 424
M2910N20 426
M2910N21 426
M2910W20 426
M2910W21 426
M2911N20 426
M2911N21 426
M2911W20 426
M2911W21 426
M2912N20 426
M2912N21 426
M2912W20 426
M2912W21 426
M2913N20 426
M2913N21 426
M2913W20 426
M2913W21 426
M2914N20 426
M2914N21 426
M2914W20 426
M2914W21 426
M2915N20 426
M2915N21 426
M2915W20 426
M2915W21 426
M293410 422
M293420 422
M293490 422
M293510 422
M293520 422
M293590 422
M293610 422
M293620 422
M293690 422
M293710 422
M293720 422
M293790 422
M293810 422
M293820 422
M293890 422
M293910 422
M293920 422
M293990 422
M294010 422
M294020 422
M294090 422
M294110 430
M294111 430
M294120 430
M294121 430
M294210 430
M294220 430
M294221 430
M2943N10 430
M2943N11 430
M2943N20 430
M2943N21 430
M2943W10 430
M2943W11 430
M2943W20 430
M2943W21 430
M2944N10 430
M2944N11 430
M2944N20 430
M2944N21 430
M2944W10 430
M2944W11 430
M2944W20 430
M2944W21 430
M2945N00 428
M2945N01 428
M2945W00 428
M2945W01 428
M2990 443
M2991 443
M3000N61 515
M3000W61 515
M3001N61 512
M3001W61 512
M3002N61 515
M3002W61 515
M3003N61 512
M3003W61 512
M3004N61 512
M3004W61 512
M300591 124
M300691 124
M300791 124
M300891 124
M300990 513
M301000 513
M301010 513
M301020 513
M301030 513
M301040 513
M301050 513
M301060 513
M301110 513
M301120 513
M301130 513
M301140 513
M301150 513
M301200 513
M301210 513
M301220 513
M301230 513
M301240 513
M301250 513
M301300 513
M301310 513
M301320 513
M301330 513
M301340 513
M301350 513
M301400 513
M301410 513
M301420 513
M301430 513
M301440 513
M301450 513
M301460 513
M301470 513
M301500 513
M301600 515
M301610 515
M301620 515
M301630 515
M301640 515
M301650 515
M3050N21 520
M3050W21 520
M3051N21 520
M3051W21 520
M305221 520
M305321 520
M305421 520
M305521 520
M305621 520
M305721 520
M305821 520
M305921 520
M3100N21 558
M3100W21 558
M3100W51 558
M3100W91 558
M3101N21 558
M3101N51 558
M3101N91 558
M3101W21 558
M3101W51 558
M3101W91 558
M3102N21 558
M3102W21 558
M3102W51 558
M3102W91 558
M3103N21 558
M3103W21 558
M3103W51 558
M3103W91 558
M310820 558
M310850 558
M310890 558
M310920 558
M310950 558
M310990 558
M3160FLW10 877
M3160FLW20 877
M3160WFLW10 877
M3160WFLW20 877
M323320 238
M323325 238
M323360 238
M323365 238
M323420 238
M323425 238
M323460 238
M323465 238
M323520 238
M323525 238
M323560 238
M323565 238
M323620 238
M323625 238
M323660 238
M323665 238
M323820 238
M323825 238
M323860 238
M323865 238
M323900 239
M323905 239
M323910 239
M323915 239
M323920 239
M323925 239
M324000 239
M324005 239
M324010 239
M324015 239
M324020 239
M324025 239
M324060 238
M324065 238
M324200 239
M324205 239
M324210 239
M324215 239
M324220 239
M324225 239
M324260 239
M324265 239
M324400 239
M324405 239
M324410 239
M324415 239
M324420 239
M324425 239
M324460 239
M324465 239
M324600 239
M324605 239
M324610 239
M324615 239
M324620 239
M324625 239
M324660 239
M324665 239
M325020 238
M325025 238
M325060 238
M325065 238
M325200 239
M325205 239
M325300 239
M325305 239
M325400 239
M325405 239
M325500 239
M325505 239
M325720 232
M325725 232
M325820 232
M325825 232
M325920 232
M325925 232
M326010 232
M326015 232
M326020 232
M326025 232
M326060 232
M326065 232
M326110 232
M326115 232
M326120 232
M326125 232
M326160 232
M326165 232
M326210 232
M326215 232
M326220 232
M326225 232
M326260 232
M326265 232
M326300 232
M326305 232
M326400 232
M326405 232
M326500 232
M326505 232
M326600 232
M326605 232
M326700 232
M326705 232
M326800 232
M326805 232
M326920 233
M326925 233
M327020 233
M327025 233
M327120 233
M327125 233
M327210 233
M327215 233
M327220 233
M327225 233
M327260 233
M327265 233
M327315 233
M327320 233
M327325 233
M327360 233
M327365 233
M327410 233
M327415 233
M327420 233
M327425 233
M327460 233
M327465 233
M327500 233
M327505 233
M327600 233
M327605 233
M327700 233
M327705 233
M327800 233
M327805 233
M327900 233
M327905 233
M328120 236
M328125 236
M328160 236
M328165 236
M328220 236
M328225 236
M328260 236
M328265 236
M328320 236
M328325 236
M328360 236
M328365 236
M328420 236
M328425 236
M328460 236
M328465 236
M328520 236
M328525 236
M328560 236
M328565 236
M328700 237
M328705 237
M328800 237
M328805 237
M328900 237
M328905 237
M329000 237
M329005 237
M329100 237
M329105 237
M329200 237
M329205 237
M329300 236
M329305 236
M329360 236
M329365 236
M329420 236
M329425 236
M329460 236
M329465 236
M329520 236
M329525 236
M329560 236
M329565 236
M329620 236
M329625 236
M329660 236
M329665 236
M329720 236
M329725 236
M329760 236
M329765 236
M329900 237
M329905 237
M329960 237
M330005 237
M330100 237
M330105 237
M330200 237
M330300 237
M330305 237
M330310 233
M330520 233
M330525 233
M330610 233
M330615 233
M330620 233
M330625 233
M330710 233
M330715 233
M330720 233
M330725 233
M330800 233
M330805 233
M330900 233
M330905 233
M331000 233
M331005 233
M331110 232
M331115 232
M331120 232
M331125 232
M331210 232
M331215 232
M331220 232
M331225 232
M331310 232
M331315 232
M331320 232
M331325 232
M331400 232
M331405 232
M331500 232
M331505 232
M331600 232
M331605 232
M47905 288
M956807 71
NL10941 295
NL12150 843
NL17032VTK0 893
NL17032VTK1 893
NL17034VTK0 893
NL17034VTK1 893
NL17036 893
NL1708410K002 293
NL1708410K003 293
NL1708410K006 293
NL1708425K002 293
NL1708425K003 293
NL1708425K006 293
NL1708510K002 293
NL1708510K003 293
NL1708510K006 293
NL1708525K002 293
NL1708525K003 293
NL1708525K006 293
NL1708610K002 293
NL1708610K003 293
NL1708610K006 293
NL1708625K002 293
NL1708625K003 293
NL1708625K006 293
NL1709010K0 295
NL1709210K0 295
NL17092K0 295
NL1732010K0 891
NL1732025K0 891
NL1732025K002 891
NL1732110K0 891
NL1732125K0 891
NL17321ELK0 891
NL17322ELK0 891
NL17322VTK0 891
NL17322VTK002 891
NL17323ELK0 891
NL17323VTK0 891
NL1733010K0 891
NL1733025K0 891
NL1733025K002 891
NL17330ELK0 891
NL17330VTK0 891
NL1733110K0 891
NL1733125K0 891
NL17331ELK0 891
NL1733210K0 891
NL1733225K0 891
NL1733310K0 891
NL1733325K0 891
NL17333ELK0 891
NL19021 886
NL19023 886
NL19030 843
NL19031 843
NL19032 845
NL19035 293
NL19036 295
NL19052 886
NL1906340K002 282
NL1906340K004 282
NL1906340K006 282
NL1906340K0 282
NL1906340K002 282
NL1906340Y0 282
NL1906340Y002 282
NL1906360K0 282
NL1906360K002 282
NL1906360K004 282
NL1906360K006 282
NL1906360Y0 282
NL1906360Y002 282
NL1906360Y004 282
NL1906360Y006 282
NL1906360Y008 282
NL1906380K002 282
NL1906380K004 282
NL1906380K006 282
NL1906380Y002 282
NL1906380Y004 282
NL1906380Y006 282
NL1906380Y008 282
NL1906440K002 282
NL1906440K004 282
NL1906440K006 282
NL1906440Y002 282
NL1906440Y004 282
NL1906440Y006 282
NL1906460K002 282
NL1906460K004 282
NL1906460K006 282
NL1906460Y002 282
NL1906460Y004 282
NL1906460Y006 282
NL1906480K002 282
NL1906480K004 282
NL1906480K006 282
NL1906480Y002 282
NL1906480Y004 282
NL1906480Y006 282
NL1907140K002 282
NL1907140K004 282
NL1907140K006 282
NL1907140Y002 282
NL1907140Y004 282
NL1907140Y006 282
NL1907160K002 282
NL1907160K004 282
NL1907160K006 282
NL1907160Y002 282
NL1907160Y004 282
NL1907160Y006 282
NL1907180K002 282
NL1907180K004 282
NL1907180K006 282
NL1907180Y002 282
NL1907180Y004 282
NL1907180Y006 282
NL1907240K002 283
NL1907240K004 283
NL1907240Y002 283
NL1907240Y004 283
NL1907240Y006 283
NL1907260K002 283
NL1907260K004 283
NL1907260Y002 283
NL1907260Y004 283
NL1907260Y006 283
NL1907280K002 283
NL1907280K004 283
NL1907280K006 283
NL1907280Y002 283
NL1907280Y004 283
NL1907280Y006 283
NL1907340K002 283
NL1907340K004 283
NL1907340Y002 283
NL1907340Y004 283
NL1907340Y006 283
NL1907360K002 283
NL1907360K004 283
NL1907360K006 283
NL1907360Y002 283
NL1907360Y004 283
NL1907360Y006 283
NL1907380K002 283
NL1907380K004 283
NL1907380K006 283
NL1907380Y002 283
NL1907380Y004 283
NL1907380Y006 283
NL1907440K002 283
NL1907440K004 283
NL1907440K006 283
NL1907440Y002 283
NL1907440Y004 283
NL1907440Y006 283
NL1907460K002 283
NL1907460K004 283
NL1907460K006 283
NL1907460Y002 283
NL1907460Y004 283
NL1907460Y006 283
NL1907480K002 283
NL1907480K004 283
NL1907480K006 283
NL1907480Y002 283
NL1907480Y004 283
NL1907480Y006 283

Artemide®

Headquarters

Artemide S.p.A.
Via Bergamo, 18
20010 Pregnana Milanese (MI), Italy
Tel. +39 02 93518.1 - 93526.1
Numero verde 800 834 093
(from Italy only)
info@artemide.com
www.artemide.com

Communication and Marketing Department

Via Canova, 34
20145 Milan (MI), Italy
Tel. +39 02.349611
communication@artemide.com
www.artemide.com

For information regarding distributors and points of sale in countries not listed in these pages, please visit our website artemide.com or email: info@artemide.com

Italy

Head office:
Artemide Italia s.r.l.
Via Bergamo 18
20010 Pregnana Milanese (MI)
Tel. +39 02 93518 1
Tel. +39 02 93526 1
Numero Verde 800 834 093
artemideitalia@artemide.com

Milano Monforte Showroom:
Corso Monforte 19, 20122 Milano
Tel. +39 02 76006930
Tel. +39 02 794039
monforte@artemide.com

Milano Manzoni Showroom:
Via Manzoni 12, 20121 Milano
Tel. +39 02 778712201
Tel. +39 02 778712202
manzoni@artemide.com

Milano Danese Showroom:
Piazza San Nazaro in Brolo 15,
20122 Milano
Tel. +39 02 58304150
showroomdanese@artemide.com

Roma Margutta Showroom:
Via Margutta 107, 00187 Roma
Tel. +39 06 36001802
Tel. +39 06 36001808
margutta@artemide.com

Treviso Showroom:
Via Campana 47
ang. Piazza San Francesco,
31100 Treviso
Tel. +39 0422 410115
treviso@artemide.com

Milano Lighting Consultancy Center:
Via Manzoni 12, 20121 Milano
Tel. +39 02 778712201
Tel. +39 02 778712202
manzonilighting@artemide.com

Roma Lighting Consultancy Center:
Via Pisanelli 1, 00196 Roma
Tel. +39 06 94537550
pisanelli@artemide.com

Europe

Albania
Principal dealer:
A Bi Esse
Rr. 28 Nentori Nr. 73
1051 Kashar, Tirana
Tel. +355 42 407290
Tel. +355 69 4065800
info@abiesse.al

Austria
Head office and Showroom:
Artemide Handelsgesellschaft m.b.H.
Gonzagagasse 1 / Morzinplatz
1010 Wien
Tel. +43 (0)1 803 21 82
info@artemide.at

Azerbaijan
Principal dealer:
Studio 151
Port Baku Residence
Uzeyir Hacibeyov str. 151,
1001 Baku
Tel. +994 12 599 2040/41
studio151@office.az

Belarus
Sales Offices:
Artemide HUB
Borislava Pekica 14
11000 - Belgrade
Tel. +39 0331 1818703 (Italy)
Tel. +381 11 4041899 (Serbia)
mail@artemidehub.com

Benelux (Belgium/Holland/Luxemburg)
Head office:
Horas S.A.
Beemdstraat 25
1601 Ruisbroek, Belgium
Tel. +32 02 334 84 50
info@artemide.be

Brussels showroom and Lighting Consultancy Center:
Chaussée de Waterloo 410
1050 Brussels - Belgium
Tel. +32 02 534 03 67
artemide.brussels@skynet.be

Amsterdam showroom and Lighting Consultancy Center:
Hobbemakade 89,
1071 XR Amsterdam Holland
Tel. +31 20 4702668
artemide.amsterdam@artemide.nl

Bosnia and Herzegovina
Sales Offices:
Artemide HUB
Borislava Pekica 14
11000 - Belgrade
Tel. +39 0331 1818703 (Italy)
Tel. +381 11 4041899 (Serbia)
mail@artemidehub.com

Bulgaria
Sales Offices:
Artemide HUB
Borislava Pekica 14
11000 - Belgrade
Tel. +39 0331 1818703 (Italy)
Tel. +381 11 4041899 (Serbia)
mail@artemidehub.com

Czech Republic
Principal dealer:
Selene spol. s.r.o.
Neumannova 161, 3
83 01 Prachatice
Tel. +420 388 310 326
info@selene.cz

Showroom:
Myslikova 9
Praha 1 110 00

Cyprus
Sales Offices:
Artemide Hellas S.A.
34, Solonos St.
106 73 Athens
Tel. +30 210 3646770
info@artemide.gr

Croatia
Sales Offices:
Artemide HUB
Borislava Pekica 14
11000 - Belgrade
Tel. +39 0331 1818703 (Italy)
Tel. +381 11 4041899 (Serbia)
mail@artemidehub.com

Denmark
Head Office & Showroom:
Artemide Scandinavia A/S
Skudehavnsvej 5
DK-2150 Copenhagen
Tel. +45 7020 1700
info@artemide.dk

Estonia
Sales Offices:
Artemide HUB
Borislava Pekica 14
11000 - Belgrade
Tel. +39 0331 1818703 (Italy)
Tel. +381 11 4041899 (Serbia)
mail@artemidehub.com

Principal dealer:
Laterna Magica
Kreutzwaldi 8
10124 Tallin
Tel. +372 6466 994
info@laterna.ee

France
Head Office and Showroom:
Artemide France S.A.S.
52, avenue Daumesnil,
75012 Paris
Tel. +33 01 43 44 44 44
artemide@artemide.fr

Finland
Head Office:
Artemide Scandinavia A/S
Skudehavnsvej 5
DK-2150 Copenhagen
Tel. +45 7020 1700
info@artemide.dk

Germany
Head office and Showroom:
Artemide Deutschland GmbH & Co. KG
Hans-Böckler-Straße 2
58730 Fröndenberg
Tel. +49 (0)2373 975 0
info@artemide.de

Artemide München Lighting Consultancy Center:
Luise-Ullrich-Straße 20,
80636 München
Tel. +49 (0) 89 70065198
muenchen@artemide.de

Frankfurt Showroom:
Baseler Straße 10
60329, Frankfurt
Tel. +49 (0)69 33 99 569 0
frankfurt@artemide.de

Greece
Head office:
Artemide Hellas S.A.
34, Solonos St.
106 73 Athens
Tel. +30 210 3646770
info@artemide.gr

North Greece Branch Offices & Showroom:
92, G. Papandreou St.
546 65 Thessaloniki
Tel. +30 2310 403934
thessaloniki@artemide.gr

Hungary
Principal dealer and Showroom:
Rio Lámpastúdió Kft.
Ráday u. 45.
H-1092 Budapest
Tel. +36 1 323 1637
rio@lampastudio.hu

Ireland
Sales Offices:
Artemide GB Ltd.
Tel. +44 20 7631 5200
info@artemide.co.uk

Kosovo
Principal dealer:
Light House Studio
Veternik nn, 1000 Prishtine
Tel. +386 43 733 333
info@lighthouse-kos.com

Latvia
Sales Offices:
Artemide HUB
Borislava Pekica 14
11000 - Belgrade
Tel. +39 0331 1818703 (Italy)
Tel. +381 11 4041899 (Serbia)
mail@artemidehub.com

Lithuania
Sales Offices:
Artemide HUB
Borislava Pekica 14
11000 - Belgrade
Tel. +39 0331 1818703 (Italy)
Tel. +381 11 4041899 (Serbia)
mail@artemidehub.com

Principal dealer:
Delight LT UAB
K.Kalinausko st. 20,
03107 Vilnius
Tel. +370 5 2104218
info@delight.lt

Macedonia
Sales Offices:
Artemide HUB
Borislava Pekica 14
11000 - Belgrade
Tel. +39 0331 1818703 (Italy)
Tel. +381 11 4041899 (Serbia)
mail@artemidehub.com

Malta
Head Office:
Artemide Italia S.r.l.
Tel. +39 02 93518 1
Tel. +39 02 93526 1
artemideitalia@artemide.com

Moldova
Sales Offices:
Artemide HUB
Borislava Pekica 14
11000 - Belgrade
Tel. +39 0331 1818703 (Italy)
Tel. +381 11 4041899 (Serbia)
mail@artemidehub.com

Montenegro
Sales Offices:
Artemide HUB
Borislava Pekica 14
11000 - Belgrade
Tel. +39 0331 1818703 (Italy)
Tel. +381 11 4041899 (Serbia)
mail@artemidehub.com

Norway
Distributor:
Limelight AS
Sandakerveien 24C, inng. D9
No-0473 Oslo
Tel. +47 4000 1589
info@limelight.no

Poland
Head Office:
Artemide Dystrybucja Polska sp. z o.o.
Ul. Saperow 4, 82-300 Elblag
Tel. +48 55 236 11 85
info@liralighting.pl

Showroom:
Ul. Rydygiera 8, Warsaw

Portugal
Principal Dealer:
Fluxograma S.A.
Rua da Garagem nº3
2794-021 Carnaxide
Tel. +351 214 257 500
fluxograma@fluxograma.com

Romania
Sales Offices:
Artemide HUB
Borislava Pekica 14
11000 - Belgrade
Tel. +39 0331 1818703 (Italy)
Tel. +381 11 4041899 (Serbia)
mail@artemidehub.com

Russia
Head office:
Artemide Agency OOO
Bolshoj Zlatoustinskij Pereulok,
bldg 1/1, office 103
101000 Moscow
Tel. +7 495 984 2238
info@artemide-agency.ru

Serbia
Sales Offices:
Artemide HUB
Borislava Pekica 14
11000 - Belgrade
Tel. +39 0331 1818703 (Italy)
Tel. +381 11 4041899 (Serbia)
mail@artemidehub.com

Slovakia
Principal dealer:
Akl s.r.o.
Vietnamská 45
82104 Bratislava
Tel. +421 907 767 008
info@aklsro.sk

Slovenia
Sales Offices:
Artemide HUB
Borislava Pekica 14
11000 - Belgrade
Tel. +39 0331 1818703 (Italy)
Tel. +381 11 4041899 (Serbia)
mail@artemidehub.com

Spain
Sales Office, Showroom and Lighting Consultancy Center:
Artemide S.A.
C/Vico, 12-18 bajos
08021 Barcelona
Tel. +34 093 478 3911
artemide@artemide.es

Head Office:
Via Bergamo, 18
20010 Pregnana Milanese (MI)
Tel. +39 02 935181
espana@artemide.com

Sweden
Head office:
Artemide Scandinavia A/S
Skudehavnsvej 5
DK-2150 Copenhagen
Tel. +45 7020 1700
info@artemide.dk

Switzerland
Artemide Lighting Consultancy Center:
Albulastraße 60
8048 Zürich
Tel. +41 (0)43/ 268 27 27
info@artemide.ch

Turkey
Principal dealer:
Oztas Aydinlatma
Yskender Cad., 24
34420 Istanbul - Sishane
Tel. +90 212 237 52 36
info@oztasaydinlatma.com

Ukraina
Sales Offices:
Artemide HUB
Borislava Pekica 14
11000 - Belgrade
Tel. +39 0331 1818703 (Italy)
Tel. +381 11 4041899 (Serbia)
mail@artemidehub.com

United Kingdom
Head office, Showroom and Lighting Consultancy Center:
Artemide GB Ltd.
106 Great Russell Street
London WC1B 3NB
Tel. +44 20 7631 5200
info@artemide.co.uk

Artemide

America

Canada

Head office:
Artemide Ltée/Ltd.
11105, rue Renaude Lapointe
Montréal, Québec H1J 2T4
Tel. +1 514 323 6537
Toll free +1 888 777 2783
infocanada@artemide.net
www.artemide.net

Flagship Store:
Toronto, ON
5 Mill Street
Toronto, Ontario M5A 3R6
Tel. +1 416 628 6718
torontoshowroom@artemide.net

Sales offices:
Toronto, ON
Tel. +1 416 628 6718
torontoshowroom@artemide.net

U.S.A.

Headquarters:
Artemide, Inc.
250 Karin Lane
Hicksville, NY 11801
Tel. +1 631 694 9292
Toll free +1 877 Art 9111
infousa@artemide.net
www.artemide.net

Flagship stores:
Chicago, IL
351 W Hubbard street
Chicago, IL 60654
Tel. +1 312 475 0100
chicagoshowroom@artemide.net

New York, NY
46 Greene Street
New York, NY 10013
Tel. +1 212 925 1588
newyorkshowroom@artemide.net

Sales offices:
Chicago, IL
Tel. +1 312 475 0100
chicagoshowroom@artemide.net

Miami, FL
Tel. +1 305 444 5800
miami@artemide.net

New York, NY
Tel. +1 212 925 1588
newyorkshowroom@artemide.net

San Francisco, CA
Tel. +1 415-393-9955
sanfrancisco@artemide.net

Central & South America

Argentina
Distributor:
Head Office & Showroom:
Edimetra S.A.
Paraguay 792 3° Piso
1057 Buenos Aires
Tel. +54 11 4312-2590
info@artemide.com.ar

Bolivia
Showroom:
Studio Tessuto
Local 103, Urubó Business Center
Santa Cruz, Bolivia
Tel: +591 3 321 6313
info@studiotessuto.com

Brasil
Distributor:
Head Office & Showroom:
Cynthron
Rua do Rócio, 423, 18° andar,
Vila Olimpia
04552 000, São Paulo
Tel. +55 11 3846 8100
cynthron@cynthron.com.br

Chile
Showroom:
Interdesign
Isidora Goyenechea 3200
Las Condes, Santiago
Tel. +56 2 22314114
info@interdesign.cl

Colombia
Showroom:
Milk Luminance
Cra 43-A #11B-95
Medellin
Tel. +57-(4) 448 5583
Tel. +57 31130 15090
info@milk.com.co
www.milk.com.co

Costa Rica
Showroom:
Alumimundo, S,A
Apt. 1013 Diagonal Oficinas
Centrales de Pizza HutPavas,
San Jose
Costa Rica 1013-1000 S.J.
Tel. +506 4101-8600
www.alumimundo.com

Dominican Republic
Distributor:
Spazio di Casa
Ave. Max Henriquez Ureña, N°17
Ensanche Naco, Santo Domingo
Tel. +1 809 368 2001
info@spaziodicasa.com

Ecuador
Showroom:
Integral Iluminacion Km. 2.5
Via Samborondon Tornero 3 Mz.
Solar 5, Guayaquil-Ecuador
Tel. +593 4 6000 622
info@integral.com.ec
www.integral.com.ec

Guatemala
Showroom:
D'illuminazione Diagonal 6 12-42
Zona 10 Edificio Design Center
Oficina #220
Guatemala City, Guatemala
Tel. +502-2458-4404
www.dilluminazione.com

Nicaragua
Showroom:
Michel Pierson
Edificio CAR 3, 2da planta
Planes de Altamira
Managua, Nicaragua
Tel. +505 2299 3936
Tel. +505 2299 3937
www.michelpierson.com.ni

Mexico
Distributor:
Head Office, Showroom
& Customer Service:
Scultura Luminosa
Suderman #246,
Col. Chapultepec Morales
Mexico D.F. 11570
Tel. +52 55 5250 2661
info@artemide.mx

Panama
Showrooms:
Idea Design Center
Av. Samuel Lewis con Calle 59
Kenex plaza, Obarrio, Panama City
Rep. de Panama
Tel. +507 216 90 67
info@ideapanama.com

Lumicentro
Ave. Justo Arosemena,
Esquina Calle 33
Ave. Ecuador. Edificio Lumicentro
Apartado 0816-01064
Panama City, Rep. de Panama
Tel. +507 300 2400
info@lumicentro.com

Peru
Showroom:
Hilite
Av. Los Conquistadores 575
San Isidro, Perù
Tel. +511 422 9123
ventas@hiliteperu.com

Puerto Rico
Distributor:
San Juan Lighting
1519 Parana Street San Juan
Puerto Rico 00926-2814
Tel. +1 (787) 767-7286
slj@sanjuanlighting.com
www.sanjuanlighting.com

Uruguay
Showroom:
TRIOS Lighting
Luis de la Torre 593b
Montevideo, Uruguay
Tel. +598 2711 9260
info@trioslighting.com

Venezuela
Showroom:
Iluminación HELIOS
Av. San Felipe, Centro Coinasa,
Mezzanina La Castellana, Caracas
1060, Venezuela
Tel. +58 212 265 58 83
informacion@helios.com.ve

For information regarding distributors and points of sale for Central & South American countries not listed, please email:
infolatam@artemide.net

Asia / Oceania

Australia
Head office and Showroom:
Adelaide
Ornare Imports Pty. Ltd.
28 Fullarton Rd, Norwood SA 5067
Tel. +61 08 8362 3029
info@artemide.com.au
www.artemide.com

Office and Showrooms:
Sydney
504-508 Cleveland St.
Surry Hills NSW 2010
Tel. +61 02 9699 8472
sydney@artemide.com.au

Melbourne
46-48 Rathdowne St.
Carlton VIC 3053
Tel. +61 03 9349 3310
melbourne@artemide.com.au

China
Head office:
Artemide Trading
(Shanghai) Co., Ltd.
Room 1907, 19/F, New Hualian
Mansion, East Wing,
755 Middle Huai
Hai Road, Huang Pu District,
Shanghai
Tel. +86 21 6448 3650
info@artemide.cn

Affiliated Showrooms:
Beijing
Unit 1-B-20, International Furniture,
Hall 1, Easy Home, No. 65 North 4th
Ring Road, Chaoyang District,
Beijing
Tel. +86 010 8463 6098
jinhongshijia@126.com

A81112, 1st Floor, Red Star Macalline
N°.193 East 4th Ring Road
Chaoyang District, Beijing
Tel. +86 010 8511 8718

Hong Kong and Macao
Head Office:
Artemide Ltd.
Unit 1303, 13/F, Ruttonjee House
Ruttonjee Centre, 11 Duddell Street
Central, Hong Kong
Tel. +852 2523 0050
info@artemide.com.hk

Showroom:
Shop 102-103, Ruttonjee Centre,
11 Duddell Street,
Central, Hong Kong
Tel. +852 2523 0333

India
Head office:
Artemide Lighting India Pvt. Ltd.
Unit N°. 5, 2nd floor, Raghuvanshi
Mills Compound, Senapati Bapat
Marg, Lower Parel, Mumbai
400013, Maharashtra
Tel. +91 22 61774800
Tel. +91 9953554435
info@artemide.in
anindya@artemide.in

Region: West
Showroom and Registered Office:
Unit N°. 5, 2nd floor, Raghuvanshi
Mills Compound, Senapati Bapat
Marg, Lower Parel, Mumbai
400013, Maharashtra
Tel. +91 9920628841
Tel. +91 22 61774800
pramod.tambe@artemide.in
anindya@artemide.in
arun.khattri@artemide.in

Region: South
Tel. +91 9312829394
Tel. +91 9538998132
arun.khattri@artemide.in
ravi@artemide.in

Region: Delhi NCR
Showroom:
N°.5, Retreat Farms, Khullar Farms,
Ashok Lane, Mandi Road, Mehrauli
New Delhi - 110030
Tel. +91 9811163966
Tel. +91 9810945899
Tel. +91 8447147522
ashwani.gupta@artemide.in
dheeraj.kapoor@artemide.in
sumit@artemide.in

Region: North
Tel. +91 9811163966
Tel. +91 9810945899
ashwani.gupta@artemide.in
dheeraj.kapoor@artemide.in

Region: East
Tel. +91 9312829394
Tel. +91 9811163966
arun.khattri@artemide.in
ashwani.gupta@artemide.in

Indonesia
Sales Offices:
Artemide Ltd.
Tel. +852 2523 0050
info@artemide.com.hk

Japan
Head office:
Artemide Japan K.K.
#2013 1-41-7 Tomigaya Shibuya-ku
151-0063 Tokyo Japan
Tel. +81 3 5738 7410
info@artemide.co.jp

Malaysia
Distributor:
Lightcraft (KL) Sdn Bhd
145-5&6, Jalan Sungai Besi,
57100 Kuala Lumpur, Malaysia
Tel. +603 9222 4219
info@lightcraft.com.my

New Zealand
Distributor:
ECC Lighting
39 Nugent Street, Auckland
Tel. +64 9 379 9680
info@ecc.co.nz

61 Thorndon Quay
Tel. +64 4 473 3456
Wellington
info@ecc.co.nz

Philippines
Sales Offices:
Artemide Ltd.
Tel. +852 2523 0050
info@artemide.com.hk

Singapore
Distributor:
Million Lighting Co Pte Ltd
203 Kallang Bahru
Million Building, Singapore 339340
Tel. +65 6743 2033
enquiry@millionlighting.com
showrooms@millionlighting.com
www.millionlighting.com

South Korea
Distributor:
Duomo & Co.
735, Nonhyun-ro, Gangnam-gu
Seoul, Korea
Tel. +82 2 516 7083
info@duomokorea.com
www.duomokorea.com

Thailand
Sales Offices:
Artemide Ltd.
Tel. +852 2523 0050
info@artemide.com.hk

Taiwan
Distributor:
Mithus Co. Ltd.
4F, No. 236, Liancheng Rd.,
Zhonghe Dist. New Taipei City
23553, Taiwan
Tel. +886 2 2221 1668
allen.chang@bravocasa.com.tw
www.mithus.tw

Vietnam
Distributor:
Cao Tran Co., Ltd
23 Tran Phu, P.4-Q.5
Ho Chi Minh City, Vietnam
Tel. +84 8 3833 3334
caotran@cara.com.vn
www.cara.com.vn

Middle East & Africa

Head office & Showroom:
Artemide Middle-East
Dubai Design District (D3)
Building 6 - 3rd Floor - Offices A307
Dubai, UAE
Tel. +971 4 425 0213
info@artemide.ae

For information regarding distributors and points of sale for Middle East & Africa countries, please email:
info@artemide.ae

© Artemide S.p.A.

Art direction & editing
Studio de Bevilacqua
Carlotta de Bevilacqua

nascent

with
Ippolita Ciampini
Diego Martinelli
Alessandra De Vecchi

Image editing
and 3D visualization
Giona Andreani
Simone Fantoni
Alessandro Peccati

Still lifes
Jean Pierre Maurer
Manuel Maurer
Gio Pini
Federico Villa
Miro Zagnoli
Michele Nastasi

Prepress
Actualtype s.r.l.

Press
Rotolito Lombarda

Compasso D'oro
1967-1989-1994-2004 -2018

Winner European
Design Prize '97

ISO 9001:2008

ISO 14001:2004

CTF STAGE2
ISO 17025

Artemide S.p.A.
reserves the right to change, at any time
and without prior warning, the technical
specifications of any product illustrated
in this catalogue.