


Artemide®



BOOK 2018

CONTENTS

A. BOOK INTRODUCTION

- 02 Designers
- 04 Artemide APP
- 08 Augmented Reality APP
- 10 Artemide.com
- 13 Artemide Warranty

A. BOOK on PRODUCTS


- 14 Table Lamps
- 124 Floor Lamps
- 198 Suspension Lamps
- 356 Wall/Ceiling Lamps
- 486 Architectural Indoor
- 532 Architectural Outdoor

A. BOOK INFORMATION

- 574 Products Lamping
- 596 Energy Labels
- 598 How to read the catalogue
- 600 Artemide Worldwide

DESIGNERS

Atelier Oï	Zaha Hadid	Gio Ponti
Gae Aulenti	Herzog & de Meuron	Neil Poulton
BIG	Bruno Houssin	Andrea Quaglio
Klaus Begasse	Giulio Iacchetti	Manuela Simonelli
Mario Botta	Mikko Laakkonen	Philippe Rahm
Santiago Calatrava	Arik Levy	Karim Rashid
Livio Castiglioni	Ross Lovegrove	Aldo Rossi
David Chipperfield	Vico Magistretti	Italo Rota
Progetto CMR	Angelo Mangiarotti	Alessandro Pedretti
Giacobone & Roj	Enzo Mari	Richard Sapper
S.&R. Cornelissen	Giancarlo Mattioli	Giuseppe Maurizio
Carlotta de Bevilacqua	Sergio Mazza	Scutellà
Michele De Lucchi	Alessandro Mendini	Eric Solè
Elemental	Mercedes-Benz Style	Ettore Sottsass
Foster+Partners	Issey Miyake	Matteo Thun
Gianfranco Frattini	Neri&Hu	Pio & Tito Toso
Naoto Fukasawa	Patrick Norguet	Luciano Vistosi
Adrien Gardère	Jean Nouvel	Jean-Michel Wilmotte
Ernesto Gismondi	Mimmo Paladino	Scott Wilson



ARTEMIDE APP

Artemide App is a user-friendly and intuitive interface used to control individual products, groups of appliances and lighting scenarios. It is a tool that can be associated with several products from both the Design and the Architectural Catalogues.

Download Artemide App
and find more information on
artemide.com

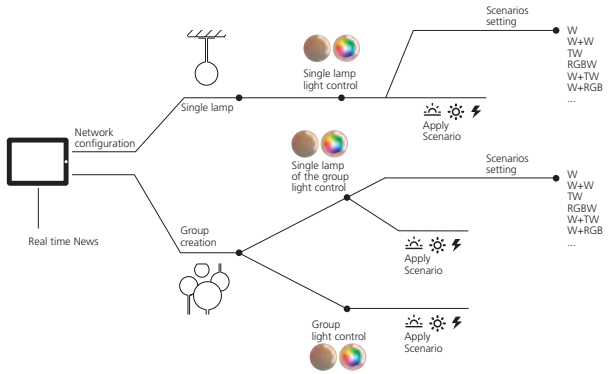


- MANAGING UP TO 500 LAMPS
- SINGLE OR GROUPS LAMPS MANAGEMENT
- CONNECTION BY BLUETOOTH LOW ENERGY
- WORKING DISTANCE: BLUETOOTH ANDROID DEVICES 25-30 M, APPLE DEVICES 15 M
- CLOUD BACKUP, SECURED PERSONAL ACCESS, POSSIBILITY TO CONTROL THE SAME NETWORK WITH DIFFERENT DEVICES
- MULTI-USERS: 1 ADMINISTRATOR, MULTIPLE GUESTS
- AVAILABLE FOR TABLET AND SMARTPHONE - ANDROID/IOS

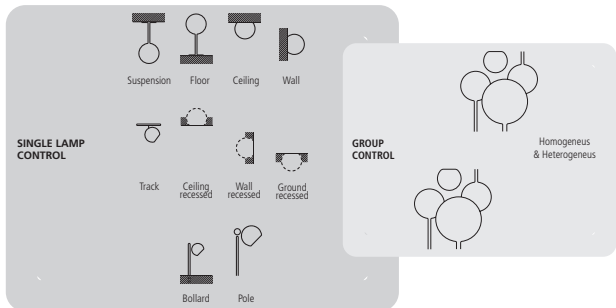


ARTEMIDE APP

The App recognizes the installed lamp and allows the user to control its performance – pure in the case of a single emission, or hybrid in the case of more complex products. Light can be modified in real time or is possible to use preconfigured scenarios or create new ones.



The App recognizes automatically the typology of lamp you are ruling and assigns a specific icon. The user can create homogeneous and heterogeneous groups of lamps.



MAIN FUNCTIONS

A very simple and intuitive process to log-in, to create networks, to enter the main menu and check all the latest news.



Splash page



Login



Network



Menu

LIGHT CONTROL

Improved user interface to control each typology of lamps and create a special lighting atmosphere.



White emission



TW emission



RGBW emission



White emission
(Direct + Indirect)



White emission +
TW emission



White emission +
RGB emission



White emission +
TW emission

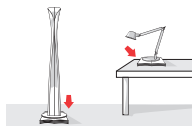


White emission
(Direct + Indirect)
+ RGBW emission

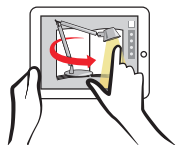
AUGMENTED REALITY APP

This is an interactive catalogue. You can either use your tablet or smartphone to enjoy the Augmented Reality experience and discover the interactive contents of the catalogue.

Download the App and scan the page to see the Augmented Reality of all the products in full size.



Place the catalogue in the required location to see the 3D model of the product in your house or office.



Enjoy the 3D Augmented reality. Touch the "bulb logo" to turn the light ON and OFF.



Browse the menu to see all the finishes, technical features and connect to artemide.com for more information.



Scan the page to see all the products in full size

ADVANCED SEARCH ENGINE

The user can search by product code or by product name. It is possible to refine the search by filtering the obtained results.

SELECTION TOOL CONFIGURATOR

This function allows the user to filter products by type, characteristic (finish, optoelectronic elements, ...) in order to get to the desired code.

MY FAVOURITE AREA

This section allows users to save their favourite products and projects and also to organize them in folders. It is also possible to download customized brochures in PDF format that can be used in any occasion.



Visit artemide.com

CLOUD INTEGRATION

In the Artemide Cloud there are constantly updated images and data sheets of over 5,000 products. The Artemide team has developed an API (Application Programming Interface) that is able to gain information of the products on the site from this extended relational database.

ENHANCED EXPERIENCE

All the technical specifications on products are contained and easily usable in the new site. The product and project photos are a preponderant element within the site and formatted to fit any size of browser windows. Each content is easily shared on the major social media.

NEW STORE LOCATOR

It is possible to visualize all our showrooms, retailers and Artemide service centres around the world. The interaction with any smartphone's GPS allows the user to locate the nearest store.

MULTIDEVICE APPROACH

Making the most of mobile. The content is designed to fit both on mobile devices (tablets and smartphones) and on larger devices.



5 YEARS

WARRANTY

Artemide

For further information visit:
cloud.artemide.com/5-years-warranty

- 16 Alfa
- 18 Boalum
- 20 Castore 14, 25, 35
- 22 Choose
- 24 Dalù
- 26 Décomposé light
- 28 Demetra
- 28 Demetra MD
- 28 Demetra micro
- 36 Demetra professional
- 36 Demetra professional MD
- 38 Dioscuri 14, 25, 35, 42
- 40 Eclisse
- 42 Empatia 16, 26, 36
- 48 Equilibrist
- 50 Fato
- 52 Ipparco
- 54 Laguna 16, 26, 37

TABLE LAMPS

56	La Petite	88	Sisifo
58	Lesbo	92	Talak professional
60	Logico table	94	Tempio
60	Logico mini table	96	Tizio
62	Melampo	101	Tizio LED
62	Melampo notte	96	Tizio 35
64	Mendori	96	Tizio micro
66	Meteorite 15, 35, 48	102	Tolomeo
68	Meteorite 15, 35 table stem	108	Tolomeo LED MD
70	Mezzachimera	110	Tolomeo LED TW
72	Nessino	104	Tolomeo mini
73	Nesso	104	Tolomeo mini LED MD
74	nh1217	104	Tolomeo midi LED
78	Objective	112	Tolomeo micro
80	Onfale grande, medio, piccolo	114	Tolomeo basculante
82	Patroclo	115	Tolomeo mega table
84	Pausania	118	Unterlinden table
86	Shogun	122	Yanzi table

Alfa
Sergio Mazza
1959



(E14) ø140 base x ø300 diffuser x 480 h





Aldo Ballo, 1967

Boalum

Livio Castiglioni, Gianfranco Frattini
1970



ø60 x max 2000 length



Aldo Ballo, 1970

Castore 14, 25, 35

Michele De Lucchi, Huub Ubbens
2003



Castore 14: (E14) ø130 base x ø140 diffuser x 310 h

Castore 25: (E27) ø200 base x ø250 diffuser x 550 h

Castore 35: (E27): ø270 base x ø350 diffuser x 660 h



Choose
Matteo Thun
2006



(E27) ø230 base x ø358 diffuser x 554 h



Dalù
Vico Magistretti
1970

“BELIEVE ME, A BEAUTIFUL
DRAWING TRANSLATED
INTO THE CONCRETE FORM
OF THE OBJECT COUNTS
FOR NOTHING. ONLY IDEAS
MATTER.”

VICO MAGISTRETTI




ø184 base x 260 h




Decomposé light

Atelier Oi

2016



(E14) ø100 x 610 h



Demetra, Demetra micro

Naoto Fukasawa

2012

“WHEN WE WALK, WE DON'T THINK ABOUT WHERE WE ARE GOING TO PUT OUR FEET AT EACH STEP. AND YET, EVEN IF OUR BRAIN IS NOT CONSCIOUS OF SOMETHING, THE OTHER PARTS OF OUR BODY ARE: THE HANDS AND THE LEGS CAN REACT TO SITUATIONS OR THINGS”

NAOTO FUKASAWA



Demetra: ø200 base x ø130 head x 570 x max 840 h
Demetra micro: ø120 base x ø100 head x 140 x max 510 h









White

Black Polished



White

Anthracite grey

Anthracite grey



Clamp



Desk fixed support

Demetra **MD** (Movement Detector)



2,5mt 12min



Movement Detector



Dimmer



Rotation 360°



Demetra professional

Naoto Fukasawa

2016



ø200 base x ø130 head x 570 x max 840 h



Dioscuri 14, 25, 35, 42

Michele De Lucchi

2000



Dioscuri 14: (E14) ø140 diffuser x 136 h

Dioscuri 25: (E27) ø250 diffuser x 230 h

Dioscuri 35: (E27) ø350 diffuser x 340 h

Dioscuri 42: (E27) ø420 diffuser x 420 h



Eclisse
Vico Magistretti
1967





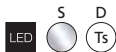
(E14) ϕ 120 x 180 h

Empatia 16, 26, 36

Carlotta de Bevilacqua, Paola di Arianello
2013

“EMPATIA REPRESENTS A FUSION BETWEEN THE LATEST TECHNOLOGY AND ANCIENT KNOWLEDGE, A PERFECT EXPRESSION OF A SUSTAINABLE PROJECT FOR A HUMAN AND RESPONSIBLE LIGHT.”

CARLOTTA DE BEVILACQUA



Empatia 16: ø160 x 191 h

Empatia 26: ø260 x 289 h

Empatia 36: ø360 x 382 h











Equilibrist

Jean Nouvel

2014



“THE EQUILIBRIST IS AN INTERACTIVE SIGNALING OBJECT, A SORT OF HIGH-TECH TRAFFIC LIGHT FEATURING A NON-SYMMETRICAL LIGHT EMISSION PRODUCED BY ITS SIGNALS.”

JEAN NOUVEL



ø100 round head x 100 x 100 square head x 850 x 630 h




Fato
Gio Ponti
1969



(E14) 350 x 100 x 350 h



Ipparco
Neil Poulton
2012




ø210 base x ø170 head x 508 h



Elliott Erwitt, 2013

Laguna 16, 26, 37

Matteo Thun, Antonio Rodriguez
2013





Laguna 16: (E14) ø65 base x ø160 diffuser x 241 h
Laguna 26: (E27) ø90 base x ø260 diffuser x 384 h
Laguna 37: (E27) ø130 base x ø370 diffuser x 541 h

La Petite

Andrea Quaglio, Manuela Simonelli
2015



(E27) ø192 base x ø194 diffuser x max 370 h



Lesbo

Angelo Mangiarotti
1967



(E27) ø160 base x 520 diffuser x 370 h



Logico, Logico mini table
Michele De Lucchi, Gerhard Reichert
2001





Tobacco diffuser



Smoky grey diffuser



Logico: (E27) ø260 base x 400 x 400 x 640 h
Logico mini: (E14) ø180 base x 280 x 280 x 440 h

Melampo, Melampo notte

Adrien Gardère

2000



Melampo: (E27) ø240 base x ø350 diffuser x max 836 h
Melampo notte: (E14) ø170 base x ø230 diffuser x max 425 h



Mendori

Issey Miyake + Reality Lab.
2012

陰 陽
IN-EI
ISSEY MIYAKE





500 x 480 x 440 h

Meteorite 15, 35, 48

Pio & Tito Toso

2014



Meteorite 15: (E14) ø65 base x ø150 x 138 h

Meteorite 35: (E27) ø120 base x ø350 x 307 h

Meteorite 48: (E27) ø140 base x ø480 x 430 h



Metorite 15, 35 table stem

Pio & Tito Toso

2015





Meteorite 15 table stem: (E14) \varnothing 120 base x \varnothing 150 x 320 h
Meteorite 35 table stem: (E27) \varnothing 240 base x \varnothing 350 x 646 h

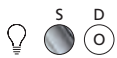
Mezzachimera

Vico Magistretti

1969



Miro Zagnoli



(E27) 220 x 770 h

Nessino

Giancarlo Mattioli, Gruppo Architetti Urbanisti Città Nuova
1967



(E14) ø125 base x ø320 diffuser x max 223 h

Nesso





Giancarlo Mattioli, Gruppo Architetti Urbanisti Città Nuova
1967



(E14) ø210 base x ø540 diffuser x 340 h

nh1217
Neri&Hu
2017





(E14) Ø140 diffuser x 160 x 127 h






Objective

Jean Nouvel
2013



ø72 x 370 h



Elliott Erwitt, 2013

Onfale grande, medio, piccolo

Luciano Vistosi

1978



Onfale grande: (E27+E14) ø140 base x ø360 diffuser x 440 h

Onfale medio: (E14+E14) ø120 base x ø280 diffuser x 345 h

Onfale piccolo: (E14) ø100 base x ø200 diffuser x 260 h

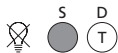


Patroclo

Gae Aulenti
1975



Miro Zagnoli




(E27) ø280 base x 500 diffuser x 450 h



Aldo Ballo, 1975

Pausania TW[®] (Tunable White)
Ettore Sottsass
1983



480 x 110 x 430 h



Aldo Ballo, 1983

Shogun

Mario Botta
1986



(E27) ø120 base x ø320 diffuser x 595 h



Sisifo

Scott Wilson

2013





ø90 base x ø250 head x 419 h



Designer
Dirk Wynants
Designing Here/Now
A global selection
of objects, concepts and
spaces for the future
corc77



Talak professional

Neil Poulton

2005





ø165 base x 707 x 710 h

Tempio

Atelier Oi
2017



464 x 64 base x 364 h



Tizio, Tizio 35, Tizio micro

Richard Sapper


1972





Tizio: (GY6,35) \varnothing 110 base x max 1080 x max 1190 h
Tizio 35: (GY6,35) \varnothing 100 base x max 900 x max 1000 h
Tizio micro: (GY6,35) \varnothing 90 base x max 680 x max 760 h





Elliott Erwitt, 2001



Tizio micro

Tizio LED

Richard Sapper
1972



ø110 base x max 1080 x max 1190 h

Tolomeo

Michele De Lucchi, Giancarlo Fassina
1987



Compasso d'Oro / ADI 1989

"I DESIGNED THE TOLOMEO
IN 1986. PERHAPS I OUGHT
TO SAY THAT I INVENTED IT,
AS IN POINT OF FACT THE IDEA
FOR A NEW MECHANISM
CAME BEFORE THE LAMP
WAS CREATED."

MICHELE DE LUCCHI



Tolomeo, Tolomeo mini, Tolomeo midi

Michele De Lucchi, Giancarlo Fassina

1987



Tolomeo mini

Tolomeo, Tolomeo Mini:



104

Tolomeo: (E27) ø230 base x max 1220 x max 1290 h

Tolomeo mini: (E27) ø200 base x max 1020 x max 1080 h



Tolomeo midi

Tolomeo


Tolomeo midi:



ø185 base x max 960 x max 1000 h



Tolomeo LED



Tolomeo MD, Tolomeo mini MD (Movement Detector)




2,5mt


12min



ø230 base x max 1220 x max 1290 h



Tolomeo TW[®] (Tunable White)



Cold light




Neutral light



Warm light



ø230 base x max 1220 x max 1290 h



White selection

Dimmer

Tolomeo micro

Michele De Lucchi, Giancarlo Fassina
1999



(E14) ø170 base x max 690 x max 730 h



Tolomeo basculante

Michele De Lucchi, Giancarlo Fassina
2004




Base



Desk fixed support



Clamp



(E27) \varnothing 230 base x max 1080 x 750 h
diffuser: \varnothing 180

Tolomeo mega

Michele De Lucchi, Giancarlo Fassina

2004



Desk fixed support



Clamp



(E27) max 910 x max 1130 h
diffuser: ø320, ø360, ø420





Unterlinden table

Herzog & de Meuron

2017

THE LIGHT HAS THE EFFECT
OF MAKING THE STONE LESS
WEIGHTY. THE TWO POLES
OF HUMAN PERCEPTION
ARE BROUGHT TOGETHER
IN A CONSTRUCTIVE
WAY, TRANSLATED INTO
ARCHITECTURE.



ø160 base x 304 x 516 h







Yanzi table

Neri&Hu

2017



Ø90 diffuser x 152 x 280 x 162 h



126	Athena
128	Cabildo floor
130	Cadmo
132	Callimaco
134	Castore 35 floor
136	Chimera
138	Choose floor
138	Choose mega floor
140	Cosmic Leaf
142	Decomposé light floor
144	Demetra reading floor
144	Demetra MD reading floor
144	Demetra professional reading floor
144	Demetra professional MD reading floor

FLOOR LAMPS

- 146 Dulcinea
- 148 Fiamma 15
- 150 Genesy
- 152 Ilio
- 156 La Petite floor
- 158 Megaron
- 160 Melampo floor
- 160 Melampo mega floor
- 162 Metacolor
- 164 Meteorite 35 floor
- 166 Mimesi
- 168 Minomushi floor
- 170 Montjuic
- 172 New Nature
- 174 Pipe floor
- 176 Prometeo
- 178 Tizio floor support
- 190 Tolomeo floor
- 190 Tolomeo LED MD floor
- 180 Tolomeo maxi
- 190 Tolomeo micro floor
- 190 Tolomeo reading floor
- 188 Tolomeo basculante floor
- 189 Tolomeo basculante reading floor
- 184 Tolomeo mega floor
- 192 Vigo Reading floor
- 194 Yang
- 196 Yanzi floor

Athena

Naoto Fukasawa
2015





ø320 base x ø320 diffuser x 1831 h

Cabildo floor

Eric Solè


2007



ø320 base x 1740 h



Cadmo
Karim Rashid
2006



ø320 base x 1740 h



Callimaco

Ettore Sottsass
1982

"AFTER EVERY REVOLUTION THERE IS A MOMENT OF PERPLEXITY. WE TRY TO UNDERSTAND WHAT HAS HAPPENED AND HOW TO MOVE FORWARD. IN ANY CASE WE CAN NO LONGER FREE OURSELVES FROM THOSE DAYS. THE ONLY THING THAT CAN BE DONE IS TO CONTINUE TO USE WHAT HAS HAPPENED AND UPDATE IT OVER TIME."

ETTORE SOTTASS



ø390 base x 2000 h



Aldo Ballo, 1988

Castore 35 floor

Michele De Lucchi, Huub Ubbens
2003

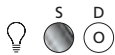


(E27) ø340 base x ø350 x 1820 h



Chimera

Vico Magistretti
1969



(G5) 220 x 1800 h



Aldo Ballo, 1969

Choose floor, Choose mega floor

Matteo Thun

2006



Choose: (E27) ø230 base x ø 358 diffuser x 1400 h

Choose mega: (E27+E27) ø370 base x ø 550 diffuser x 1780 h




Cosmic Leaf

Ross Lovegrove
2009



(G53) ø222 base x 380 diffuser x 1920 h



Elliott Erwitt, 2013

Decomposé light floor

Atelier Oi

2016



ø300 base x 1800 h



Demetra reading floor

Naoto Fukasawa

2016



ø210 base x 750 x max 1300 h



Dulcinea

Mimmo Paladino
2007

"A WORK OF LIGHT FOR LIGHT: IT COMES
TO LIFE GRADUALLY, THEN TAKES
SHAPE: A FULL THAT LOOKS EMPTY AND
IS FILLED WITH LIGHT."

MIMMO PALADINO



(G5) + (2G10) 600 x 310 x 2020 h



Fiamma 15

Wilmotte & Industries
2016




Ø130 base x 160 h




Genesy

Zaha Hadid
2009



1220 x 1950 h



llo
Ernesto Gismondi
2013



300 x 300 base x ø90 x 1750 h







La Petite floor

Andrea Quaglio, Manuela Simonelli
2016





(E27) ø300 base x 300 diffuser x 1600 h

Megaron

Gianfranco Frattini
1979



ø350 base x 150 x 1820 h



Melampo floor, Melampo mega floor

Adrien Gardère

2000



Melampo: (E27) ø240 base x ø350 diffuser x max 1630 h
Melampo mega: (E27) ø350 base x ø570 diffuser x 2174 h



Metacolor
Ernesto Gismondi
2001



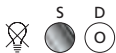


Ø340 base x Ø150 x 2050 h

Meteorite 35 floor

Pio & Tito Toso

2014





(E27) ø320 base x ø350 diffuser x 1773 h



Mimesi

Carlotta de Bevilacqua
2011



300 x 300 base x 102 x 102 x 1930 h



Minomushi floor

Issey Miyake + Reality Lab.
2012



IN-EI IT MEANS “SHADOW, SHADING, NUANCE” IN JAPANESE; THE PROJECT STARTED AT THE MIYAKE DESIGN STUDIO WHEN JUN MITANI CREATED A NEW PROCESS USING A COMPUTER SOFTWARE BASED ON 3D GEOMETRIC FORMULAE.



300 x 300 base x 580 x 580 x 2105 h



Montjuic

Santiago Calatrava
1990

“I HAVE TRIED TO GET
CLOSE TO THE FRONTIER
BETWEEN ARCHITECTURE
AND SCULPTURE AND TO
UNDERSTAND ARCHITECTURE
AS AN ART.”

SANTIAGO CALATRAVA



(R7s) 450 base x 510 x 1900 h



Aldo Ballo, 1990

New Nature
Ross Lovegrove
2012





ø280 base x ø200 x 1880 h

Pipe floor

Herzog & de Meuron
2005




ø210 head x 300 base x max 2200 h



Prometeo

Aldo Rossi

1996



420 x 500 base x 120 x 1800 h



Tizio floor support

Richard Sapper

1980



ø110 base x 700 h



Aldo Ballo, 1980

Tolomeo maxi

Michele De Lucchi, Giancarlo Fassina
2017





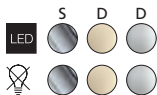


Ø 520 base x max 2300 x max 3250 h
diffuser: Ø 520



Tolomeo mega

Michele De Lucchi, Giancarlo Fassina
2002



(E27) ø330 base x max 2380 h
diffusers: ø320 / ø360 / ø420








Tolomeo basculante floor

Michele De Lucchi, Giancarlo Fassina
2006



(E27) ø330 base x max 870 x max 1700 h x ø180 diffuser

Tolomeo basculante reading floor

Michele De Lucchi, Giancarlo Fassina

2006



(E27) ø230 base x max 870 x max 1700 h x ø180 diffuser

Tolomeo floor, Tolomeo reading floor, Tolomeo micro floor

Michele De Lucchi, Giancarlo Fassina

1987






Tolomeo: (E27) ø330 base x max 1340 x max 2260 h
Tolomeo reading: (E27) ø230 base x max 1000 x max 1670 h
Tolomeo micro: (E14) ø230 base x max 690 x max 1720 h

Vigo reading floor

David Chipperfield
2015



Ø 270 base x 130 diffuser x 1700 h



Yang
Carlotta de Bevilacqua
2000





Ø400 x 425 x max 310 h

Yanzi floor

Neri&Hu

2017



Ø400 base x 754 x 400 x 1925 h



- 200 Aggregato
- 200 Aggregato saliscendi
- 206 Alphabet of light circular
Ø90, Ø155
- 208 Alphabet of light linear
120, 180, 240
- 210 Alphabet of light system
- 212 Altrove suspension
- 213 Altrove 600 suspension
- 214 Ameluna, Ameluna RGB
- 218 Cabildo
- 220 Calipso suspension
- 222 Castore 14, 25, 35, 42 suspension
- 224 Chlorophilia
- 226 Chlorophilia 2
- 228 Choose suspension
- 228 Choose mega suspension
- 230 Copernico
- 232 Copernico 500
- 234 Cosmic Angel
- 236 Décomposé light suspension
- 238 Discovery
- 242 Discovery vertical
- 246 Edge
- 248 Eggboard
- 252 Empatia 16, 26, 36 suspension
- 256 Febe suspension
- 258 Fiamma 30 suspension
- 260 Giò
- 262 Giò cluster
- 262 Giò decentrata
- 264 Gople lamp
- 266 Gople lamp RWB
- 272 Harry H. LED
- 272 Harry H. naked
- 268 Harry H. OLED
- 274 Incalmo, Incalmo 214
- 278 Ipno
- 276 Ipno vetro
- 280 Led Net circle suspension
- 281 Led Net line 66, 125 suspension
- 284 Logico

SUSPENSION LAMPS

- 284 Logico 3 in linea
- 284 Logico 3x120°
- 284 Logico Mini
- 284 Logico Mini 3 in linea
- 284 Logico Mini 3x120°
- 288 Mercury
- 288 Mercury mini
- 292 Meteorite 15, 35, 48 suspension
- 294 Miconos
- 296 Minomushi suspension
- 298 nh1217 suspension
- 298 nh1217 cluster
- 300 Nur
- 306 Nur gloss
- 310 Nur 1618 acoustic
- 300 Nur 1618
- 300 Nur Mini
- 306 Nur Gloss Mini
- 312 Orsa 21, 35
- 314 Orsa cluster 3, 5
- 318 Pipe
- 320 Pirce
- 320 Pirce mini
- 320 Pirce micro
- 324 Scopas
- 326 Silent field
- 328 Spectral light
- 332 Stabligh
- 330 Stabligh A, B, C
- 334 Talo 90, 120, 150 suspension
- 336 Tian Xia 500
- 342 Tolomeo mega suspension
- 340 Tolomeo due bracci alluminio suspension
- 340 Tolomeo due bracci pergamena suspension
- 338 Tolomeo decentrata suspension
- 344 Unterlinden
- 348 Vigo
- 354 Yanzi suspension
- 350 Yanzi suspension 1

Aggregato suspension, decentrato, saliscendi

Enzo Mari, Giancarlo Fassina


1976

"A FORM FOR ME IS GOOD WHEN IT
SEEMS TOO POOR FOR MOST."

ENZO MARI




(E27) ø250, ø400 sphere diffuser
ø380 x 140, ø530 x 170 cone diffuser
Cable max 2000 h











Alphabet of light circular Ø90, Ø155

BIG
2016



Circular Ø90: Ø900 x 50 x Ø237. Cable min 500 max 1500 h
Circular Ø155: Ø1550 x 50 x Ø237. Cable min 500 max 1500 h



Alphabet of light linear 120, 180, 240

BIG
2016



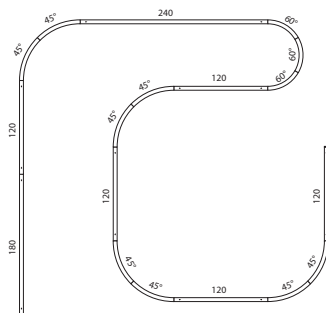


Linear 120: 1200 x 50 x Ø237. Cable min 500 max 1500 h
Linear 180: 1792 x 50 x Ø237. Cable min 500 max 1500 h
Linear 240: 2384 x 50 x Ø237. Cable min 500 max 1500 h

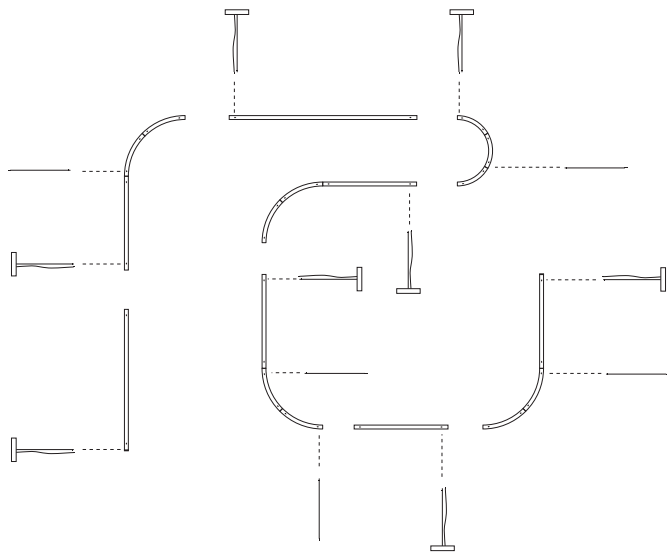
Alphabet of light system

BIG
2017

Example of free composition



- 5 Linear 1200
- 1 Linear 1800
- 1 Linear 2400
- 8 Round 45°
- 1 Round 60°
- 2 Round 60°
- 17 Joint Kit
- 2 End Cap
- 5 Suspension Kit
- 8 Ceiling Power Kit



Projects feasibility must be approved by Artemide technical design department



Altrove suspension

Carlotta de Bevilacqua

2008



1000 x 1000 x 100 h. Cable max 2000 h

Altrove 600 suspension

Carlotta de Bevilacqua

2008



600 x 600 x 80 h. Cable max 2000 h


Ameluna, Ameluna RGB

Mercedes-Benz Style
2016



Ameluna: Ø750 x Ø250 ceiling rose. Cable min 800 max 2000 h
Ameluna RGB: Ø750 x Ø250 ceiling rose. Cable min 1200 max 2000 h









Cabildo

Eric Solè
2007




410 x 95 x 190. Cable max 1500 h

Calipso suspension

Neil Poulton

2018



Ø526. Cable max 1500 h



Castore 14, 25, 35, 42 suspension

Michele De Lucchi, Huub Ubbens

2003



Castore 14: (E14) $\phi 140 \times \phi 150$ ceiling rose. Cable min 350 max 2000 h

Castore 25: (E27) $\phi 250 \times \phi 150$ ceiling rose. Cable min 720 max 2220 h

Castore 35: (E27) $\phi 350 \times \phi 150$ ceiling rose. Cable min 830 max 2330 h

Castore 42: (E27) $\phi 420 \times \phi 150$ ceiling rose. Cable min 990 max 2490 h



Chlorophilia

Ross Lovegrove

2015

"AN INSTALLATION OF OPTICAL LEAVES
CONCEIVED AS A FUSION OF NATURAL
AND ARTIFICIAL GEOMETRIES. THE LIGHT
BECOMES INTERACTIVE THROUGH
CAUSTIC PROJECTION ONTO THE CEILING
CREATING A DELICATE AND FEMININE
ETHEREAL SPACE EXPANDING EFFECT."

ROSS LOVEGROVE



ø780 x ø250 ceiling rose. Cable min 500 max 1500 h



Chlorophilia 2

Ross Lovegrove
2016



ø780 x ø250 ceiling rose. Cable min 500 max 1500 h



Choose, Choose mega suspension

Matteo Thun

2008





Choose: (E27) \varnothing 358 x 225 h. Cable max 2000 h
Choose mega: (E27) \varnothing 550 x 370 h. Cable max 2000 h
 \varnothing 130 x 50 ceiling rose

Copernico

Carlotta de Bevilacqua, Paolo dell'Elce
2010




Flat: 1040 x 410 x 10. Cable max 2000 h



Copernico 500

Carlotta de Bevilacqua, Paolo dell'Elce
2012



Flat: $\varnothing 490$ x 10. Cable max 2200 h



Cosmic Angel

Ross Lovegrove
2009



(R7s) 1780 x 800 x 410 h. Cable max 2000 h



Decomposé light

Atelier Oi

2016



(E27) ø98 x 740 h. Cable max 2000 h




Discovery
Ernesto Gismondi
2015





Ø700 x 17 diffuser x Ø250 ceiling rose. Cable max 1650 h





Discovery vertical 70, 100, 140

Ernesto Gismondi

2018



70: Ø700 x 17 diffuser x 170 x 40 ceiling rose. Cable max 2000 h
100: Ø1000 x 17 diffuser x 170 x 40 ceiling rose. Cable max 2000 h
140: Ø1400 x 17 diffuser x 170 x 40 ceiling rose. Cable max 2000 h







Edge


Alessandro Mendini
2004

"I LOVE A CERTAIN AMBIGUITY THAT
OBJECTS CAN TRANSMIT."


ALESSANDRO MENDINI




(E27) 300 side x 485 x 300 h. Cable max 1605 h



Eggboard
Progetto CMR
2014







Eggboard Matrix 800x800: 795 x 795 x 56
Eggboard Matrix 1600x800: 1595 x 795 x 56 x 1270
Cable max 2000 h



Empatia 16, 26, 36 suspension

Carlotta de Bevilacqua, Paola di Arianello
2013



Empatia 16: ø160. Cable max 2000 h

Empatia 26: ø260. Cable max 2100 h

Empatia 36: ø360. Cable max 2200 h







Only for special projects which feasibility must be approved by Artemide technical design department it's possible to create different combinations by joining the Empatia suspension elements

Febe suspension

Ernesto Gismondi, Daniele Moioli

2018



ø609 x 76 diffuser. Cable max 2000 h



Fiamma 30 suspension

Wilmotte & Industries

2015



Ø131 x 300 x 125. Cable max 2000 h



Giò
Patrick Norguet
2018



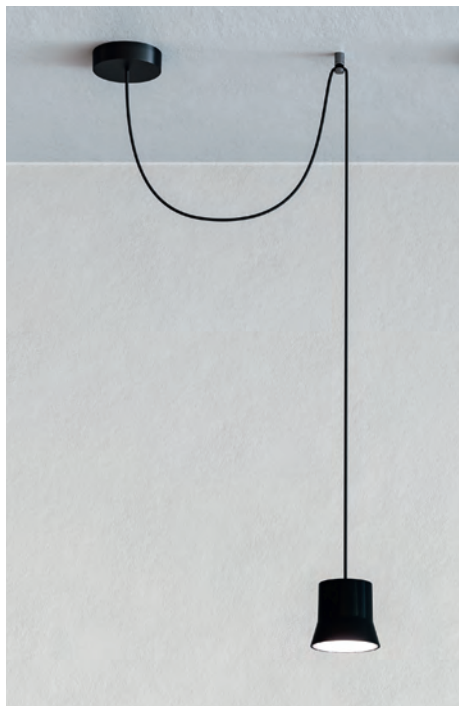
Single lamp: Ø106 x 98 h




Giò decentrata, Giò cluster

Patrick Norguet

2018




Single lamp: Ø106 x 98 h



Gople lamp

BIG
2018



Ø210 x 420 diffuser. Cable max 2000 h



Gople lamp RWB

BIG
2018



Ø210 x 420 diffuser. Cable max 2000 h



Harry H. OLED

Carlotta de Bevilacqua, Laura Pessoni

2017





OLED+ LED  

Ø506 x 527 diffuser. Cable max 2000 h





Harry H. LED, Harry H. naked

Carlotta de Bevilacqua, Laura Pessoni

2018



Harry H. LED: Ø506 x 527 glass diffuser. Cable max 2000 h

Harry H. naked: 310 x 310 x 400. Cable max 2000 h



Incalmo, Incalmo 214

Carlotta de Bevilacqua

2015





Incalmo: ø392 x 532 x ø190 ceiling rose. Cable max 2000 h
Incalmo 214: ø240 x 320 x ø160 ceiling rose. Cable max 2000 h

Ipno vetro

Michele De Lucchi
2017



Ø450 x 315 diffuser. Cable min 960 max 1360 h



Ipno
Michele De Lucchi
2018



Ø620 x 288 diffuser. Cable max 2000 h



Led Net circle suspension

Michele De Lucchi, Alberto Nason

2010



460 x 25 h. Cable max 2000 h

Led Net line 66, 125 suspension

Michele De Lucchi, Alberto Nason

2010



Led Net line 66: 660 x 25 h. Cable max 2000 h
Led Net line 125: 1250 x 25 h. Cable max 2000 h





Logico, Logico mini
Michele De Lucchi, Gerhard Reichert
2001





Logico: (E27) 400 x 400 x 310 diffuser. Cable max 2000 h
Logico 3 in linea: (E27) 1000 x 400 x 310 diffuser. Cable max 2000 h
Logico 3x120°: (E27) 660 x 660 x 310 diffuser. Cable max 2000 h
Ø180 ceiling rose





Logico mini: (E27) 240 x 240 x 220 diffuser
Logico mini 3 in linea: (E27) 660 x 280 x 220 diffuser
Logico mini 3x120°: (E27) 450 x 450 x 220 diffuser
Ø180 ceiling rose. Cable max 2000 h

Mercury, Mercury mini

Ross Lovegrove
2007



288

Mercury: (R7s) \varnothing 1100 x 600 h. Cable max 2000 h
Mercury mini: (R7s) \varnothing 700 x 562 h. Cable max 2000 h





I&T BANK

I&T FINANCE GROUP

CORPORAT
FRANCE SLOVAKIA




Only for special projects which feasibility must be approved by Artemide technical design department it's possible to create different combinations by joining the Mercury elements

Meteorite 15, 35, 48 suspension

Pio & Tito Toso

2014



Meteorite 15: (E14) Ø150 x Ø110 ceiling rose. Cable max 1800 h

Meteorite 35: (E27) Ø350 x Ø150 ceiling rose. Cable max 1250 h

Meteorite 48: (E27) Ø480 x Ø220 ceiling rose. Cable max 1900 h

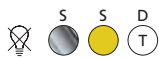


Miconos suspension

Ernesto Gismondi

1998





(E27) ø300. Cable min 1000 max 1550 h

Minomushi suspension

Issey Miyake + Reality Lab.

2012

陰翳
IN-EI
ISSEY MIYAKE




580 x 580 x 2040 h x 200 ceiling rose. Max 4250 h



nh1217 suspension, nh1217 cluster

Neri&Hu

2018



nh1217 suspension 140: (E14) 550 x Ø140 diffuser

nh1217 suspension 250: (E27) 550 x Ø250 diffuser

nh1217 cluster: (E14) 1160 x 1280 x Ø140 diffuser



Nur, Nur mini, Nur 1618

Ernesto Gismondi

2003

THE WAY YOU SAY GOOD MORNING IN ARABIC IS SABAH AL-KHAIR, WHICH MEANS "MORNING OF GOODNESS", AND THE RESPONSE CAN BE EITHER A REPETITION OF THE SAME GREETINGS OR SABAH AN-NUR, WHICH MEANS "MORNING OF LIGHT". THE RESPONSE TO GOOD EVENING IS MASA' AN-NUR, WHICH EXPRESSES THE WISH FOR AN "EVENING OF LIGHT"





Nur mini



Nur



Nur 1618



Nur: (E27) $\varnothing 550 \times 430$ h x $\varnothing 180$ ceiling rose. Cable max 2200 h
Nur Mini: (R7s) $\varnothing 360 \times 285$ h x $\varnothing 180$ ceiling rose. Cable max 2000 h
Nur 1618: (R7s) $\varnothing 900 \times 700$ h x $\varnothing 180$ ceiling rose. Cable max 2600 h






Nur gloss, Nur mini gloss

Ernesto Gismondi

2008





Nur gloss: (E27) ø550 x 430 h. Cable max 2200 h
Nur mini gloss: (R7s) ø360 x 285 h. Cable max 2000 h
ø180 ceiling rose





Nur 1618 Acoustic


Ernesto Gismondi
2016



Ø917 x 705 h x Ø180 ceiling rose. Cable max 2600 h



Orsa 21, 35
Foster+Partners
2016





Orsa 21: Ø210 diffuser. Cable min 700 max 1700 h
Orsa 35: Ø345 diffuser. Cable min 700 max 1700 h

Orsa cluster 3, 5

Foster+Partners
2016



Orsa cluster 3: Ø400 x 425. Cable min 800 max 1700 h
Orsa cluster 5: Ø540 x 570 diffuser. Cable min 900 max 1700 h







Only for special projects which feasibility must be approved by Artemide technical design department it's possible to create different combinations by joining the Orsa elements

Pipe

Herzog & de Meuron
2002



Compasso d'Oro / ADI 2004



ø210 head x max 1380 h x ø180 ceiling rose




Pirce, Pirce mini, Pirce micro

Giuseppe Maurizio Scutellà
2008



Pirce



320

Pirce: (R7s) 940 x 970 x 280 h. Cable max 2000 h
Pirce mini: (R7s) 670 x 690 x 230 h. Cable max 2000 h



Pirce micro



Pirce mini



Pirce micro: 465 x 480 x 130 h. Cable max 2000 h



Pirce gold



Scopas
Neil Poulton
2013






ø500. Cable max 2000 h

Silent field

Carlotta de Bevilacqua, Laura Pessoni
2016




Ø1000 x Ø917 ceiling rose
Cable max 2000 h

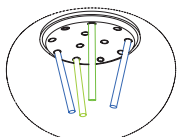
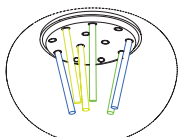
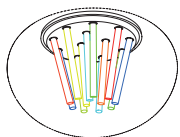


Spectral Light

Philippe Rahm

2015





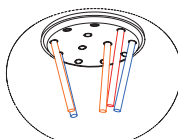
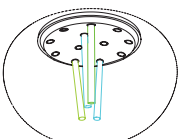
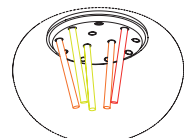
Day



Human



Dog



Night



Cat



Plant



Ø550 x 376 diffuser x Ø400 ceiling rose
Cable min 970 max 1370 h

Stablight A, B, C

Arik Levy

2015



A: (GU10) $\phi 135 \times 130$ h x $\phi 98$ ceiling rose. Cable max 2000 h

B: (GU10) $\phi 100 \times 270$ h x $\phi 98$ ceiling rose. Cable max 2000 h

C: (GU10) $\phi 210 \times 170$ h x $\phi 98$ ceiling rose. Cable max 2000 h




Stabligh

Arik Levy
2015



730 x 385 x ϕ 120 ceiling rose
A: (GU10) ϕ 135 x 130 h
B: (GU10) ϕ 100 x 270 h
C: (GU10) ϕ 210 x 170 h



Talo 90, 120, 150 suspension

Neil Poulton

2001





905 / 1205 / 1505 x 70 diffuser x Ø490 ceiling rose
Cable min 1000 max 1600 h

Tian Xia 500

Carlotta de Bevilacqua
2008



ø500 x 290 h x ø300 ceiling rose. Cable max 2000 h



Tolomeo decentrata suspension

Michele De Lucchi, Giancarlo Piretti

1996



(E27) max 1640 x max 1860 h
diffusers: ø200, ø240, ø320, ø360



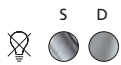
Tolomeo due bracci suspension

Michele De Lucchi, Giancarlo Fassina

1996



Pergamena: (E27) max 1480 x max 1480 h
diffusers: ø240, ø320, ø360, ø420



Aluminium: (E27) max 1500 x max 1200 h

Tolomeo mega suspension


Michele De Lucchi, Giancarlo Fassina
2007



(E27) 290/360 h. Cable max 2000 h
diffusers: ø420 / ø520



Unterlinden
Herzog & de Meuron
2014





Ø117 x 140 x max 1600 h





Vigo suspension

David Chipperfield

2015

“VIGO IS A DOMESTIC LAMP THAT HELPS TO CREATE AN AMBIANCE AND POSSESSES A DISTINCT CHARACTER. CONSIDERING THE DOMESTIC SETTING, IT SEEMS OPPORTUNE TO CREATE A LAMP THAT REINTERPRETS A KNOWN TYPOLOGY.”

DAVID CHIPPERFIELD



ø130 diffuser x 220 h x ø130 ceiling rose
Cable min 420 max 2000 h







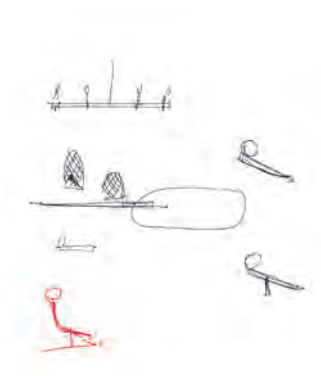
Yanzi Suspension 1

Neri&Hu


2017

“OUR LIGHT PROPOSAL PAYS HOMAGE TO BOTH THE URBAN AND THE NATURAL, THE RIGID AND THE ORGANIC.”

LYNDON NERI & ROSSANA HU



1564 x 310 x 1043 h



Yanzi Suspension

Neri&Hu

2017





Ø 400 x1093 h

- 364 Aede
- 358 Alphabet of light
- 366 Altrove
- 370 Altrove 600
- 372 Cabildo wall
- 374 Cadmo wall
- 376 Calipso
- 380 Choose wall
- 382 Cosmic Angel ceiling
- 384 Crazy
- 386 Décomposé light ceiling
- 388 Demetra faretto
- 390 Demetra wall
- 390 Demetra MD wall
- 392 Demetra Professional wall
- 392 Demetra Professional MD wall
- 393 Demetra Micro wall
- 394 Dioscuri 14, 35, 35, 42 wall/ceiling
- 398 Discovery wall
- 401 Droplet
- 400 Droplet mini
- 402 Edge 21, 30 wall/ceiling
- 404 Empatia 16, 26, 36 wall/ceiling
- 406 Febe
- 408 Fiamma 15, 30 ceiling
- 410 Groupage 20, 32, 45
- 412 Hsiang
- 414 Incalmo, Incalmo 214 ceiling
- 416 Islet
- 417 La Petite wall
- 418 Led Net circle
- 419 Led Net line 66, 125
- 424 Logico ceiling
- 424 Logico ceiling 3x120°
- 424 Logico mini ceiling
- 424 Logico mini ceiling 3x120°
- 424 Logico micro ceiling
- 424 Logico micro ceiling 3x120°
- 422 Logico wall
- 422 Logico mini wall

- 422 Logico micro wall
- 428 Melampo wall
- 430 Melete
- 432 Mercury ceiling
- 432 Mercury mini ceiling
- 436 Mesmeri
- 442 Meteorite 15, 35 wall/ceiling
- 442 Meteorite 15 mini wall/ceiling
- 443 Meteorite 48 ceiling
- 445 Miconos wall, Miconos ceiling
- 446 Microsurf
- 448 Nebula
- 450 Nur mini ceiling
- 452 Nur gloss mini ceiling
- 454 Orbiter ceiling, Orbiter wall
- 456 Pipe wall/ceiling
- 460 Pirce ceiling
- 460 Pirce mini ceiling
- 458 Pirce wall
- 458 Pirce micro wall
- 462 Rea 12, 17
- 464 Skydro
- 468 Talo
- 470 Talo 60, 90, 120, 150
- 472 Teti
- 478 Tolomeo braccio
- 476 Tolomeo wall
- 476 Tolomeo mini wall
- 476 Tolomeo micro wall
- 480 Tolomeo basculante wall
- 484 Tolomeo mega wall
- 474 Tolomeo faretto
- 474 Tolomeo micro faretto
- 475 Tolomeo Pinza
- 475 Tolomeo micro Pinza
- 482 Tolomeo 18, 24, 32 diffusore wall

Alphabet of light

BIG
2016

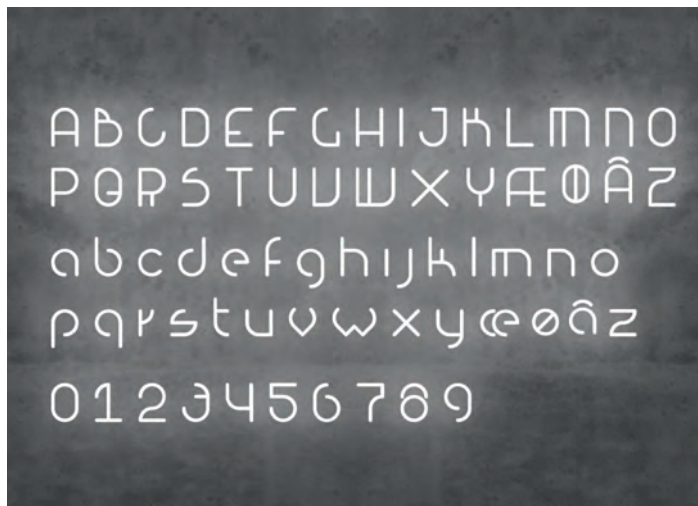
ALPHABET OF LIGHT IS A
WAY OF COMMUNICATING
WITH LIGHT, BOTH IN TERMS
OF LOGOS AND MORE
IN GENERAL TERMS OF
INTERACTION WITH SPACES.



For information on this family product visit artemide.com







L joint



T joint



Linear joint





os over the lazy dog

Aede

Pio & Tito Toso
2017



110 x 100 d




Altrove

Carlotta de Bevilacqua
2008



1000 x 1000 x 100 d/h







Altrove 600

Carlotta de Bevilacqua
2008



600 x 600 x 80 d/h



Cabildo wall

Eric Solè

2007



410 x 190 x 200 d




Cadmo wall

Karim Rashid
2009



(GU10) 130 x 540 x 130 d




Calipso


Neil Poulton
2017


CALIPSO COMES TO LIFE
THANKS TO A CALCULATION
ALGORITHM THAT STARTS
FROM A PHOTO OF THE MOON.
THE RESULT IS A FRACTAL
SHAPE, A NON-PURE
GEOMETRY THAT DISPLAYS
THE IRREGULAR BEAUTY OF
NATURE.



ø526 x 76 d/h









Choose wall

Matteo Thun

2006





IP23

(E27) 237 x 146 x 184 d


Cosmic Angel ceiling

Ross Lovegrove

2009



(R7s + 2G11) 1780 x 800 x 635 h



Crazy

Ernesto Gismondi, Daniele Moioli
2015



700 x 705 x 100 d/h



Decomposé light ceiling


Atelier Oï
2016

"THE PROJECTED LIGHT
IS BROKEN DOWN ON
EACH RING, LIGHT RAYS
COME TO LIFE IN A SCENIC
DANCE, MADE OF SHADOWS
CIRCULATING AROUND THE
CENTRAL HEART."

ATELIER OÏ



(E14) ø100 x 600 h



Demetra faretto

Naoto Fukasawa

2013





ø130 diffuser x ø130 wall support x 185 d

Demetra wall

Naoto Fukasawa

2013



Demetra MD



2,5mt 12min



Movement Detector



Dimmer



Rotation 360°



ø130 head x 637 x 635 d



Demetra professional wall

Naoto Fukasawa

2016



ø130 head x 637 x 635 d

Demetra micro wall

Naoto Fukasawa

2016



ø100 head x max 510 x max 550 d

Dioscuri wall/ceiling

Michele De Lucchi

1999





IP65

Dioscuri 14: (E14) \varnothing 140 x 130 d
Dioscuri 25: (E27) \varnothing 250 x 230 d
Dioscuri 35: (E27) \varnothing 350 x 340 d
Dioscuri 42: (E27) \varnothing 420 x 420 d




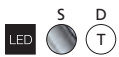


Discovery wall

Ernesto Gismondi

2017

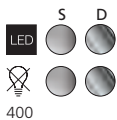




Ø 700 x 739 x 80 d

Droplet mini


Ross Lovegrove
2015



(R7s) ø600 x 340 d/h

Droplet

Ross Lovegrove
2007



ø1100 x 340 h

Edge 21, 30 wall/ceiling

Alessandro Mendini

2004






IP65

Edge 21: (E27) 210 side x 350 x 320 d/h
Edge 30: (E27) 300 side x 485 x 430 d/h

Empatia wall/ceiling

Carlotta de Bevilacqua, Paola di Arianello
2013



Empatia 16: ø160 x 190 d/h
Empatia 26: ø260 x 290 d/h
Empatia 36: ø360 x 380 d/h



Febe

Ernesto Gismondi, Daniele Moioli
2016





ø610 x 86 d/h

Fiamma

Wilmotte & Industries
2015



Fiamma 15: Ø130 x 160 h
Fiamma 30: Ø130 x 310 h



Groupage

Ernesto Gismondi, Daniele Moioli
2014



Groupage 20



Groupage 32



Groupage 45



Groupage 20: 200 x 200 x 340 h
Groupage 32: 320 x 320 x 200 h
Groupage 45: 450 x 450 x 200 h



Hsiang
Mimmo Paladino
2016

MARXOMEROELI



2000 x 2000

ARIOSTOBORGESCALVINO
NOTBUZZATI BOCCACCIOPROUSTKAFKA
JOYCELEOPARDIDANTEPOE

Incalmo ceiling

Carlotta de Bevilacqua
2015

“GLASS AND THE MAGIC OF ITS INSUBSTANTIALITY
IN CONTACT WITH LIGHT, MAKES IT POSSIBLE IN A
CERTAIN SENSE TO DEMATERIALIZE THE LAMP
AND TO WORK DIRECTLY WITH LIGHT, ACHIEVING
ENVIRONMENTAL EFFECTS THAT MODIFY SPACES
AND INTERACT WITH THE ARCHITECTURE”

CARLOTTA DE BEVILACQUA



Incalmo: ø392 x 603 h x ø190 ceiling rose
Incalmo 214: ø240 x 387 h x ø160 ceiling rose



Islet

Mikko Laakkonen
2015



450 x 110 h x 60 d

La Petite wall

Andrea Quaglio, Manuela Simonelli
2016



(E27) ø194 x 258 x 263 d

Led Net circle

Michele De Lucchi, Alberto Nason
2011



650 x 650 x 70 h

Led Net line

Michele De Lucchi, Alberto Nason
2011



Led Net line 66: 660 x 285 x 70 h
Led Net line 125: 1250 x 285 x 70 h





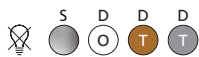
Only for special projects which feasibility must be approved by Artemide technical design department it's possible to create different combinations by joining the Led Net elements

Logico, Logico mini, Logico micro wall

Michele De Lucchi, Gerhard Reichert

2001





Logico: (E27) 330 x 320 x 185 d
Logico mini: (E27) 253 x 220 x 103 d
Logico micro: (E14) 189 x 189 x 103 d

Logico, Logico mini, Logico micro ceiling

Michele De Lucchi, Gerhard Reichert

2001



Logico: (E27) 400 x 400 x 325 h

Logico 3x120°: (E27) 660 x 660 x 350 h

Logico mini: (E27) 280 x 280 x 230 h

Logico mini 3x120°: (E27) 450 x 450 x 230 h

Logico micro: (E14) 180 x 180 x 190 h

Logico micro 3x120°: (E14) 330 x 330 x 210 h





Only for special projects which feasibility must be approved by Artemide technical design department it's possible to create different combinations by joining the Logico ceiling elements



Melampo wall

Adrien Gardère

2003





(E14) ø230 diffuser x 350 x 300 d

Melete

Pio & Tito Toso
2011



(R7s) 228 x 55 x 138 d

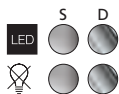


Mercury, Mercury mini ceiling

Ross Lovegrove

2007





Mercury: (R7s) \varnothing 1100 x 600 h
Mercury mini: (R7s) \varnothing 700 x 562 h




Only for special projects which feasibility must be approved by Artemide technical design department it's possible to create different combinations by joining the Mercury ceiling elements.



Mesmeri

Eric Solè

2005






(R7s) 340 x 79 x 221 d









Meteorite 15, 15 mini, 35 wall/ceiling

Pio & Tito Toso

2014



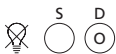
Meteorite 15 mini

Meteorite 15 mini



ø150 x 110 x 100 d/h

Meteorite 15, 35





Meteorite 15: (E14) ø150 x ø65 x 138 d/h

Meteorite 35: (E27) ø350 x ø120 x 307 d/h

Meteorite 48 ceiling

Pio & Tito Toso

2014



(E27) \varnothing 480 x \varnothing 140 x 430 h

Miconos wall, Miconos ceiling

Ernesto Gismondi

1999





Miconos wall: (E27) ϕ 250 x 435 x 325 d
Miconos ceiling: (E27) ϕ 300 x 480 h

Microsurf

Neil Poulton
2013



200 x 40 x 150 d



Nebula
Ross Lovegrove
2012





ø800 x 140 d/h

Nur mini ceiling

Ernesto Gismondi
2007



450

(E27) $\phi 360$ x $\phi 100$ x 280 h




Nur mini gloss ceiling

Ernesto Gismondi

2009






(E27) $\phi 360$ x $\phi 100$ x 280 h

Orbiter wall, Orbiter ceiling

Neil Poulton

2015



ø150 diffuser x ø90 x 51 wall/ceiling support x 190 d/h



Pipe wall/ceiling

Herzog & de Meuron

2002



ø210 head x 1180 d/h x ø180 ceiling rose



Pirce, Pirce micro wall

Giuseppe Maurizio Scutellà

2010



Pirce wall



(R7s) 370 x 250 x 220 d

Pirce micro wall



220 x 148 x 160 d



Pirce, Pirce mini ceiling


Giuseppe Maurizio Scutellà

2012



460

Pirce ceiling: (R7s) 940 x 970 x 440 h
Pirce mini ceiling: (R7s) 670 x 690 x 360 h



Rea
Neil Poulton
2013





Rea 12: 120 x 119 x 147 d
Rea 17: 170 x 168 x 204 d

Skydro

Ross Lovegrove
2008

A SERIES OF PEBBLES FORMS
A BRIGHT SKY REFLECTING
THE LIGHT THAT BOUNCES ON
ITS BIOMORPHIC SURFACES.



Module with lighting unit: (R7s) 1425 x 1360 x 420 h
Module without lighting unit: 1420 x 1360 x 136 h







Talo
Neil Poulton
2002





Talo LED



Talo Halo



210 x 42 x 100 d

(R7s) 210 x 34 x 100 d

Talo 60, 90, 120, 150 wall

Neil Poulton

2001





Talo 60 wall



616 x 40 x 100 d

Talo 90, 120, 150 wall



905 / 1205 / 1505 x 40 x 100 d

Teti
Vico Magistretti
1970



(E27) ø140 x 70 d



Tolomeo faretto, micro faretto

Michele De Lucchi, Giancarlo Fassina

1995



Tolomeo faretto: (E27) 230 x 250 d
Tolomeo micro faretto: (E14) 200 x 200 d

Tolomeo pinza, micro pinza

Michele De Lucchi, Giancarlo Fassina

1995



Tolomeo pinza



(E27) 180 x 230



Tolomeo micro pinza



(E14) 160 x 200



Tolomeo, Tolomeo mini, Tolomeo micro wall

Michele De Lucchi, Giancarlo Fassina

1987



Tolomeo wall



(E27) max 310 x max 1260 d



Tolomeo mini wall



(E27) max 110 x max 1060 d





Tolomeo micro wall

LED



(E14) max 740 x max 730 d

Tolomeo braccio

Michele De Lucchi, Giancarlo Fassina
1996

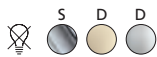


(E27) max 1670 x max 1670 d



Tolomeo basculante wall
Michele De Lucchi, Giancarlo Fassina
2004





(E27) max 750 x max 1117 d
diffuser: ø180

Tolomeo diffusore 18, 24, 32 wall

Michele De Lucchi, Giancarlo Fassina

2006



Tolomeo diffusore 18: (E27) $\varnothing 180 \times 326 \times 278$ d

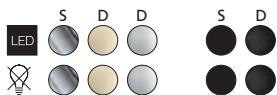
Tolomeo diffusore 24: (E27) $\varnothing 240 \times 352 \times 368$ d

Tolomeo diffusore 32: (E27) $\varnothing 320 \times 406 \times 488$ d



Tolomeo mega wall
Michele De Lucchi, Giancarlo Fassina
2003





(E27) max 1100 x max 1020 d
diffusers: ø320, ø360, ø420

- 488 37 cube
- 490 A.24
- 492 Algoritmo System
- 494 Cata
- 498 Everything 35, 55, 80, 105, 150
- 502 Kao
- 504 Mouette asymmetrical,
- 504 Mouette symmetrical
- 506 Olmo
- 508 PAD 80
- 512 Parabola 80, 100
- 513 Rastaf
- 514 Sharp
- 516 Tagora 80, 270, 570, 970 ceiling
- 518 Tagora 80, 270, 570, 970 recessed
- 520 Tagora 80, 270, 570, 970 suspension
- 522 Una Pro wall/ceiling
- 523 Una Pro 75 ceiling
- 524 Una Pro 75 recessed
- 525 Una Pro Putrella
- 526 Vector 40, 55

37 cube

Carlotta de Bevilacqua, Paola di Arianello
2011





37 x 37 x max 140 h

A.24

Carlotta de Bevilacqua
2017



A.24 IS A COMPREHENSIVE AND FLEXIBLE SYSTEM TO DESIGN LIGHT IN SPACE. A SINGLE 24 MM PROFILE CAN BE INSTALLED IN THE RECESSED, CEILING OR SUSPENSION MODE TO CONTINUOUSLY FOLLOW THE ANGLES ON A FLAT, CURVED OR THREE-DIMENSIONAL SURFACE.



For information on this family product visit artemide.com



Algoritmo System

Carlotta de Bevilacqua, Paola di Arianello
2010



LED

For information on this family product visit artemide.com



Cata

Carlotta de Bevilacqua
2012



Catadioptric



Cata suspension: $\varnothing 146 \times \varnothing 130 \times 157$ h. Cable max 2000 h

Cata ceiling fix: $\varnothing 130 \times 67$ h

Cata ceiling: $\varnothing 146 \times \varnothing 130 \times 176$ h



Wide Optic

Catadioptric unit 10°: $\varnothing 132 \times 122$

Catadioptric unit 14°: $\varnothing 132 \times 95$

TIR Optic (narrow / spot / flood / wide flood / ww): $\varnothing 84 \times 33$

Wide Optic 64°: $\varnothing 125 \times 108$



TIR Optic



Everything 35, 55, 80, 105, 150

Ernesto Gismondi

2013



Everything 35
round-square

Everything 55
round-square

Everything 80
round-square



Everything 35 round: $\varnothing 35 \times 48$ recessed

Everything 35 square: $35 \times 35 \times 48$ recessed

Everything 55 round: $\varnothing 55 \times 78/82/98$ recessed

Everything 55 square: $55 \times 55 \times 78/82/98$ recessed

Everything 80 round trim: $\varnothing 80 \times 115$ recessed

Everything 80 round trimless: $\varnothing 60 \times 115$ recessed. $\varnothing 67$ box

Everything 80 square trim: $80 \times 80 \times 115$ recessed

Everything 80 square trimless: $60 \times 60 \times 115$ recessed. 67×67 box



Everything 105
round-square



Everything 150
round-square

- Everything 105 round trim:** $\phi 105 \times 130$ recessed
- Everything 105 round trimless:** $\phi 80 \times 130$ recessed. $\phi 92$ box
- Everything 105 square trim:** $105 \times 105 \times 130$ recessed
- Everything 105 square trimless:** $80 \times 80 \times 130$ recessed. 92×92 box
- Everything 150 round trim:** $\phi 150 \times 137,5$ recessed
- Everything 150 round trimless:** $\phi 127 \times 137,5$ recessed. $\phi 136$ box
- Everything 150 square trim:** $150 \times 150 \times 137,5$ recessed
- Everything 150 square trimless:** $127 \times 127 \times 137,5$ recessed. 136×136 box



Everything 35
square

Everything 35
round




Kao

Bruno Houssin
2007



For information on this family product visit artemide.com



Mouette asymmetrical, Mouette symmetrical

Wilmotte & Industries

2004



Mouette asymmetrical: 1950 x 424 x 74 ceiling rose

Mouette symmetrical 2500: 2550 x 424 x 74 ceiling rose

Mouette symmetrical: 1350 x 424 x 74 ceiling rose

Cable min 1900 x max 5900 h



Olmo
Giulio Iacchetti
2015





Profile: 1270 x 27 x 27
Spot: 95 x 70 x 25

PAD 80

Carlotta de Bevilacqua
2012



Recessed - Trim version

- Frame for 1 optic unit: 114 x 114 x 78 recessed
- Frame for 2 optic units: 114 x 199 x 78 recessed
- Frame for 3 optic units: 114 x 284 x 78 recessed
- Frame for 4 optic units: 199 x 199 x 78 recessed



Recessed - Trimless version

Frame for 1 optic unit: 90 x 90 x 73 recessed

Frame for 2 optic units: 90 x 175 x 73 recessed

Frame for 3 optic units: 90 x 260 x 73 recessed

Frame for 4 optic units: 175 x 175 x 73 recessed






Ceiling


Frame for 1 optic unit: 96 x 96 x 112 h
Frame for 2 optic units: 96 x 181 x 112 h
Frame for 3 optic units: 96 x 266 x 112 h

Parabola 80, 100


Artemide
2010



Parabola 80
round



Parabola 100
round



Parabola 80
square



Parabola 100
square



Parabola 80 round fixed: $\varnothing 75 \times 87$ recessed
Parabola 80 round adjustable: $\varnothing 88 \times 87$ recessed
Parabola 80 square fix: $75 \times 75 \times 88$ recessed
Parabola 100 round fix: $\varnothing 94 \times 95$ recessed
Parabola 100 round adjustable: $\varnothing 108 \times 97$ recessed
Parabola 100 square fix: $94 \times 94 \times 95$ recessed

Rastaf
Artemide
2013



Rastaf fix: ø86 x 106 x 170 recessed
Rastaf adjustable: ø86 x max 105 x 170 recessed

Sharp

Carlotta de Bevilacqua
2016



Sharp trim



Sharp trimless



Sharp trim 1 optic: 55 x 45 x 53

Sharp trim 2 optics: 55 x 45 x 90

Sharp trim 4 optics: 55 x 45 x 164

Sharp trim 8 optics: 55 x 45 x 312

Sharp trim12 optics: 55 x 45 x 460

Sharp trim 16 optics: 55 x 45 x 608

Sharp trimless 1 optic: 38 x 34,5 x 34 - frame 83 x 40 x 53,5

Sharp trimless 2 optics: 38 x 34,5 x 71 - frame 83 x 77 x 53,5

Sharp trimless 4 optics: 38 x 34,5 x 145 - frame 83 x 151 x 53,5

Sharp trimless 8 optics: 38 x 34,5 x 293 - frame 83 x 299 x 53,5

Sharp trimless 12 optics: 38 x 34,5 x 441 - frame 83 x 447 x 53,5

Sharp trimless 16 optics: 38 x 34,5 x 589 - frame 83 x 595 x 53,5

—



Tagora 80, 270, 570, 970 ceiling

S&R Cornelissen

2008



Tagora 80: (LED) $\varnothing 80 \times 330$ h

Tagora 270: (LED / FLUO) $\varnothing 270 \times 330$ h

Tagora 570: (LED / FLUO) $\varnothing 570 \times 190$ h


Tagora 970: (LED / FLUO) $\varnothing 970 \times 230$ h



Tagora 80, 270, 570, 970 recessed

S&R Cornelissen

2008



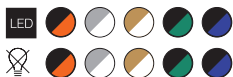


Tagora 80: (LED) ø80 x 175 recessed
Tagora 270: (LED / FLUO) ø272 x 240 recessed
Tagora 570: (LED / FLUO) ø642 x 186 recessed
Tagora 970: (LED / FLUO) ø1046 x 227 recessed

Tagora 80, 270, 570, 970 suspension

S&R Cornelissen

2008



Tagora 80: (LED) $\varnothing 80 \times 330 \times \varnothing 100$ ceiling rose

Tagora 270: (LED / FLUO) $\varnothing 270 \times 330 \times \varnothing 180$ ceiling rose

Tagora 570: (LED / FLUO) $\varnothing 570 \times 190 \times \varnothing 180$ ceiling rose

Tagora 970: (LED / FLUO) $\varnothing 970 \times 230 \times \varnothing 180$ ceiling rose

Cable max 2000 h



Una Pro wall/ceiling

Carlotta de Bevilacqua
2010

Patent of Invention - MI2010A000185




9 LED: 150 x 150 plate. ϕ 100 wall/ceiling support x 280/225
12 LED: 150 x 150 plate. ϕ 100 wall/ceiling support x 280/225
16 LED: 150 x 150 plate. ϕ 100 wall/ceiling support x 280/225

Una Pro 75 ceiling

Carlotta de Bevilacqua
2010

Patent of Invention - MI2010A000185



4 LED: 120 x 120
2x4 LED: 120 x 240

Una Pro 75 recessed

Carlotta de Bevilacqua
2010

Patent of Invention - MI2010A000185



4 LED: 150 x 150 x 4 frame. 147 x 147 x 80 d
2x4 LED: 150 x 250 x 4 frame. 147 x 250 x 80 d

Una Pro Putrella

Carlotta de Bevilacqua
2010

Patent of Invention - MI2010A000185



Una Pro putrella ceiling 100 x 100 x 1500.
Una Pro putrella suspension 100 x 100 x 1500.
Cable max 2000 h

Vector 40, 55
Carlotta de Bevilacqua
2017



Vector 40: Ø40 x 103
Vector 55: Ø55 x 130





Vector magnetic track



Vector zoom



Vector Semi recessed



Trimless



Trim



Vector Recessed







- 534 Chilone
- 536 Ciclope
- 538 Cuneo
- 538 Cuneo mini
- 540 Ippolito 45, 90
- 542 Nuda
- 544 O
- 548 Oblique
- 550 Piroscrafo
- 552 Reeds
- 552 Reeds triplo
- 556 Tetragono 45, 90
- 558 Tolomeo Outdoor Lampione
- 558 Tolomeo Outdoor Paralume
- 564 Tolomeo XXL
- 566 Walking

Chilone
Ernesto Gismondi
2009





Chilone floor 45: 168 x 175 x 450 h
Chilone floor 90: 168 x 175 x 900 h
Chilone up: 168 x 160 x 490 h
Chilone pole: 168 x 210 x 2500 h
Chilone wall: 168 x 435 x 48 x 255 d

Ciclope

Alessandro Pedretti (Studio Rota & Partners)

2009



- Ciclope floor 50:** 50 x 170 x 500 h x 110 head
- Ciclope floor 50 bilateral:** 50 x 170 x 500 h x 170 head
- Ciclope floor 90:** 50 x 170 x 900 h x 110 head
- Ciclope floor 90 bilateral:** 50 x 170 x 900 h x 170 head
- Ciclope recessed:** 170 x 270 h x 100 x 40 recessed
- Ciclope wall:** 50 x 170 x 270 h x 110 head



Cuneo, Cuneo mini

Klaus Begasse

2010





Cuneo: 170 x 70 x 200
Cuneo mini: 64 x 80 x 200

Ippolito

Alessandro Pedretti (Studio Rota & Partners)

2011



Ippolito 45: Ø200 x 450 h
Ippolito 90: Ø200 x 900 h



Nuda
Ernesto Gismondi
2010





Nuda floor 50 mono/bilateral: 48 x 168 x 500 h. 195 x 130 base
Nuda floor 100 mono/bilateral: 48 x 168 x 1000 h. 195 x 130 base
Nuda recessed: 180 x 235 x 55


O
Elemental
2018



O floor: Ø900 x 140 x 460 base
O suspension: Ø900







Oblique

Arik Levy

2014



Oblique 75: ø100 diffuser x 150 x 180 x 750 h


Oblique 45: ø100 diffuser x 150 x 180 x 450 h

Oblique wall/floor/pole: ø100 diffuser x 150 x 190. Pole 3000 h



Piroscafo

Ernesto Gismondi
2014




ø190 x 170 x 275 h



Reeds, Reeds tripla

Klaus Begasse

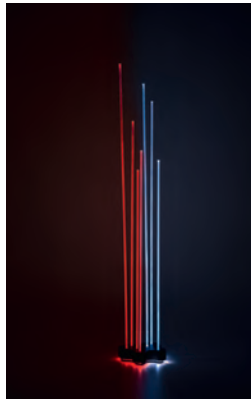
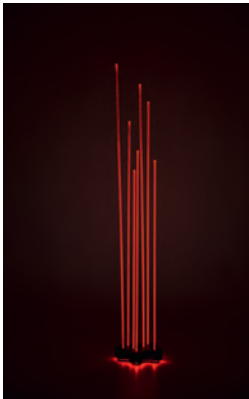


2013





IP67 / IP68

Reeds: 224 x 219 base x 1499 h
Reeds tripla: 418 x 423 base x 1499 h



Reeds RGBW



Tetragono

Ernesto Gismondi
2013



Tetragono floor 45: 130 x 130 x 450 h
Tetragono floor 90: 130 x 130 x 900 h
Tetragono wall 45: 130 x 130 x 165 d



Tolomeo outdoor

Michele De Lucchi, Giancarlo Fassina
2015



Tolomeo paralume floor



Tolomeo lampione floor



Tolomeo paralume hook

Tolomeo outdoor paralume



Floor: ø600 base x max 1257 x max 2320 h

Hook: ø522 x 360 x 131. Cable max 2000

Suspension: ø522 x 300 x ø142 ceiling rose Cable max 2000

Diffuser: ø520



Tolomeo lampione hook



Tolomeo lampione suspension



Tolomeo paralume suspension

Tolomeo outdoor lampione



Floor: ø600 base x max 1080 x max 2320 h
Hook: 230. Cable max 2000
Suspension: ø142 x 47 ceiling rose Cable max 2000
Diffuser: ø146 x 161

Tolomeo XXL

Michele De Lucchi, Giancarlo Fassina
2009





ø1000 base x max 3553 x 3519 h

Walking

Carlotta de Bevilacqua
2017

“WALKING IS A FAMILY OF OUTDOOR APPLIANCES THAT DESIGN DYNAMIC LIGHTING LANDSCAPES WITH A NEW AND DIFFERENT APPROACH FOCUSED ON HUMAN PERCEPTION FOR VISUAL AND PSYCHOLOGICAL DETAILS.”

CARLOTTA DE BEVILACQUA

Walking space



Rotosymmetric distribution



Asymmetric distribution


Walking graphic



Light blade 180°, 270°, 370°









Walking space 60: 50 x 50 x 650 h. 200 x 50 x 50 head

Walking space 90: 50 x 50 x 950 h. 200 x 50 x 50 head

Walking space 250: 50 x 50 x 2558 h. 200 x 50 x 50 head. 300 x 300 x 10 base

Walking space wall: 200 x 50 x 50 head. 100 x 100 x 36 wall support



Walking graphic: 200 x 50 x 57 d/h

Walking focus



FOCUS 60 / 90
 Monolateral diffused emission
 Bilateral diffused emission
 360° rotation



FOCUS WALL 60
 Monalateral or bilateral
 diffused emission



FOCUS WALL 30
 Monalateral or bilateral
 diffused emission



Walking focus 60: 50 x 100 x 630 h. 112 x 112 x 6 base
Walking focus 90: 50 x 100 x 930 h. 112 x 112 x 6 base
Walking focus wall 30: 303 x 100 x 50 d
Walking focus wall 60: 603 x 100 x 50 d



A. BOOK INFORMATION

574	Products Lamping
596	Energy Labels
598	How to read the catalogue
600	Artemide Worldwide

PRODUCTS LAMPING

C ceiling, F floor, H hook, S suspension, T table, W wall, W/C wall/ceiling
R recessed, Sr semi-recessed, Tr truck

Energy Label

Aede	W	LED	20W	1281 lm	2700K	Dim (Push)	CRI = 90	1
Aggregato	S	(E27) 1x15W LED DIM or 1x77W Halo - not included				Dim		30
Alfa	T	(E14) 2x6W LED DIM or 2x30W Halo - not included				Dimmer		30
Alphabet of light "A"	W	LED	30W	2300 lm	3000K		CRI = 80	1
Alphabet of light "a"	W	LED	20W	1450 lm	3000K		CRI = 80	1
Alphabet of light "B"	W	LED	31W	2450 lm	3000K		CRI = 80	1
Alphabet of light "b"	W	LED	23W	1700 lm	3000K		CRI = 80	1
Alphabet of light "C"	W	LED	20W	1450 lm	3000K		CRI = 80	1
Alphabet of light "c"	W	LED	17W	1200 lm	3000K		CRI = 80	1
Alphabet of light "D"	W	LED	29W	2300 lm	3000K		CRI = 80	1
Alphabet of light "d"	W	LED	23W	1700 lm	3000K		CRI = 80	1
Alphabet of light "E"	W	LED	26W	1900 lm	3000K		CRI = 80	1
Alphabet of light "e"	W	LED	20W	1450 lm	3000K		CRI = 80	1
Alphabet of light "F"	W	LED	19W	1400 lm	3000K		CRI = 80	1
Alphabet of light "f"	W	LED	16W	1150 lm	3000K		CRI = 80	1
Alphabet of light "G"	W	LED	21W	1050 lm	3000K		CRI = 80	1
Alphabet of light "g"	W	LED	25W	1850 lm	3000K		CRI = 80	1
Alphabet of light "H"	W	LED	27W	3200 lm	3000K		CRI = 80	1
Alphabet of light "h"	W	LED	23W	1650 lm	3000K		CRI = 80	1
Alphabet of light "I"	W	LED	11W	750 lm	3000K		CRI = 80	1
Alphabet of light "i"	W	LED	8W	500 lm	3000K		CRI = 80	1
Alphabet of light "J"	W	LED	21W	1550 lm	3000K		CRI = 80	1
Alphabet of light "j"	W	LED	13W	900 lm	3000K		CRI = 80	1
Alphabet of light "K"	W	LED	26W	1900 lm	3000K		CRI = 80	1
Alphabet of light "k"	W	LED	23W	1650 lm	3000K		CRI = 80	1
Alphabet of light "L"	W	LED	17W	2450 lm	3000K		CRI = 80	1

Alphabet of light "I"	W	LED	11W	750 lm	3000K	CRI = 80	1
Alphabet of light "M"	W	LED	38W	2900 lm	3000K	CRI = 80	1
Alphabet of light "m"	W	LED	29W	2150 lm	3000K	CRI = 80	1
Alphabet of light "N"	W	LED	25W	1900 lm	3000K	CRI = 80	1
Alphabet of light "n"	W	LED	19W	1400 lm	3000K	CRI = 80	1
Alphabet of light "O"	W	LED	27W	2100 lm	3000K	CRI = 80	1
Alphabet of light "o"	W	LED	21W	1600 lm	3000K	CRI = 80	1
Alphabet of light "P"	W	LED	27W	2300 lm	3000K	CRI = 80	1
Alphabet of light "p"	W	LED	23W	1700 lm	3000K	CRI = 80	1
Alphabet of light "Q"	W	LED	31W	3000 lm	3000K	CRI = 80	1
Alphabet of light "q"	W	LED	23W	1700 lm	3000K	CRI = 80	1
Alphabet of light "R"	W	LED	30W	2300 lm	3000K	CRI = 80	1
Alphabet of light "r"	W	LED	14W	900 lm	3000K	CRI = 80	1
Alphabet of light "S"	W	LED	23W	1700 lm	3000K	CRI = 80	1
Alphabet of light "s"	W	LED	21W	1550 lm	3000K	CRI = 80	1
Alphabet of light "T"	W	LED	17W	2050 lm	3000K	CRI = 80	1
Alphabet of light "t"	W	LED	17W	1150 lm	3000K	CRI = 80	1
Alphabet of light "U"	W	LED	24W	1800 lm	3000K	CRI = 80	1
Alphabet of light "u"	W	LED	19W	1400 lm	3000K	CRI = 80	1
Alphabet of light "V"	W	LED	25W	1900 lm	3000K	CRI = 80	1
Alphabet of light "v"	W	LED	18W	1300 lm	3000K	CRI = 80	1
Alphabet of light "W"	W	LED	38W	1900 lm	3000K	CRI = 80	1
Alphabet of light "w"	W	LED	24W	1800 lm	3000K	CRI = 80	1
Alphabet of light "X"	W	LED	27W	2000 lm	3000K	CRI = 80	1
Alphabet of light "x"	W	LED	15W	1000 lm	3000K	CRI = 80	1
Alphabet of light "Y"	W	LED	21W	1550 lm	3000K	CRI = 80	1
Alphabet of light "y"	W	LED	25W	1800 lm	3000K	CRI = 80	1
Alphabet of light "Z"	W	LED	27W	2000 lm	3000K	CRI = 80	1
Alphabet of light "z"	W	LED	24W	1800 lm	3000K	CRI = 80	1
Alphabet of light "Ø"	W	LED	36W	1900 lm	3000K	CRI = 80	1
Alphabet of light "ø"	W	LED	27W	2100 lm	3000K	CRI = 80	1
Alphabet of light "Å"	W	LED	35W	1990 lm	3000K	CRI = 80	1
Alphabet of light "å"	W	LED	25W	1850 lm	3000K	CRI = 80	1
Alphabet of light "Æ"	W	LED	42W	1800 lm	3000K	CRI = 80	1

Alphabet of light "æ"	W	LED	32W	2250 lm	3000K	CRI = 80	1
Alphabet of light "0"	W	LED	27W	2100 lm	3000K	CRI = 80	1
Alphabet of light "1"	W	LED	23W	1650 lm	3000K	CRI = 80	1
Alphabet of light "2"	W	LED	28W	2100 lm	3000K	CRI = 80	1
Alphabet of light "3"	W	LED	24W	1700 lm	3000K	CRI = 80	1
Alphabet of light "4"	W	LED	23W	1650 lm	3000K	CRI = 80	1
Alphabet of light "5"	W	LED	29W	2200 lm	3000K	CRI = 80	1
Alphabet of light "6"	W	LED	25W	1850 lm	3000K	CRI = 80	1
Alphabet of light "7"	W	LED	19W	1400 lm	3000K	CRI = 80	1
Alphabet of light "8"	W	LED	33W	2600 lm	3000K	CRI = 80	1
Alphabet of light "9"	W	LED	25W	1850 lm	3000K	CRI = 80	1
Alphabet of light linear 120	S	LED	35W	3484 lm	3000K	Dim (Push-DALI)	CRI = 80 1
Alphabet of light linear 180	S	LED	50W	5226 lm	3000K	Dim (Push-DALI)	CRI = 80 1
Alphabet of light linear 240	S	LED	63W	6968 lm	3000K	Dim (Push-DALI)	CRI = 80 1
Alphabet of light circular Ø 90	S	LED	55W	6041 lm	3000K	Dim (Push-DALI)	CRI = 80 1
Alphabet of light circular Ø 155	S	LED	91W	10739 lm	3000K	Dim (Push-DALI)	CRI = 80 1
Altrove direct/indirect light	S	LED	90W + 80W (RGB)	3200 lm	3000K	Dim (Push)	CRI = 90 1
Altrove	W/C	LED	90W + 80W (RGB)	3200 lm	3000K	Dim (Push)	CRI = 90 1
Altrove 600 direct/indirect light	S	LED	80W	3140 lm	3000K	Dim (Push)	CRI = 90 1
Altrove 600	W/C	LED	76W	3141 lm	3000K	Dim (Push)	CRI = 90 1
Ameluna	S	LED	41W	3276 lm	3000K	Dim (Push)	CRI = 90 1
Ameluna RGB	S	LED	45W	3414 lm	3000K + RGB	Dim (Push)	1
Athena	F	LED	44W	3266 lm	2700K	Dimmer	CRI = 90 1
		LED	44W	3492 lm	3000K	Dimmer	CRI = 90 1
Boalum	T	LED	20W	865 lm	2700K		CRI = 90 1
Cabildo	S	LED	44W	2641 lm	2700K	Dim (Push)	CRI = 90 1
		LED	44W	2824 lm	3000K	Dim (Push)	CRI = 90 1
	F	LED	44W	2641 lm	2700K	Dimmer	CRI = 90 1

Cabildo	F	LED 44W	2824 lm	3000K	Dimmer	CRI = 90	1	
	W	LED 28W	1996 lm	2700K	Dim (Push)	CRI = 90	1	
		LED 28W	2137 lm	3000K	Dim (Push)	CRI = 90	1	
Cadmo	F	Indirect: (R7s) 11W LED DIM or 230W Halo - not included			Dimmer		30	
		Direct: (E27) 1x20W LED reflector - not included						
		Indirect: LED 44W	3831 lm	2700K	Dimmer	CRI = 90	1	
		Direct: (GU10) 10W LED - included		2700K	Not dim			
		Indirect: LED 44W	4003 lm	3000K	Dimmer	CRI = 90	1	
		Direct: (GU10) 10W LED - included		3000K	Not dim			
W	(GU10) 2x10W LED DIM - included			Dim		1		
	S	LED 55W	2844 lm	2700K	Dim (Push)	CRI = 90	1	
LED 55W		2844 lm	3000K	Dim (Push)	CRI = 90	1		
W		LED 55W	2844 lm	2700K	Dim (Push)	CRI = 90	1	
		LED 55W	2844 lm	3000K	Dim (Push)	CRI = 90	1	
Callimaco	F	LED 45W	3225 lm	2700K	Dimmer	CRI = 90	1	
Castore 14	T	(E14) 1x6W LED - not included					30	
	S	(E14) 1x6W LED DIM- not included			Dim		30	
Castore 25	T	(E27) 1x15W LED DIM or 1x77W Halo - not included			Dimmer		30	
	S	(E27) 1x15W LED DIM or 1x77W Halo - not included			Dim		30	
Castore 35	T	(E27) 1x21W LED DIM or 1x150W Halo - not included			Dimmer		30	
	F	(E27) 1x21W LED DIM or 1x150W Halo - not included			Dimmer		30	
		(E27) 1x21W LED DIM or 1x150W Halo - not included			Dim		30	
Castore 42	S	(E27) 1x21W LED DIM or 1x150W Halo - not included			Dim		30	
Cata catadioptric	C/S	LED 30W	10°	898 lm	3000K	DALI	CRI = 80	1
		LED 30W	10°	951 lm	4000K		CRI = 80	1
		LED 30W	14°	754 lm	3000K	DALI Switch Dim	CRI = 80	1
		LED 30W	14°	800 lm	4000K		CRI = 80	1
		LED 30W	64°	2013 lm	3000K	Dimmable	CRI = 80	1
		LED 30W	64°	2134 lm	4000K		CRI = 80	1
Cata TIR	C/S	LED 22,5W	8°	994 lm	3000K	DALI	CRI = 90	1
		LED 22,5W	8°	1069 lm	4000K		CRI = 90	1
		LED 22,5W	16°	1127 lm	3000K	DALI Switch Dim	CRI = 90	1
		LED 22,5W	16°	1212 lm	4000K		CRI = 90	1
		LED 22,5W	28°	1073 lm	3000K	Dim	CRI = 90	1

Cata TIR	C/S	LED	22,5W	28°	1154 lm	4000K	DALI	CRI = 90	1
		LED	22,5W	48°	1144 lm	3000K		CRI = 90	1
		LED	22,5W	48°	1230 lm	4000K	DALI Switch	CRI = 90	1
		LED	22,5W	WW	1111 lm	3000K	Dim	CRI = 90	1
		LED	22,5W	WW	1195 lm	4000K		CRI = 90	1
Cata wide	C/S	LED	22,5W	64°	2013 lm	3000K		CRI = 90	1
		LED	22,5W	64°	2134 lm	4000K		CRI = 90	1
Chilone	W	LED	16W		515 lm	3000K		CRI = 80	1
Chilone 45/90	F	LED	8W		194 lm	3000K		CRI = 80	1
Chilone pole 250	F	LED	16W		310 lm	3000K		CRI = 80	1
Chilone up floor	F	LED	16W		515 lm	3000K		CRI = 80	1
Chimera	F	(G5) 3x28W fluorescent - included					Dimmer		23
Chlorophilia	S	LED	44W		3146 lm	3000K	Dim (Push)	CRI = 90	1
Chlorophilia 2	S	LED	44W		3146 lm	3000K	Dim (Push)	CRI = 90	1
Choose	T	(E27) 1x8W LED or 1x57W Halo - not included							30
	F	(E27) 2x8W LED or 2x57W Halo - not included							30
	S	(E27) 1x15W LED DIM or 1x77W Halo - not included					Dimmer		30
	W	(E27) 1x6W LED DIM or 1x46W Halo - not included					Dim - without switch		30
Choose mega	F	Indirect: (E27) 1x8W LED or 1x100W Halo reflector - not included							30
		Direct: (E27) 3x15W LED or 3x77W Halo - not included							
	S	(E27) 3x15W LED DIM or 3x77W Halo - not included					Dim		30
Ciclope	W/R	LED	6,5W		284 lm	3000K		CRI = 80	1
Ciclope floor 50/90	F	LED	6,5W		284 lm	3000K		CRI = 80	1
Ciclope floor bilateral 50/90	F	LED	13W		568 lm	3000K		CRI = 80	1
Copernico	S	LED	38W		2565 lm	3000K	Dim (Push)		1
Copernico 500	S	LED	27W		2375 lm	3000K	Dim (Push)		1
Cosmic Angel	S	(R7s) 2x11W LED DIM or 2x400W Halo - not included					Dim		30
	C	(R7s) 2x11W LED DIM or 2x400W Halo - not included + (2G11) 2x55W fluo - included					Dim		62
Cosmic leaf	F	(G53) 1x8,5W LED or 1x100W Halo - not included							30
Crazy	W/C	LED	35W		3310 lm	3000K	Dim (1-10V)	CRI = 80	1
Cuneo	FW	LED	17W		595 lm	3000K		CRI = 80	1
Cuneo mini	FW	LED	11W		886 lm	3000K		CRI = 80	1

Dalù	T	(E14) 1x4W LED or 1x30W Halo - not included						30
	T	(E27) 1x6W LED or 1x8W Fluo - not included						2
Decomposé light	F	LED	45W	3564 lm	3000K	Dimmer	CRI = 90	1
	C/S	(E27) 1x6W LED or 1x8W Fluo - not included						2
Demetra	T/F/W	LED	8W	360 lm	2700K	Dimmer	CRI = 90	1
		LED	8W	385 lm	3000K	Dimmer	CRI = 90	1
Demetra MD	T/F/W	LED	8W	385 lm	3000K	Dimmer	CRI = 90	1
Demetra Professional	T/F/W	LED	12W	960 lm	3000K	Dimmer	CRI = 90	1
Demetra Professional MD	T/F/W	LED	12W	960 lm	3000K	Dimmer	CRI = 90	1
Demetra faretto with switch	W	LED	9W	360 lm	2700K	Dimmer	CRI = 90	1
		LED	9W	385 lm	3000K	Dimmer	CRI = 90	1
Demetra faretto without switch	W	LED	8W	360 lm	2700K	Dimmer	CRI = 90	1
		LED	8W	385 lm	3000K	Dimmer	CRI = 90	1
Demetra micro	T/W	LED	6W	241 lm	2700K	Dimmer	CRI = 90	1
		LED	6W	257 lm	3000K	Dimmer	CRI = 90	1
Dioscuri 14	T	(E14) 1x6W LED - not included						30
	W/C	(E14) 1x6W LED DIM - not included				Dim		30
Dioscuri 25	T	(E27) 1x15W LED DIM or 1x77W Halo - not included				Dimmer		30
	W/C	(E27) 1x15W LED DIM or 1x77W Halo - not included				Dim		30
Dioscuri 35	T	(E27) 1x21W LED DIM or 1x150W Halo - not included				Dimmer		30
	W/C	(E27) 1x21W LED DIM or 1x150W Halo - not included				Dim		30
Dioscuri 42	T	(E27) 1x21W LED DIM or 1x150W Halo - not included				Dimmer		30
	W/C	(E27) 1x21W LED DIM or 1x150W Halo - not included				Dim		30
Discovery	S/W	LED	46W	2298 lm	3000K	Dim (Push)	CRI = 90	1
Discovery vertical 70	S	LED	44,5W	2250 lm	3000K	Dim (Push)	CRI = 90	1
Discovery vertical 100	S	LED	63W	3195 lm	3000K	Dim (Push)	CRI = 90	1
Discovery vertical 140	S	LED	89W	4500 lm	3000K	Dim (Push)	CRI = 90	1
Droplet	C	(R7s) 3x11W LED DIM or 3x160W Halo - not included				Dim		30
		LED	3x29W	3031 lm	2700K	Dim (Push)	CRI = 90	1
		LED	3x29W	3241 lm	3000K		CRI = 90	1
Droplet mini	W/C	(R7s) 1x11W LED DIM or 1x160W Halo - not included				Dim		30
		LED	29W	1168 lm	2700K	Dim (Push)	CRI = 90	1
		LED	29W	1249 lm	3000K		CRI = 90	1
Dulcinea	F	(G5) 2x80W linear Fluo + (2G10) 1x36W - included						22

Eclisse	T	(E14) 1x4W LED or 1x25W Halo - not included							30
Edge 21	W/C	(E27) 1x8W LED DIM or 1x20W - not included					Dim		2
Edge 30	S/W/C	(E27) 1x8W LED DIM or 1x23W - not included					Dim		2
Eggboard matrix 800x800	S	LED	16W		1313 lm	3000K	Dimmable (Push)	CRI = 80	1
		LED	16W		1313 lm	4000K		CRI = 80	1
		Direct: LED 16W			1313 lm	3000K	Dimmable (Push)	CRI = 80	1
		Indirect: LED 23W			2015 lm	3000K		CRI = 80	
		Direct: LED 16W			1313 lm	4000K	Dimmable (Push)	CRI = 80	1
		Indirect: LED 23W			2117 lm	4000K		CRI = 80	
Eggboard matrix 1600x800	S	LED	31W		2626 lm	3000K	Dimmable (Push)	CRI = 80	1
		LED	31W		2626 lm	4000K		CRI = 80	1
		Direct: LED 31W			2626 lm	3000K	Dimmable (Push)	CRI = 80	1
		Indirect: LED 44W			4030 lm	3000K		CRI = 80	
		Direct: LED 31W			2626 lm	4000K	Dimmable (Push)	CRI = 80	1
		Indirect: LED 44W			4234 lm	4000K		CRI = 80	
Empatia 16	T S/W/C	LED	11W		567 lm	3000K	Dimmer	CRI = 90	1
Empatia 26	T	LED	20W		710 lm	3000K	Dimmer	CRI = 90	1
	S/W/C	LED	16W		710 lm	3000K	Dimmable (Push)	CRI = 90	1
Empatia 36	T	LED	26W		1273 lm	3000K	Dimmer	CRI = 90	1
	S/W/C	LED	24W		710 lm	3000K	Dimmable (Push)	CRI = 90	1
Equilibrat	T	LED	12W		240 lm + 380lm	3000K	Dimmer	CRI = 90	1
Everything 35	R	LED	1,4W	14°	70 lm	2700K		CRI = 90	1
		LED	1,4W	14°	105 lm	3000K		CRI = 90	1
		LED	1,4W	24°	70 lm	2700K		CRI = 90	1
		LED	1,4W	24°	105 lm	3000K		CRI = 90	1
Everything 55	R	LED	1,4W	20°	476 lm	2700K		CRI = 80	1
		LED	1,4W	20°	476 lm	3000K		CRI = 80	1
		LED	1,4W	34°	442 lm	2700K		CRI = 80	1
		LED	1,4W	34°	442 lm	3000K		CRI = 80	1
		LED	8,5W	20°	634 lm	2700K		CRI = 80	1
		LED	8,5W	20°	634 lm	3000K		CRI = 80	1

Everything 55	R	LED 8,5W	34°	589 lm	2700K	CRI = 80	1	
		LED 8,5W	34°	589 lm	3000K	CRI = 80	1	
Everything 80	R	LED 13W	23°	993 lm	2700K	CRI = 90	1	
		LED 13W	23°	1038 lm	3000K	CRI = 80	1	
		LED 13W	28°	1007 lm	2700K	CRI = 90	1	
		LED 13W	28°	1052 lm	3000K	CRI = 90	1	
		LED 13W	46°	986 lm	2700K	CRI = 90	1	
		LED 13W	46°	1030 lm	3000K	CRI = 90	1	
		LED 13W	25°	850 lm	2700K	CRI = 90	1	
Everything 105	R	LED 13W	25°	888 lm	3000K	CRI = 90	1	
		LED 13W	28°	866 lm	2700K	CRI = 90	1	
		LED 13W	28°	905 lm	3000K	CRI = 90	1	
		LED 13W	46°	708 lm	2700K	CRI = 90	1	
		LED 13W	46°	739 lm	3000K	CRI = 90	1	
		LED 24,4W	18°	1957 lm	2700K	CRI = 90	1	
Everything 150	R	LED 24,4W	18°	2045 lm	3000K	CRI = 90	1	
		LED 24,4W	28°	1727 lm	2700K	CRI = 90	1	
		LED 24,4W	28°	1804 lm	3000K	CRI = 90	1	
		LED 24,4W	46°	1606 lm	2700K	CRI = 90	1	
		LED 24,4W	46°	1677 lm	3000K	CRI = 90	1	
		Fato	T	(E14) 2x4W LED or 2x30W Halo - not included				
Febe	S/W/C	LED 30W		2182 lm	2700K	Dim (Push)	CRI = 90	1
		LED 30W		2260 lm	3000K	Dim (Push)	CRI = 90	1
Fiamma 15	F	LED 14W		1321 lm	3000K	Dimmer	CRI = 90	1
	C	LED 20W		1620 lm	3000K	Dim (Push)	CRI = 90	1
Fiamma 30	S/C	LED 28W		1878 lm	3000K	Dim (Push)	CRI = 90	1
Genesy	F	Indirect: (R7s) 11W LED DIM or 230W Halo - not included					Dimmer	20
		Direct: LED 12W		450 lm	3000K	CRI = 80		
Giò single	S	LED 8W		445 lm	3000K		CRI = 80	1
Giò decentrata	S	LED 8W		445 lm	3000K		CRI = 80	1
Giò cluster	S	LED 24W		1335 lm	3000K		CRI = 80	1
Gople lamp	S	(E27) 1x21W LED DIM or 1x150W Halo - not included					30	
Gople lamp RWB	S	Direct: LED 21W- RWB		1100 lm	4000K	Dim	CRI = 90	1
		Indirect: LED 39W - White		2250 lm	2700K			

Groupage 20	C	LED	13W	491 lm	3000K	Dim (Push)	CRI = 80	1
Groupage 32	C	LED	23W	1451 lm	3000K	Dim (Push)	CRI = 80	1
Groupage 45	C	LED	40W	3036 lm	3000K	Dim (Push)	CRI = 80	1
Harry H. OLED	S	Direct: OLED 33W		1100 lm	4000K	Dim	CRI = 90	1
		Indirect: LED 37W		3000 lm	2700K			
Harry H. LED Harry H. naked	S	Direct: LED 21W		1500 lm	4000K	Dim	CRI = 90	1
		Indirect: LED 37W		3000 lm	2700K			
Hsiang	W	LED	41W	emotional light green, red, yellow and blue				1
Ilio	F	LED	45W	3332 lm	2700K	Dimmer	CRI = 90	1
		LED	45W	3564 lm	3000K	Dimmer	CRI = 90	1
Ipno vetro	S	LED	35W	1658 lm	3000K	Dim (Push)	CRI = 90	1
Ipno	S	LED	40W	3040 lm	3000K	Dim (Push)	CRI = 90	1
Incalmo	S/C	LED	44W	2945 lm	3000K	Dim (Push)	CRI = 90	1
Incalmo 214	S/C	LED	29W	2020 lm	3000K	Dim (Push)	CRI = 90	1
Ippolito 45	F	LED	15W	1060 lm	3000K		CRI = 80	1
Ippolito 90	F	LED	15W	1130 lm	3000K		CRI = 80	1
Ipparco	T	LED	8,5W	453 lm	3000K	Dimmer	CRI = 80	1
Islet	W	LED	16W	1174 lm	3000K	Dim (Push)	CRI = 90	1
Laguna 16	T	(E14) 1x8W LED - not included						2
Laguna 26	T	(E27) 1x20W LED DIM - not included				Dimmer		2
Laguna 37	T	(E27) 1x20W LED DIM - not included				Dimmer		2
La Petite	T	(E14) 1x6W LED - not included						2
	F	(E27) 1x12W LED - not included						2
	W	(E27) 1x6W LED DIM - not included				Dim		2
Led Net line 66	C/S	LED	23W	1265 lm	3000K		CRI = 80	1
Led Net line 125	C/S	LED	45W	2530 lm	3000K	Dim (Push)	CRI = 80	1
Led Net circle	C/S	LED	43W	2502 lm	3000K	Dim (Push)	CRI = 80	1
Lesbo	T	(E27) 1x15W LED DIM or 1x77W Halo - not included				Dimmer		30
	T	(E27) 3x9W LED DIM or 3x46W Halo - not included				Dimmer		30
Logico	S/C	(E27) 1x15W LED DIM or 1x116W Halo - not included				Dim		30
	W	(E27) 2x8W LED DIM or 2x57W Halo - not included				Dim		30
Logico 3 in linea	S	(E27) 3x15W LED DIM or 3x116W Halo - not included				Dim		30
Logico 3x120°	S/C	(E27) 3x15W LED DIM or 3x116W Halo - not included				Dim		30

Logico mini	T	(E14) 3x4W LED DIM or 3x30W Halo - not included	Dimmer	30	
	S/C	(E27) 1x10W LED DIM or 1x77W Halo - not included	Dim	30	
	W	(E27) 1x8W LED DIM or 1x57W Halo - not included	Dim	30	
Logico mini 3 in linea	S	(E27) 3x10W LED DIM or 3x77W Halo - not included	Dim	30	
Logico mini 3x120°	S/C	(E27) 3x10W LED DIM or 3x77W Halo - not included	Dim	30	
Logico micro	W/C	(E14) 1x6W LED DIM or 1x46W Halo - not included	Dim	30	
Logico micro 3x120°	C	(E14) 3x6W LED DIM or 3x46W Halo - not included	Dim	30	
Megaron	F	LED 45W	3480 lm 2700K	Dimmer CRI = 90	1
		LED 45W	3697 lm 3000K	Dimmer CRI = 90	1
Melampo	T/F	(E27) 2x8W LED or 2x57W Halo - not included		30	
Melampo	W	(E14) 1x6W LED DIM or 1x46W Halo - not included	Dim	30	
Melampo notte	T	(E14) 1x6W LED or 1x46W Halo - not included		30	
Melampo mega	F	(E27) 2x15W LED or 2x116W Halo - not included	Dimmer	30	
		(R7s) 1x11W LED DIM or 1x160W Halo - not included	Dim	30	
Melete	W	LED 27W	2047 lm 2700K	Dim (Push) CRI = 90	1
		LED 27W	2191 lm 3000K	Dim (Push) CRI = 90	1
Mendori IN-EI	S	LED 8W	425 lm 3000K	Dimmer CRI = 80	1
		(R7s) 2x11W LED DIM or 2x160W Halo - not included	Dim	30	
Mercury	S/C	LED 2x29W	2893 lm 2700K	Dim (Push) CRI = 90	1
		LED 2x29W	3094 lm 3000K	Dim (Push) CRI = 90	1
		(R7s) 1x11W LED DIM or 1x160W Halo - not included	Dim	30	
Mercury mini	S/C	LED 29W	1447 lm 2700K	Dim (Push) CRI = 90	1
		LED 29W	1547 lm 3000K	Dim (Push) CRI = 90	1
		(R7s) 1x11W LED DIM or 1x230W Halo - not included	Dim	30	
Mesmeri	W	LED 28W	2450 lm 2700K	Dim (Push) CRI = 90	1
		LED 28W	2622 lm 3000K	Dim (Push) CRI = 90	1
Metacolor LED	F	LED 65W	4000 lm 3000K	Dimmer CRI = 90	1
		+ LED 75W (RGB) + LED blue 4,5W presence light			
Meteorite 15	T	(E14) 1x6W LED - not included		30	
	S/W/C	(E14) 1x6W LED DIM - not included	Dim	30	
Meteorite 15 mini LED	W/C	LED 8W	285 lm 3000K	CRI = 90	1
Meteorite 35	T/F	(E27) 1x21W LED DIM or 1x150W Halo - not included	Dimmer	30	
	S/W/C	(E27) 1x21W LED DIM or 1x150W Halo - not included	Dim	30	

Meteorite 48	T	(E27) 1x21W LED DIM or 1x150W Halo - not included			Dimmer		30
	S/C	(E27) 1x21W LED DIM or 1x150W Halo - not included			Dim		30
Meteorite 15 stem	T	(E14) 1x6W LED - not included					30
Meteorite 35 stem	T	(E27) 1x21W LED DIM or 1x150W Halo - not included			Dimmer		30
Mezzachimera	T	(E27) 3x9W LED or 3x46W Halo - not included					30
Miconos	S	(E27) 1x15W LED DIM or 1x23W Fluo globe Ø cm. 12 - not included			Dim		2
	W	(E27) 1x12W LED DIM or 1x20W Fluo globe Ø cm. 9 - not included			Dim		2
	C	(E27) 1x15W LED DIM or 1x23W fluo globe Ø cm. 9 - not included			Dim		2
Microsurf	W	LED 20W	1942 lm	3000K		CRI = 80	1
Mimesi	F	Indirect: LED 42W	3733 lm	3000K	Dimmer	CRI = 90	1
		Diffused: LED 3W	100 lm	6000K		CRI = 80	
Minomushi IN-EI	F	LED 28W	1745 lm	3000K	Dimmer	CRI = 80	1
	S	LED 28W	1745 lm	3000K	Dim (Push)	CRI = 80	1
Montjuic	F	(R7s) 1x11W LED DIM or 1x400W Halo - not included			Dimmer		30
Mouette asymmetrical	S	LED 80W	10368 lm	3000K	Dali or Not Dim	CRI = 80	1
Mouette symmetrical 2500	S	LED 105W	13824 lm	3000K	Dali or Not Dim	CRI = 80	1
Mouette symmetrical	S	LED 55W	622 lm	3000K	Dali or Not Dim	CRI = 80	1
Nebula	W/C	LED 50W	2062 lm	3000K			1
Nessino	T	(E14) 4x2W LED or 4x20W Halo - not included					30
Nesso	T	(E14) 4x2W LED or 4x20W Halo - not included					30
New Nature	F	Indirect: LED 43W	3132 lm	2700K	Dimmer	CRI = 90	1
		Direct: LED 10W	260 lm	3000K		CRI = 80	
		Indirect: LED 43W	3350 lm	3000K	Dimmer	CRI = 90	1
		Direct: LED 10W	260 lm	3000K		CRI = 80	
nh1217	T	(E14) 1x6W LED - not included					2
nh1217 suspension 140	S	(E14) 1x6W LED - not included					2
nh1217 suspension 250	S	(E27) 1x15W LED DIM - not included			Dim		2
nh1217 cluster	S	(E14) 3x6W LED DIM - not included			Dim		2
Nuda	R	LED 8W	180 lm	3000K		CRI = 80	1
Nuda 50	F	LED 8W	180 lm	3000K		CRI = 80	1
Nuda 50 bilateral	F	LED 8W	147 lm	3000K		CRI = 80	1
Nuda 100	F	LED 17W	306 lm	3000K		CRI = 80	1

Nuda 100 bilateral	F	LED 17W	250 lm	3000K		CRI = 80	1
Nur	S	(E27) 1x21W LED DIM or 1x205W Halo - not included			Dim		30
		LED 45W	1882 lm	2700K	Dim (Push)	CRI = 90	1
Nur gloss	S	(E27) 1x21W LED DIM or 1x205W Halo - not included			Dim		30
		LED 45W	2006 lm	2700K	Dim (Push)	CRI = 90	1
Nur 1618 acoustic	S	LED 95W	6479 lm	3000K	Dim (Push)	CRI = 90	1
Nur 1618	S	(R7s) 2x11W LED DIM or 2x400W Halo - not included			Dim		30
		LED 95W	4556 lm	3000K	Dim (Push)	CRI = 90	1
Nur mini	S	(E27) 1x11W LED DIM or 1x160W Halo - not included			Dim		30
		LED 30W	1501 lm	2700K	Dim (Push)	CRI = 90	1
	C	(E27) 1x21W LED DIM or 1x150W Halo - not included			Dim		30
		LED 30W	1287 lm	2700K	Dim (Push)	CRI = 90	1
Nur gloss mini	S/C	(E27) 1x21W LED DIM or 1x150W Halo - not included			Dim		30
		LED 30W	1287 lm	2700K	Dim (Push)	CRI = 90	1
O	F/S	LED 46W	1600 lm	2700K		CRI = 80	1
Objective	T	LED 11W	Spot 270 lm	3000K	Dimmer	CRI = 80	1
			Diffused 275 lm	3000K			
Oblique 45/75	F	LED 15W	750 lm	3000K		CRI = 80	1
Oblique	W/F	LED 20W	918 lm	3000K		CRI = 80	1
		LED 16W	22° 1233 lm	2700K		CRI = 90	1
		LED 16W	22° 1319 lm	3000K		CRI = 90	1
		LED 16W	29° 1237 lm	2700K	Dali or Not Dim	CRI = 90	1
LED 16W	29° 1324 lm	3000K	CRI = 90	1			
Olmo	S	LED 16W	42° 1236 lm	2700K		CRI = 90	1
		LED 16W	42° 1322 lm	3000K		CRI = 90	1
Onfale grande	T	(E27) 1x8W LED or 1x77W Halo - not included					30
		+ (E14) 1x2W LED or 1x20W Halo - not included					
Onfale medio	T	(E27) 1x6W LED or 1x46W Halo - not included					30
		+ (E14) 1x2W LED or 1x20W Halo - not included					
Onfale piccolo	T	(E14) 1x6W LED or 1x46W Halo - not included					30
Orbiter	C	LED 20W	1493 lm	3000K	Dim (Push)	CRI = 90	1
	W	LED 20W	1585 lm	3000K	Dim (Push)	CRI = 90	1
Orsa 21	S	LED 8,5W	562 lm	3000K		CRI = 90	1
Orsa 35	S	LED 20W	1861 lm	3000K	Dim (Push)	CRI = 90	1

Orsa cluster 3	S	LED	22W		1686 lm	3000K	Dim (Push)	CRI = 90	1	
Orsa cluster 5	S	LED	37W		2810 lm	3000K	Dim (Push)	CRI = 90	1	
PAD 80	R/C	LED	9,5W	15°	710 lm	3000K		CRI = 80	1	
		LED	9,5W	15°	810 lm	4000K		CRI = 80	1	
		LED	9,5W	24°	610 lm	3000K		CRI = 80	1	
		LED	9,5W	24°	695 lm	4000K		CRI = 80	1	
		LED	9,5W	36°	645 lm	3000K		CRI = 80	1	
		LED	9,5W	36°	735 lm	4000K		CRI = 80	1	
		LED	9,5W	98°	620 lm	3000K		CRI = 80	1	
		LED	9,5W	98°	704 lm	4000K		CRI = 80	1	
Parabola 80	R	LED	12W	52°	749 lm	2700K		CRI = 90	1	
		LED	12W	52°	1019 lm	3000K		CRI = 90	1	
		LED	12W	64°	745 lm	2700K		CRI = 90	1	
		LED	12W	64°	1006 lm	3000K		CRI = 90	1	
		LED	12W	76°	733 lm	2700K		CRI = 90	1	
		LED	12W	76°	1043 lm	3000K		CRI = 90	1	
Parabola 100	R	LED	17W	50°	959 lm	2700K		CRI = 90	1	
		LED	17W	50°	1407 lm	3000K		CRI = 90	1	
		LED	17W	64°	942 lm	2700K		CRI = 90	1	
		LED	17W	64°	1382 lm	3000K		CRI = 90	1	
		LED	17W	76°	948 lm	2700K		CRI = 90	1	
		LED	17W	76°	1392 lm	3000K		CRI = 90	1	
Patrodo	T	(E27) 1x15W LED DIM or 1x77W Halo - not included						Dimmer		30
Pausania	T	LED	10W		690 lm	2700K 6500K	Dimmer	CRI = 90	1	
Pipe	F S/W/C	LED	27W		1763 lm	2700K	Dimmer Dim (Push)	CRI = 90	1	
Pirce	S/C	(R7s) 1x11W LED DIM or 1x330W Halo - not included						Dim		30
	W	(R7s) 1x11W LED DIM or 1x230W Halo - not included						Dim		30
	S/C	LED	44W		3097 lm	2700K		Dim (Push)	CRI = 90	1
		LED	44W		3313 lm	3000K		Dim (Push)	CRI = 90	1
Pirce mini	S/C	(R7s) 1x11W LED DIM or 1x330W Halo - not included						Dim		30
		LED	44W		3097 lm	2700K		Dim (Push)	CRI = 90	1
		LED	44W		3313 lm	3000K		Dim (Push)	CRI = 90	1

Pirce micro	S	LED 27W		2573 lm	2700K	Dim (Push)	CRI 90	1	
		LED 27W		2753 lm	3000K	Dim (Push)	CRI 90	1	
	W	LED 27W		2586 lm	2700K	Dim (Push)	CRI 90	1	
		LED 27W		2768 lm	3000K	Dim (Push)	CRI 90	1	
Piroscafo	F	LED 14W		1143 lm	3000K		CRI 80	1	
Prometeo	F	Indirect: LED 4x15W (RGBW)							
		Diffused: LED 25W			1600 lm	3000K	Dimmer	CRI 90	1
Rastaf	R	LED 12W	20°	391 lm	2700K		CRI 80	1	
		LED 12W	20°	355 lm	3000K		CRI 80	1	
		LED 12W	32°	311 lm	2700K		CRI 80	1	
		LED 12W	32°	285 lm	3000K		CRI 80	1	
		LED 12W	32°	285 lm	3000K		CRI 80	1	
Rea 12	W	LED 9W		790 lm	3000K		CRI 80	1	
Rea 17	W	LED 20W		1950 lm	3000K		CRI 80	1	
Reeds IP 67/IP 68	F	LED 9,5W		79 lm	3000K		CRI 80	1	
Reeds Triplo IP 67/IP 68	F	LED 28W		237 lm	3000K	Dim (Push)	CRI 80	1	
Scopas	S	LED 80W		3440 lm	3000K	Dim (Push)	CRI 80	1	
Sharp (1 optic group)	R	LED 3W	17°	200 lm	2700K		CRI>90	1	
		LED 3W	17°	200 lm	3000K		CRI>90	1	
		LED 3W	34°	215 lm	2700K		CRI>90	1	
		LED 3W	34°	215 lm	3000K		CRI>90	1	
		LED 3W	54°	210 lm	2700K		CRI>90	1	
		LED 3W	54°	210 lm	3000K		CRI>90	1	
		LED 3W	54°	210 lm	3000K		CRI>90	1	
Sharp (2 optic groups)	R	LED 5,5W	17°	400 lm	2700K		CRI>90	1	
		LED 5,5W	17°	400 lm	3000K		CRI>90	1	
		LED 5,5W	34°	431 lm	2700K		CRI>90	1	
		LED 5,5W	34°	431 lm	3000K		CRI>90	1	
		LED 5,5W	54°	420 lm	2700K		CRI>90	1	
		LED 5,5W	54°	420 lm	3000K		CRI>90	1	
		LED 5,5W	54°	420 lm	3000K		CRI>90	1	
Sharp (4 optic groups)	R	LED 11W	17°	742 lm	2700K		CRI>90	1	
		LED 11W	17°	742 lm	3000K		CRI>90	1	
		LED 13W	17°	791 lm	4000K		CRI>90	1	
		LED 13W	34°	697 lm	2700K		CRI>90	1	
		LED 13W	34°	697 lm	3000K		CRI>90	1	
		LED 13W	34°	697 lm	3000K		CRI>90	1	

Sharp (4 optic groups)	R	LED	13W	34°	743 lm	4000K	CRI>90	1	
		LED	13W	54°	713 lm	2700K	CRI>90	1	
		LED	13W	54°	713 lm	3000K	CRI>90	1	
		LED	13W	54°	760 lm	4000K	CRI>90	1	
Sharp (8 optic groups)	R	LED	22W	17°	1600 lm	3000K	CRI>90	1	
		LED	22W	17°	1713 lm	4000K	CRI>90	1	
		LED	22W	34°	1724 lm	3000K	CRI>90	1	
		LED	22W	34°	1844 lm	4000K	CRI>90	1	
		LED	22W	54°	1681 lm	3000K	CRI>90	1	
		LED	22W	54°	1798 lm	4000K	CRI>90	1	
Sharp (12 optic groups)	R	LED	33W	17°	2401 lm	3000K	CRI>90	1	
		LED	33W	17°	2569 lm	4000K	CRI>90	1	
		LED	33W	34°	2585 lm	3000K	CRI>90	1	
		LED	33W	34°	2766 lm	4000K	CRI>90	1	
		LED	33W	54°	2521 lm	3000K	CRI>90	1	
		LED	33W	54°	2698 lm	4000K	CRI>90	1	
Sharp (16 optic groups)	R	LED	44W	17°	3201lm	3000K	CRI>90	1	
		LED	44W	17°	3425 lm	4000K	CRI>90	1	
Sharp (16 optic groups)	R	LED	44W	34°	3471 lm	3000K	CRI>90	1	
		LED	44W	34°	3688 lm	4000K	CRI>90	1	
		LED	44W	54°	3362 lm	3000K	CRI>90	1	
		LED	44W	54°	3597 lm	4000K	CRI>90	1	
Shogun	T	(E27) 1x8W LED or 1x150W Halo - not included						30	
Silent Field	S	LED	25W		1148 lm	3000K	Dim (Push)	CRI = 90	1
Sisifo	T	LED	13,5W		646 lm	3000K	Dimmer	CRI = 80	1
	C	(R7s) 1x11W LED DIM or 1x160W Halo - not included						Dim	30
Skydro	C	LED	29W		1554 lm	2700K	Dim (Push)	CRI = 90	1
	C	LED	29W		1662 lm	3000K	Dim (Push)	CRI = 90	1
Spectral light	S	Indirect: LED 42W			2666 lm	3000K	Dim (Push)	CRI = 90	1
		Direct: LED 18W emotional light							
Stablight	S	(GU10) 3x6,8W 36° PAR LED DIM - not included						Dim	9
Stablight A, B, C	S	(GU10) 6,8W 36° PAR LED DIM - not included						Dim	9
Tagora 80	R/S	LED	14W	36°	1027 lm	3000K		CRI = 90	1
		LED	14W	36°	1059 lm	4000K		CRI = 90	1

Tagora 80	R/S	LED 14W	44°	1110 lm	3000K	CRI = 90	1	
		LED 14W	44°	1145 lm	4000K	CRI = 90	1	
		LED 14W	62°	1015 lm	3000K	CRI = 90	1	
		LED 14W	62°	1046 lm	4000K	CRI = 90	1	
Tagora 270	C/R/S	(G24q-3) 2x26W Fluo or (GR14q-1) 2x17W Fluo - not included				DALI / Not Dim	7	
		LED 31W	16°	1400 lm	3000K	DALI Dim	CRI = 90	1
		LED 31W	16°	1480 lm	4000K	DALI Dim	CRI = 90	1
		LED 31W	33°	1270 lm	3000K	DALI Dim	CRI = 90	1
		LED 31W	33°	1320 lm	43000K	DALI Dim	CRI = 90	1
Tagora 570	C/R	(2G11) 4x36W Fluo - not included				DALI or Not Dim	9	
		C/R/S	LED 60W		3570 lm	3000K	DALI Dim	CRI = 80
	LED 60W			3820 lm	4000K	DALI Dim	CRI = 80	1
	S		(2G11) 4x36W Fluo - not included				DALI or Not Dim	9
		LED 78W Direct+Indirect		4675 lm	3000K	DALI Dim	CRI = 80	1
LED 78W Direct+Indirect		5000 lm	4000K	DALI Dim	CRI = 80	1		
Tagora 970	C/R/S	(G5) 4x24W + 4x39W Fluo - not included				DALI or Not Dim	9	
Tagora 970	C/R/S	LED 105W		5570 lm	3000K	DALI Dim	CRI = 80	1
		LED 105W		5960 lm	4000K	DALI Dim	CRI = 80	1
	S	LED 122W Direct+Indirect		6930 lm	3000K	DALI Dim	CRI = 80	1
		LED 122W Direct+Indirect		6930 lm	4000K	DALI Dim	CRI = 80	1
		Talok professional	T	LED 12W		745 lm	3000K	Dimmer
Talo	W	(R7s) 1x11W LED DIM or 1x120W Halo - not included				Dim	30	
		LED 20W		1343 lm	2700K	Dim (Push)	CRI = 90	1
		LED 20W		1343 lm	3000K	Dim (Push)	CRI = 90	1
Talo 60	W	LED 25W		2923 lm	3000K	Dim (Push)	CRI = 80	1
Talo 90	W/S	LED 32W		3707 lm	3000K	Dim (Push) or Not Dim	CRI = 80	1
Talo 120	W/S	LED 51W		5772 lm	3000K		CRI = 80	1
Talo 150	W/S	LED 60W		6711 lm	3000K		CRI = 80	1
Tempio	T	LED 14W		610 lm	3000K	Dimmer	CRI = 80	1
Teti	W/C	(E27) 1x6W LED DIM or 1x30W Halo - not included				Dim	30	
Tetragono	W	LED 15W		447 lm	3000K		CRI = 80	1

Tetragono 45/90	F	LED 15W	437 lm	3000K		CRI = 80	1
		Direct: LED 42W	2807 lm	3000K		CRI = 90	
Tian Xia 500	S	Indirect: LED 37W	3199 lm	3000K	Dimmer	CRI = 90	1
		Diffused: LED 33W (RGB)					
		(GY6,35) 1x2,5W LED or 50W/12V Halo - not included			2 light levels		30
Tizio	T	LED 8W	439 lm	2700K	Dimmer	CRI = 90	1
		LED 8W	439 lm	3000K	Dimmer	CRI = 90	1
Tizio 35	T	(GY6,35) 1x2,5W LED or 35W/12V Halo - not included			2 light levels		30
Tizio micro	T	(G4) 1x2,4W LED or 20W/12V Halo - not included					30
		(E27) 1x8W LED or 1x77W Halo - not included					30
Tolomeo	T/F/W	LED 10W	593 lm	2700K	Dimmer	CRI = 90	1
		LED 10W	593 lm	3000K	Dimmer	CRI = 90	1
Tolomeo LED MD	T	LED 10W	593 lm	2700K	Dimmer	CRI = 90	1
		LED 10W	593 lm	3000K	Dimmer	CRI = 90	1
Tolomeo LED TW	T/F	LED 14W (amber, white, blue)	450 lm	2300K 10000K	Dimmer	CRI = 80	1
		(E27) 1x8W LED or 1x77W Halo - not included					30
Tolomeo braccio	W	LED 10W	593 lm	2700K	Dimmer	CRI = 90	1
		LED 10W	593 lm	3000K	Dimmer	CRI = 90	1
Tolomeo maxi	F	(E27) 1x21W LED DIM - included		3000K	Dimmer		30
		(E27) 1x8W LED or 1x77W Halo - not included					30
Tolomeo mini	T/W	LED 10W	593 lm	2700K	Dimmer	CRI = 90	1
		LED 10W	593 lm	3000K	Dimmer	CRI = 90	1
Tolomeo mini LED MD	T	LED 10W	593 lm	2700K	Dimmer	CRI = 90	1
		LED 10W	593 lm	3000K	Dimmer	CRI = 90	1
Tolomeo midi LED	T	LED 9W	461 lm	2700K	Dimmer	CRI = 90	1
		LED 9W	461 lm	3000K	Dimmer	CRI = 90	1
		(E14) 1x4W LED or 1x46W Halo - not included					30
Tolomeo micro	T/F/W	LED 9W	461 lm	2700K	Dimmer	CRI = 90	1
		LED 9W	461 lm	3000K	Dimmer	CRI = 90	1
		(E27) 1x8W LED or 1x77W Halo - not included					30
Tolomeo reading	F	LED 10W	593 lm	2700K	Dimmer	CRI = 90	1
		LED 10W	593 lm	3000K	Dimmer	CRI = 90	1
Tolomeo basculante	T/F/W	(E27) 1x8W LED or 1x46W Halo - not included					30

Tolomeo basculante reading	F	(E27) 1x8W LED or 1x46W Halo - not included					30	
		(E27) 1x8W LED / LED DIM or 1x150W Halo - not included				Dimmer / On-Off	30	
		LED	31W	Natural diffuser: 1868 lm/1884 lm	2700K	Dimmer	CRI = 90	1
		LED	31W	Grey diffuser: 1770 lm/1789 lm	2700K	Dimmer	CRI = 90	1
Tolomeo mega	T/F/W	LED	31W	Black diffuser: 1579 lm/1582 lm	2700K	Dimmer	CRI = 90	1
		LED	31W	Natural diffuser: 1999 lm/2016 lm	3000K	Dimmer	CRI = 90	1
		LED	31W	Grey diffuser: 1894 lm/1914 lm	3000K	Dimmer	CRI = 90	1
		LED	31W	Black diffuser: 1690 lm/1693 lm	3000K	Dimmer	CRI = 90	1
	S	(E27) 1x21W LED DIM or 1x150W Halo - not included				Dim		30
Tolomeo due bracci alluminio	S	(E27) 2x8W LED DIM or 2x150W Halo - not included				Dim		30
Tolomeo due bracci pergamena	S	(E27) 2x8W LED DIM or 2x77W Halo - not included				Dim		30
Tolomeo decentrata	S	(E27) 1x8W LED DIM or 1x77W Halo - Ø200/240 - not included				Dim		30
		(E27) 1x21W LED DIM or 1x150W Halo - Ø320/360 - not included				Dim		30
		(E27) 1x8W LED or 1x77W Halo - not included						30
Tolomeo faretto	W	LED	10W	593 lm	2700K	Dim Switch or Not Dim	CRI = 90	1
		LED	10W	593 lm	3000K		CRI = 90	1
		(E14) 1x6W LED or 1x46W Halo - not included						30
Tolomeo micro faretto	W	LED	9W	461 lm	2700K	Dim Switch or Not Dim	CRI = 90	1
		LED	9W	461 lm	3000K		CRI = 90	1
		(E27) 1x8W LED or 1x77W Halo - not included						30
Tolomeo pinza	W	LED	10W	593 lm	2700K	Dim Switch	CRI = 90	1
		LED	10W	593 lm	3000K		CRI = 90	1
		(E14) 1x6W LED or 1x46W Halo - not included						30
Tolomeo micro pinza	W	LED	9W	461 lm	2700K	Dim Switch	CRI = 90	1
		LED	9W	461 lm	3000K		CRI = 90	1
Tolomeo 18 diffusore	W	(E27) 1x9W LED DIM or 1x46W Halo - not included				Dim		30
Tolomeo 24 diffusore	W	(E27) 1x15W LED DIM or 1x77W Halo - not included				Dim		30
Tolomeo 32 diffusore	W	(E27) 1x21W LED DIM or 1x150W Halo - not included				Dim		30
Tolomeo paralume	F/S/H	LED	20W	815 lm	3000K		CRI = 80	1
Tolomeo lampione	F/S/H	LED	20W	1631 lm	3000K		CRI = 80	1
Tolomeo XXL	F	LED	55W	5233 lm	3000K		CRI = 90	1

Una Pro - 9 LED	W/C/R	LED 10,5W	6°	536 lm	3000K	CRI = 85	1
		LED 10,5W	6°	570 lm	3700K	CRI = 80	1
		LED 10,5W	20°	529 lm	3000K	CRI = 85	1
		LED 10,5W	20°	536 lm	3700K	CRI = 80	1
		LED 10,5W	38°	517 lm	3000K	CRI = 85	1
		LED 10,5W	38°	550 lm	3700K	CRI = 80	1
Una Pro - 12 LED	W/C/R	LED 13W	6°	726 lm	3000K	CRI = 85	1
		LED 13W	6°	772 lm	3700K	CRI = 80	1
		LED 13W	20°	719 lm	3000K	CRI = 85	1
		LED 13W	20°	765 lm	3700K	CRI = 80	1
		LED 13W	38°	689 lm	3000K	CRI = 85	1
		LED 13W	38°	733 lm	3700K	CRI = 80	1
Una Pro - 16 LED	W/C/R	LED 20W	6°	982 lm	3000K	CRI = 85	1
		LED 20W	6°	1045 lm	3700K	CRI = 80	1
		LED 20W	20°	929 lm	3000K	CRI = 85	1
		LED 20W	20°	988 lm	3700K	CRI = 80	1
		LED 20W	38°	915 lm	3000K	CRI = 85	1
		LED 20W	38°	973 lm	3700K	CRI = 80	1
Una Pro 75 - 4 LED	C/R	LED 6W	6°	320 lm	3000K	CRI = 85	1
		LED 6W	6°	340 lm	3700K	CRI = 80	1
		LED 6W	20°	313 lm	3000K	CRI = 85	1
		LED 6W	20°	333 lm	3700K	CRI = 80	1
		LED 6W	38°	297 lm	3000K	CRI = 85	1
		LED 6W	38°	316 lm	3700K	CRI = 80	1
Una Pro 75 - 2x4 LED	C/R	LED 14W	6°	640 lm	3000K	CRI = 85	1
		LED 14W	6°	680 lm	3700K	CRI = 80	1
		LED 14W	20°	626 lm	3000K	CRI = 85	1
		LED 14W	20°	666 lm	3700K	CRI = 80	1
		LED 14W	38°	594 lm	3000K	CRI = 85	1
		LED 14W	38°	632 lm	3700K	CRI = 80	1
Una Pro 150 - 9 LED H.15/ H.30	C	LED 10,5W	6°	536 lm	3000K	CRI = 85	1
		LED 10,5W	6°	570 lm	3700K	CRI = 80	1
		LED 10,5W	20°	529 lm	3000K	CRI = 85	1
		LED 10,5W	20°	563 lm	3700K	CRI = 80	1

Una Pro 150 - 9 LED H.15/ H.30	C	LED 10,5W	38°	517 lm	3000K	CRI = 85	1			
		LED 10,5W	38°	550 lm	3700K	CRI = 80	1			
Una Pro Putrella 6x4 LED	S	LED 36W	6°	1920 lm	3000K	CRI = 85	1			
		LED 36W	6°	2040 lm	3700K	CRI = 80	1			
		LED 36W	20°	1878 lm	3000K	CRI = 85	1			
		LED 36W	20°	1998 lm	3700K	CRI = 80	1			
		LED 36W	38°	1782 lm	3000K	CRI = 85	1			
		LED 36W	38°	1896 lm	3700K	CRI = 80	1			
		Unterlinden	S	LED 7,5W		339 lm	2700K	CRI = 90	1	
LED 7,5W				349 lm	3000K	CRI = 90	1			
T	LED 9W			339 lm	2700K	Dimmer	CRI = 90	1		
	LED 9W			349 lm	3000K	Dimmer	CRI = 90	1		
Vector 40 magnetic: 48V dc / Track 230V	Tr		LED 11W	16°	540 lm	3000K	DALI Dim	CRI = 90	1	
			LED 11W	16°	540 lm	4000K		CRI = 90	1	
		LED 11W	22°	584 lm	3000K	CRI = 90		1		
		LED 11W	22°	584 lm	4000K	CRI = 90		1		
		LED 11W	32°	528 lm	3000K	CRI = 90		1		
		LED 11W	32°	528 lm	4000K	CRI = 90		1		
		Vector 55 magnetic: 48V dc / Track 230V	Tr	LED 26W	16°	1492 lm		3000K	DALI Dim	CRI = 90
LED 26W	16°			1492 lm	4000K	CRI = 90	1			
LED 26W	22°			1465 lm	3000K	CRI = 90	1			
LED 26W	22°			1465 lm	4000K	CRI = 90	1			
LED 26W	32°			1596 lm	3000K	CRI = 90	1			
LED 26W	32°			1596 lm	3000K	CRI = 90	1			
Vector 55 magnetic 48V dc / 230V Zoom	Tr			LED 23W	22° 32°	659 lm 1137 lm	3000K			CRI = 90
		LED 23W	22° 32°	659 lm 1137 lm	4000K	CRI = 90	1			
		Vector 40	R	LED 11W	14°	540 lm	3000K		CRI = 90	1
				LED 11W	14°	540 lm	4000K		CRI = 90	1
LED 11W	21°			584 lm	3000K	CRI = 90	1			
LED 11W	21°			584 lm	4000K	CRI = 90	1			
LED 11W	28°			529 lm	3000K	CRI = 90	1			
LED 11W	28°			529 lm	4000K	CRI = 90	1			

Vector 55	R	LED	15W	16°	1248 lm	3000K	CRI = 90	1
		LED	15W	16°	1248 lm	4000K	CRI = 90	1
		LED	15W	23°	1225 lm	3000K	CRI = 90	1
		LED	15W	23°	1225 lm	4000K	CRI = 90	1
		LED	15W	32°	1356 lm	3000K	CRI = 90	1
		LED	15W	32°	1356 lm	4000K	CRI = 90	1
Vector 55	sR	LED	11W	16°	594 lm	3000K	CRI = 90	1
		LED	11W	16°	594 lm	4000K	CRI = 90	1
		LED	11W	23°	592 lm	3000K	CRI = 90	1
		LED	11W	23°	592 lm	4000K	CRI = 90	1
		LED	11W	32°	552 lm	3000K	CRI = 90	1
		LED	11W	32°	552 lm	4000K	CRI = 90	1
Vigo	F	(GU10) 1x6,8W LED - not included						9
	S	(GU10) 1x6,8W LED DIM - not included					Dim	9
Walking space asymmetrical rotsymmetrical	F/W/C	LED	10W - White Light 2W (each colour) - RGBW		600 lm	3000K		1
Walking graphic	F/W/C	LED	10W - White Light 2W (each colour) - RGBW		200 lm	3000K		1
Walking focus 300 (1 emission)	W	LED	4W - White Light		200 lm	3000K		1
Walking focus 600 (1 emission)	F/W	LED	8W - White Light		400 lm	3000K		1
Walking focus 900 (1 emission)	F	LED	12W - White Light		600 lm	3000K		1
Walking focus 300 (2 emissions)	W	LED	8W - White Light		400 lm	3000K		1
Walking focus 600 (2 emissions)	F/W	LED	16W - White Light		800 lm	3000K		1
Walking focus 900 (2 emissions)	F	LED	24W - White Light		1200 lm	3000K		1
Walking focus 600 (1 emission)	F	LED	8W - Amber Light		240 lm			1
Walking focus 900 (1 emission)	F	LED	12W - Amber Light		360 lm			1
Walking focus 600 (2 emissions)	F	LED	16W - Amber Light		480 lm			1

Walking focus 900 (2 emissions)	F	LED	24W - Amber Light	720 lm	3000K			1
Yang	F	LED	42W (RGB)				Dimmer	1
Yanzi	T	LED	9,5W	623 lm	3000K		Dimmer	CRI = 90 1
	F	LED	20W	1414 lm	3000K		Dimmer	CRI = 90 1
	S	LED	10W	640 lm	3000K		Dim (Push)	CRI = 90 1
	S	LED	26W	2122 lm	3000K		Dim (Push)	CRI = 90 1
	37 Cube	R	LED	8W	14°	483 lm	3000K	
LED			8W	14°	517 lm	4000K		CRI = 80 1
LED			8W	18°	463 lm	3000K		CRI = 80 1
LED			8W	18°	495 lm	4000K		CRI = 80 1
LED			8W	30°	468 lm	3000K		CRI = 80 1
LED			8W	30°	501 lm	4000K		CRI = 80 1

ENERGY LABELS


In compliance with the Commission Delegated Regulation (EU) No 874/2012 of July 2012 supplementing Directive 2010/30/EU of the European Parliament and of the Council with regards to energy labeling of electrical lamps and luminaires, this catalog reports the reference number of the relevant Energy Label (EL).

The reference to the Energy Label is assigned to each individual device based on its technical configuration at the date of edition of this catalogue. Taking in to consideration the development of the light bulb industry, Artemide always keeps its products updated based on the availability of light sources and/or their energy classification; all above said, Artemide reserves the right to align the Class Energy efficiency of its products to the one of the lamps to which they refer.

On the official Artemide website artemide.com - "download area" - "energy label", updated ENERGY LABEL of each Artemide product code are present and constantly updated.

Energy Label 1

This luminaire contains built-in LED lamps:



The lamps cannot be changed in the luminaire

Energy Label 2

This luminaire is compatible with bulbs of the energy classes:



Energy Label 7

This luminaire is compatible with bulbs of the energy classes:



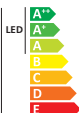
Energy Label 9

This luminaire is compatible with bulbs of the energy classes:



Energy Label 20

This luminaire contains built-in LED lamps and has socket for bulbs the energy classes:



The lamps cannot be changed in the luminaire

Energy Label 22

This luminaire contains built-in LED lamps:



This luminaire is sold with a bulb of the energy class:



Energy Label 23

This luminaire is compatible with bulbs of the energy classes:



The luminaire is sold with a bulb of the energy class:



Energy Label 30

This luminaire is compatible with bulbs of the energy classes:



Energy Label 62

This luminaire is compatible with bulbs of the energy classes:



This luminaire is sold with a bulb of the energy class:



Alfa

Sergio Mazza
1959



(E14) \varnothing 140 base x \varnothing 300 diffuser x 480 h

Lamping

Colours

S structure, base, arm, support
D diffuser, head

Bulb socket

Dimensions
h height
d depth

Light Sources

LED

Not replaceable integrated LED source

All the appliances with LED sources have been tested according to the current IEC 62471 or IEC/TR 62778 standards (photobiological safety of lamps).

OLED

Not replaceable integrated OLED source



Included source



Excluded source



RGB



Tunable White

Colours

						
Black	White	Anthracite grey	Silver grey	Smoky grey	Grey	
						
Blue	Dove grey	Gold	Green	Green yellow	Olive green	Orange
						
Red	Rust	Turquoise	Yellow			
						
Polished black	Polished white	Blue electro	Gloss green	Gloss grey	Gloss orange	
						
Polished gold	Polished orange	Polished red	Polished yellow			
						
Antique aluminium	Antique brass	Bronze	Chrome	Satinised copper	Satinised gold	
						
Opaline	Transparent	Transparent with silk finish	Aqua marine clear	Amber clear	Brown clear	
						
White incalmo	Transparent tobacco	Transparent smoky grey	Transparent bronze	Transparent silver		
						
Dove grey diffuser	Grey diffuser	Natural diffuser	Parchment diffuser	White diffuser		

Headquarters

Artemide S.p.A.

Via Bergamo, 18
20010 Pregnana Milanese
(MI), Italy
Tel. +39 02 93518.1
Tel. +39 02 93526.1
Numero verde 800 834 093
(from Italy only)
info@artemide.com
www.artemide.com

Communication and Marketing Department

Via Canova, 34
20145 Milan (MI), Italy
Tel. +39 02.349611
marketing@artemide.com
www.artemide.com

Italy

Head office: Artemide Italia S.r.l.

Via Bergamo, 18
20010 Pregnana Milanese (MI)
Tel. +39 02 93518 1
Tel. +39 02 93526 1
Numero Verde 800 834 093
artemideitalia@artemide.com

Milano Monforte Showroom:

Corso Monforte, 19
20122 Milano
Tel. +39 02 76006930
Tel. +39 02 794039
monforte@artemide.com

Milano Manzoni Showroom:

Via Manzoni, 12
20121 Milano
Tel. +39 02 778712201
Tel. +39 02 778712202
manzoni@artemide.com

Milano Danese Showroom:

Piazza San Nazaro in Brolo, 15
20122 Milano
Tel. +39 02 58304150
showroomdanese@artemide.com

Roma Margutta Showroom:

Via Margutta, 107
00187 Roma
Tel. +39 06 36001802
Tel. +39 06 36001808
margutta@artemide.com

Treviso Showroom:

Via Campana, 47
ang. Piazza San Francesco
31100 Treviso
Tel. +39 0422 410115
treviso@artemide.com

Milano Lighting Consultancy Center:

Via Manzoni, 12
20121 Milano
Tel. +39 02 778712201
Tel. +39 02 778712202
manzonilighting@artemide.com

Roma Lighting Consultancy Center:

Via Pisanelli, 1
00196 Roma
Tel. +39 06 94537550
pisanelli@artemide.com

For information regarding distributors and points of sale in countries not listed in these pages, please visit our website artemide.com or email: info@artemide.com

Europe

Albania

Principal dealer:

A Bi Esse
Superstrada Tirane-Durres km 6
Yrshek, Tirane
Tel. +355 48 200416
info@abiess.e.al

Austria

Head office and Showroom:

Artemide Handelsgesellschaft
m.b.H.
Gonzagagasse 1 / Morzinplatz
1010 Wien
Tel. +43 (0)1 803 21 82
info@artemide.at

Azerbaijan

Principal dealer:

Studio 151
Port Baku Residence
Uzeyir Hacıbeyov str. 151,
1001 Baku
Tel. +994 12 599 2040/41
studio151@office.az

Belarus

Sales Offices:

Artemide HUB for Eastern
Europe and Baltics
Tel. +39 0331 1818703 (Italy)
Tel. +381 11 4041899 (Serbia)
mail@artemidehub.com

Benelux (Belgium/Holland/ Luxemburg)

Head office:

Horas S.A.
Beemdstraat 25
1601 Ruisbroek, Belgium
Tel. +32 02 334 84 50
info@artemide.be

Brussels showroom and Lighting Consultancy Center:

Chaussée de Waterloo 410
1050 Brussels - Belgium
Tel. +32 02 534 03 67
artemide.brussels@skynet.be

Amsterdam showroom and Lighting Consultancy Center:

Hobbemakade 89,
1071 XR Amsterdam Holland
Tel. +31 20 4702668
artemide.amsterdam@artemide.nl

Bosnia and Herzegovina

Sales Offices:

Artemide HUB for Eastern
Europe and Baltics
Tel. +39 0331 1818703 (Italy)
Tel. +381 11 4041899 (Serbia)
mail@artemidehub.com

Bulgaria

Sales Offices:

Artemide HUB for Eastern
Europe and Baltics
Tel. +39 0331 1818703 (Italy)
Tel. +381 11 4041899 (Serbia)
mail@artemidehub.com

Czech Republic

Principal dealer:

Selene spol. s.r.o.
Neumannova 161,
383 01 Prachatice
Tel. +420 388 310 326
selene@iol.cz

Showroom:

Myslíkova 9
Praha 1 110 00

Showroom:

Sazavská 32
Vinohrady 120 000 Praha 2

Cyprus

Sales Offices:

Artemide Hellas S.A.
34, Solonos St.
106 73 Athens
Tel. +30 210 3646770
info@artemide.gr

Croatia

Sales Offices:

Artemide HUB for Eastern
Europe and Baltics
Tel. +39 0331 1818703 (Italy)
Tel. +381 11 4041899 (Serbia)
mail@artemidehub.com

Denmark

Head Office & Showroom:

Artemide Scandinavia A/S
Skudehavnsvej 5
DK-2150 Copenhagen
Tel. +45 7020 1700
info@artemide.dk

Estonia

Principal dealer:

Laterna Magica
Kreutzvaldi 8
10124 Tallin
Tel. +372 6466 994
info@laterna.ee

France

Head Office and Showroom:

Artemide France S.A.S.
52, avenue Daumesnil,
75012 Paris
Tel. +33 01 43 44 44 44
artemide@artemide.fr

Finland

Head Office:

Artemide Scandinavia A/S
Skudehavnsvej 5
DK-2150 Copenhagen
Tel. +45 7020 1700
info@artemide.dk

Germany

Head office and Showroom:

Artemide Deutschland GmbH
& Co. KG
Hans-Böckler-Straße 2
58730 Fröndenberg
Tel. +49 (0)2373 975 0
info@artemide.de

Artemide München Lighting Consultancy Center:

Luise-Ullrich-Straße 20,
80636 München
Tel. +49 (0) 89 70065198
muenchen@artemide.de

Frankfurt Showroom:

Baseler Straße 10
60329, Frankfurt
Tel. +49 (0)69 33 99 569 0
frankfurt@artemide.de

Greece

Head office:

Artemide Hellas S.A.
34, Solonos St.
106 73 Athens
Tel. +30 210 3646770
info@artemide.gr

North Greece Branch Offices & Showroom:

92, G. Papandreou St.
546 65 Thessaloniki
Tel. +30 2310 403934
thessaloniki@artemide.gr

Hungary

Principal dealer and Showroom:

Rio Lámpastúdió Kft.
Ráday u. 45.
H-1092 Budapest
Tel. +36 1 323 1637
rio@lampastudio.hu

Ireland

Sales Offices:

Artemide GB Ltd.
Tel. +44 20 7631 5200
info@artemide.co.uk

Kosovo

Principal dealer:

Light House Studio
Veterinik nn, 1000 Prishtine
Tel. +386 43 733 333
info@lighthouse-kos.com

Latvia

Sales Offices:

Artemide HUB for Eastern
Europe and Baltics
Tel. +39 0331 1818703 (Italy)
Tel. +381 11 4041899 (Serbia)
mail@artemidehub.com

Lithuania

Principal dealer:

Delight LT UAB
Vytenyo 13
03112 Lithuania
Tel. +370 5 2104218
info@delight.lt

Macedonia

Sales Offices:

Artemide HUB for Eastern
Europe and Baltics
Tel. +39 0331 1818703 (Italy)
Tel. +381 11 4041899 (Serbia)
mail@artemidehub.com

Malta

Head Office:

Artemide Italia S.r.l.
Tel. +39 02 93518 1
Tel. +39 02 93526 1
artemideitalia@artemide.com

Montenegro

Sales Offices:

Artemide HUB for Eastern
Europe and Baltics
Tel. +39 0331 1818703 (Italy)
Tel. +381 11 4041899 (Serbia)
mail@artemidehub.com

Norway

Distributor:

Limelight AS
Sandakerveien 24C, inng. D9
No-0473 Oslo
Tel. +47 4000 1589
info@limelight.no

Poland

Head Office:

Artemide Dystrybucja Polska
sp. z o.o.
Ul. Saperow 4, 82-300 Elblag
Tel. +48 55 236 11 85
info@liralighting.pl

Showroom:

Ul. Rydygiera 8, Warsaw

Portugal

Principal Dealer:

Fluxograma S.A.
Rua da Garagem n°3
2794-021 Carnaxide
Tel. +351 214 257 500
fluxograma@fluxograma.com

Romania

Sales Offices:

Artemide HUB for Eastern
Europe and Baltics
Tel. +39 0331 1818703 (Italy)
Tel. +381 11 4041899 (Serbia)
mail@artemidehub.com

Russia

Head office:

Artemide Agency OOO
Bolshoj Zlatoustinskij Pereulok,
Bldg 1, office 100
101000 Moscow
Tel. +7 495 984 2238
info@artemide-agency.ru

Serbia

Sales Offices:

Artemide HUB for Eastern
Europe and Baltics
Tel. +39 0331 1818703 (Italy)
Tel. +381 11 4041899 (Serbia)
mail@artemidehub.com

Slovakia

Principal dealer:

Akl s.r.o.
Vietnamská 45
82104 Bratislava
Tel. +421 907 767 008
info@aklsro.sk

Slovenia

Sales Offices:

Artemide HUB for Eastern
Europe and Baltics
Tel. +39 0331 1818703 (Italy)
Tel. +381 11 4041899 (Serbia)
mail@artemidehub.com

Spain

Sales Office, Showroom and Lighting Consultancy Center:

Artemide S.A.
C/Vico, 12-18 bajos
08021 Barcelona
Tel. +34 093 478 3911
artemide@artemide.es

Head Office:

Via Bergamo, 18
20010 Pregnana Milanese (MI)
Tel. +39 02 935181
espana@artemide.com

Sweden

Head office:

Artemide Scandinavia A/S
Skudehavnsvej 5
DK-2150 Copenhagen
Tel. +45 7020 1700
info@artemide.dk

Switzerland

Lighting Consultancy Center:

Artemide Illuminazione S.A.
Albulastrasse 60
8048 Zürich
Tel. +41 (0)43/ 268 27 27
info@artemide.ch

Turkey

Principal dealer:

Oztas Aydinlatma
Yskender Cad., 24
34420 Istanbul - Sishane
Tel. +90 212 237 52 36
info@oztasaydinlatma.com

Ukraine

Sales Offices:

Artemide HUB for Eastern
Europe and Baltics
Tel. +39 0331 1818703 (Italy)
Tel. +381 11 4041899 (Serbia)
mail@artemidehub.com

United Kingdom

Head office, Showroom and Lighting Consultancy Center:

Artemide GB Ltd.
106 Great Russell Street
London WC1B 3NB
Tel. +44 20 7631 5200
info@artemide.co.uk

America

Canada

Head office:

Artemide Ltée/Ltd.
11105, rue Renaude Lapointe
Montréal, Québec H1J 2T4
Tel. +1 514 323 6537
Toll free +1 888 777 2783
infocanada@artemide.net
www.artemide.net

Flagship Store:

Toronto, ON
5 Mill Street
Toronto, Ontario M5A 3R6
Tel. +1 416 628 6718
toronto@artemide.net

Sales offices:

Toronto, ON
Tel. +1 416 628 6718
toronto@artemide.net

U.S.A.

Headquarters:

Artemide, Inc.
250 Karin Lane
Hicksville, NY 11801
Tel. +1 631 694 9292
Toll free +1 877 Art 9111
infousa@artemide.net
www.artemide.net

Flagship stores:

Chicago, IL
351 W Hubbard street
Chicago, IL 60654
Tel. +1 312 475 0100
chicago@artemide.net

Los Angeles, CA
9006 Beverly Boulevard
West Hollywood, CA 90048
Tel. +1 310 888 4099
losangeles@artemide.net

New York, NY
46 Greene Street
New York, NY 10013
Tel. +1 212 925 1588
newyork@artemide.net

Sales offices:

Chicago, IL
Tel. +1 312 475 0100
chicago@artemide.net

Los Angeles, CA
Tel. +1 310 888 4099
losangeles@artemide.net

Miami, FL
Tel. +1 305 444 5800
miami@artemide.net

New York, NY
Tel. +1 212 925 1588
newyork@artemide.net

San Francisco, CA
Tel. +1 415-393-9955
sanfrancisco@artemide.net

Central & South America

Argentina

Distributor:
Head Office & Showroom:
Edimetra S.A.
Paraguay 792 3° Piso
1057 Buenos Aires
Tel. +54 11 4312-2590
info@artemide.com.ar

Bolivia

Showroom:

Studio Tessuto
Local 103, Urubó Business
Center
Santa Cruz, Bolivia
Tel. +591 3 321 6313
info@studiotessuto.com

Brasil

Distributor:

Head Office & Showroom:
Cynthron
Rua do Rócio, 423, 18° andar,
Vila Olimpia
04552 000, São Paulo
Tel. +55 11 3846 8100
cynthron@cynthron.com.br

Chile

Showroom:

Interdesign
Isidora Goyenechea 3200
Las Condes, Santiago
Tel. +56 2 22314114
info@interdesign.cl

Colombia

Showroom:

Milk Luminance
Cra 43-A #11B-95
Medellin
Tel. +57-(4) 448 5583
Tel. +57 31130 15090
info@milk.com.co
www.milk.com.co

Costa Rica

Showroom:

Alumimundo, S.A
Apt. 1013 Diagonal Oficinas
Centrales de Pizza Hut
Pavas, San Jose
Costa Rica 1013-1000 S.J.
Tel. +506 4101-8600
www.alumimundo.com

Dominican Republic

Distributor:

Spazio di Casa
Ave. Max Henriquez Ureña, N°17
Ensanche Naco, Santo Domingo
Tel. +1 809 368 2001
info@spaziodicasa.com

Ecuador

Showroom:

Integral Iluminacion Km. 2.5
Via Samborondon Tornero 3 Mz.
Solar 5, Guayaquil-Ecuador
Tel. +593 4 6000 622
info@integral.com.ec
www.integral.com.ec

Guatemala

Showroom:

D'illuminazione
Diagonal 6 12-42 Zona 10
Edificio Design Center Oficina
#220
Guatemala City, Guatemala
Tel. +502-2458-4404
www.dilluminazione.com

Nicaragua

Showroom:

Michel Pierson
Edificio CAR 3, 2da planta
Planes de Altamira
Managua, Nicaragua
Tel. +505 2299 3936
Tel. +505 2299 3937
www.michelpierson.com.ni

Mexico

Distributor:

Head Office, Showroom & Customer Service:

Escultura Luminosa
Suderman #246, Col.
Chapultepec Morales
Mexico D.F. 11570
Tel. +52 55 5250 2661
info@artemide.mx

Panama

Showrooms:

Idea Design Center
Av. Samuel Lewis con Calle 59
Kenex plaza, Obarrio,
Panama City
Rep. de Panama
Tel. +507 216 90 67
info@ideapanama.com

Lumicentro
Ave. Justo Arosemena,
Esquina Calle 33
Ave. Ecuador. Edificio
Lumicentro
Apartado 0816-01064
Panama City, Rep. de Panama
Tel. +507 300 2400
info@lumicentro.com

Peru

Showroom:

Hilite
Av. Los Conquistadores 575
San Isidro, Perú
Tel. +511 422 9123
ventas@hiliteperu.com

Puerto Rico

Distributor:

San Juan Lighting
1519 Parana Street
San Juan
Puerto Rico 00926-2814
Tel. +1 (787) 767-7286
slj@sanjuanlighting.com
www.sanjuanlighting.com

Uruguay

Showroom:

TRIOS Lighting
Luis de la Torre 593b
Montevideo, Uruguay
Tel. +598 2711 9260
info@trioslighting.com

Venezuela

Showroom:

Iluminación HELIOS
Av. San Felipe, Centro Coinasa,
Mezzanina La Castellana,
Caracas 1060, Venezuela
Tel. +58 212 265 58 83
informacion@helios.com.ve

For information regarding distributors and points of sale for Central & South American countries not listed above, please email: infolatam@artemide.net

Asia/Oceania

Australia

Head office and Showroom: Adelaide

Ornare Imports Pty. Ltd.
28 Fullarton Rd, Norwood
SA 5067
Tel. +61 08 8362 3029
info@artemide.com.au
www.artemide.com

Office and Showrooms: Sydney

504-508 Cleveland St.
Surry Hills NSW 2010
Tel. +61 02 9699 8472
sydney@artemide.com.au

Melbourne

46-48 Rathdowne St.
Carlton VIC 3053
Tel. +61 03 9349 3310
melbourne@artemide.com.au

China

Shanghai Head Office: Artemide Trading (Shanghai) Co., Ltd.

Unit 1907, 19/F New Hualian
Mansion
East Wing, 755 Middle Huai Hai
Road, Huang Pu District,
Shanghai 200020 China.
Tel. +86 021-6448 3659

Distributor:

The Tales
5D Block B Posco Center
No.13 Zone 4
Wangjing Dongyuan
Chaoyang District
Beijing 100102 China
Tel. +86 10 8420 0696
www.thetales.net

Hong Kong and Macao

Head Office: Artemide Ltd.

Unit 1303, 13/F, Ruttonjee House
Ruttonjee Centre, 11 Duddell
Street
Central, Hong Kong
Tel. +852 2523 0050
info@artemide.com.hk

Showroom:

Shop 102-103, Ruttonjee Centre
11 Duddell Street, Central,
Hong Kong
Tel. +852 2523 0333

India

Head office:

Artemide Lighting India Pvt. Ltd.
Unit N° 5, 2nd floor,
Raghuvanshi Mills Compound,
Senapati Bapat Marg
Lower Parel, Mumbai - 400013,
Maharashtra
Tel. +91 22 61774800
Tel. +91 9953554435
info@artemide.in
anindya@artemide.in

Region: West Showroom and Registered Office:

Unit N° 5, 2nd floor,
Raghuvanshi Mills Compound,
Senapati Bapat Marg, Lower
Parel, Mumbai - 400013,
Maharashtra
Tel. +91 9920628841
Tel. +91 22 61774800
pramod.tambe@artemide.in
anindya@artemide.in
arun.khatttri@artemide.in

Region: South

Tel. +91 9312829394
Tel. +91 9538998132
arun.khatttri@artemide.in
ravi@artemide.in

Region: Delhi NCR Showroom:

N° 5, Retreat Farms, Kullar
Farms,
Ashok Lane, Mandi Road,
Mehrauli
New Delhi - 110030
Tel. +91 9811163966
Tel. +91 9810945899
Tel. +91 8447147522
ashwani.gupta@artemide.in
dheeraj.kapoor@artemide.in
sumit@artemide.in

Region: North

Tel. +91 9811163966
Tel. +91 9810945899
ashwani.gupta@artemide.in
dheeraj.kapoor@artemide.in

Region: East

Tel. +91 9312829394
Tel. +91 9811163966
arun.khatttri@artemide.in
ashwani.gupta@artemide.in

Indonesia

Sales Offices:

Artemide Ltd.
Tel. +852 2523 0050
info@artemide.com.hk

Middle East & Africa

Japan

Head office:

Artemide Japan K.K.
#2013 1-41-7 Tomigaya
Shibuya-ku
151-0063 Tokyo Japan
Tel. +81 3 5738 7410
info@artemide.co.jp

Malaysia

Distributor:

Lightcraft (KL) Sdn Bhd
145-5&6, Jalan Sungai Besi,
57100 Kuala Lumpur, Malaysia
Tel. +603 9222 4219
info@lightcraft.com.my

New Zealand

Distributor:

ECC Lighting
39 Nugent Street
Auckland
Tel. +64 9 379 9680
info@ecc.co.nz
61 Thorndon Quay
Tel. +64 4 473 3456
Wellington
info@ecc.co.nz

Philippines

Sales Offices:

Artemide Ltd.
Tel. +852 2523 0050
info@artemide.com.hk

Singapore

Distributor:

Million Lighting Co Pte Ltd
203 Kallang Bahru
Million Building, Singapore
339340
Tel. +65 6743 2033
enquiry@millionlighting.com
showrooms@millionlighting.com
www.millionlighting.com

South Korea

Distributor:

Duomo & Co.
735, Nonhyun-ro, Gangnam-gu
Seoul, Korea
Tel. +82 2 516 7083
info@duomokorea.com
www.duomokorea.com

Thailand

Sales Offices:

Artemide Ltd.
Tel. +852 2523 0050
info@artemide.com.hk

Taiwan

Distributor:

Lealty International Ltd.
Tel. +886 2 27815958 Ext. 224
www.danese-lealty.com.tw
ame@danese-lealty.com.tw

Vietnam

Distributor:

Cao Tran Co., Ltd
23 Tran Phu, P.4-Q.5
Ho Chi Minh City, Vietnam
Tel. +84 8 3833 3334
caotran@cara.com.vn
www.cara.com.vn

Head office & Showroom:

Artemide Middle-East
Dubai Design District (D3)
Building 6 - 3rd Floor
Offices A307
Dubai, UAE
Tel. +971 4 425 0213
info@artemide.com

For information regarding distributors and points of sale for Middle East & Africa countries, please email: info@artemide.com

© Artemide S.p.A.

Layout and graphic
Diego Martinelli

Contents and editing
Cristina Costanzi
Diego Martinelli

Images processing
Giona Andreani
Alessandra De Vecchi
Alessandro Peccati

Prepress
Actualtype s.r.l.

Print
Rotolito s.p.a.
March 2018

Cover photo
Pierpaolo Ferrari

Photos

adfox.group
Andrea Avezzù
Markus Backmann
Ballo & Ballo
Caroline Bergeron
Tia Bergsmidt
Betty Colombo
Jean-Marie Colrat
Serge Demailly
Elliott Erwitt
Pierapaolo Ferrari
Mauricio Fuertes

Nelson Garrido
Riccardo Gasperoni
Pako Guerrero
Stefano Guindani
Pascal Guiraud
Werner Huthmacher
Dagvier in Elburg
Sergio Libis
Linus Lintner
Pink Lobster
Jean Pierre Maurer

Michele Nastasi
Thouas Perikles
Beppe Raso
Kirill Shingareev
Tobe Photo
Oliviero Toscani
Alessandro Tranchini
Federico Villa
Miro Zagnoli
Marco Zanta



Artemide S.p.A. reserves the right to change, at any time and without prior warning, the technical specifications of any product illustrated in this catalogue.



artemide.com

