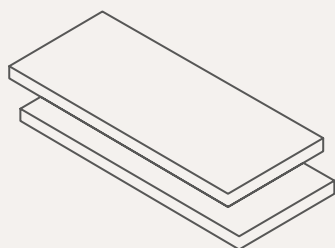
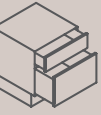


ACCESSORI PER CASSETTI E CESTELLI /
DRAWER AND BASKET ACCESSORIES



MARMI E GRANITI /
MARBLES AND GRANITES



COMBILINE - LEGRABOX

PIX - TANDEMBOX

BLINK - TANDEMBOX - LEGRABOX

IMPACT - TANDEMBOX

FUTURA - TANDEMBOX

PLANNER - TANDEMBOX

ACCESSORI PER CASSETTI E CESTELLI LEGRABOX
DRAWER AND BASKET ACCESSORIES LEGRABOX

COMBILINE

rovere dark e alluminio
dark oak & aluminium

ernestomeda

ACCESSORI PER CASSETTI E CESTELLI LEGRABOX
DRAWER AND BASKET ACCESSORIES LEGRABOX

COMBILINE

rovere dark *dark oak*

ernestomeda

ACCESSORI PER CASSETTI E CESTELLI LEGRABOX
DRAWER AND BASKET ACCESSORIES LEGRABOX

COMBILINE

rovere soft *soft oak*

ernestomeda



COMBILINE

ernestomeda

“COMBILINE”

DISPONIBILE SOLO PER CASSETTI E CESTELLI
CON SISTEMA DI GUIDE E SPONDE LEGRABOX /
ONLY AVAILABLE FOR DRAWERS AND BASKETS
WITH LEGRABOX RUNNER AND SIDE SYSTEM

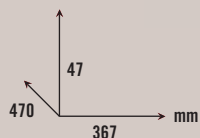

CODICE / CODE

FINITURE / FINISHES

ernestomeda

PORTAPOSATE CUTLERY TRAY

Portaposate per cassetto da 45 cm.
Non attrezzabile con nessun tipo di accessorio.
45-cm drawer accessory.
Cannot be equipped with any type of accessories.

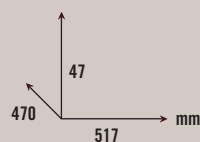



31106312

ROVERE DARK E ALLUMINIO
DARK OAK AND ALUMINIUM

PORTAPOSATE CUTLERY TRAY

Portaposate per cassetto da 60 cm.
Possibilità di attrezzare n. 1 accessorio di tipo A o B.
60-cm drawer accessory.
Can be equipped with 1 type A or B accessory.



31106313

ROVERE DARK E ALLUMINIO
DARK OAK AND ALUMINIUM

"COMBILINE"

DISPONIBILE SOLO PER CASSETTI E GESTELLI
CON SISTEMA DI GUIDE E SPONDE LEGRABOX /
ONLY AVAILABLE FOR DRAWERS AND BASKETS
WITH LEGRABOX RUNNER AND SIDE SYSTEM

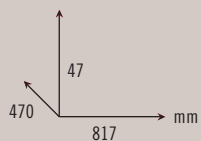

CODICE / CODE

FINITURE / FINISHES

ernestomeda

PORTAPOSATE CUTLERY TRAY

Portaposate per cassetto da 90 cm.
Possibilità di attrezzare n.2 accessori di tipo A o B.
90-cm drawer accessory.
Can be equipped with 2 type A or B accessories.

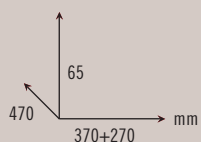



31106314

ROVERE DARK E ALLUMINIO
DARK OAK AND ALUMINIUM

PORTAPOSATE CUTLERY TRAY

Portaposate per cassetto da 120 cm.
Possibilità di attrezzare n.3 accessori di tipo A o B.
120-cm drawer accessory.
Can be equipped with 3 type A or B accessories.



31106315

ROVERE DARK E ALLUMINIO
DARK OAK AND ALUMINIUM

“COMBILINE”

DISPONIBILE SOLO PER CASSETTI E CESTELLI
CON SISTEMA DI GUIDE E SPONDE LEGRABOX /
ONLY AVAILABLE FOR DRAWERS AND BASKETS
WITH LEGRABOX RUNNER AND SIDE SYSTEM

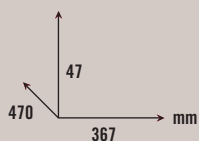

CODICE / CODE

FINITURE / FINISHES

ernestomeda

PORTAPOSATE CUTLERY TRAY

Portaposate per cassetto da 45 cm.
Non attrezzabile con nessun tipo di accessorio.
45-cm drawer accessory.
Cannot be equipped with any type of accessories.

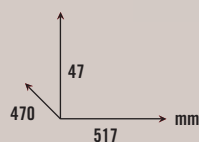



31106426

ROVERE DARK
DARK OAK

PORTAPOSATE CUTLERY TRAY

Portaposate per cassetto da 60 cm.
Possibilità di attrezzare n. 1 accessorio di tipo A o B.
60-cm drawer accessory.
Can be equipped with 1 type A or B accessory.



31106427

ROVERE DARK
DARK OAK

"COMBILINE"

DISPONIBILE SOLO PER CASSETTI E GESTELLI
CON SISTEMA DI GUIDE E SPONDE LEGRABOX /
ONLY AVAILABLE FOR DRAWERS AND BASKETS
WITH LEGRABOX RUNNER AND SIDE SYSTEM

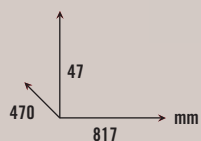

CODICE / CODE

FINITURE / FINISHES

ernestomeda

PORTAPOSATE CUTLERY TRAY

Portaposate per cassetto da 90 cm.
Possibilità di attrezzare n.2 accessori di tipo A o B.
90-cm drawer accessory.
Can be equipped with 2 type A or B accessories.

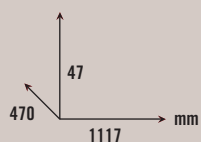



31106428

ROVERE DARK
DARK OAK

PORTAPOSATE CUTLERY TRAY

Portaposate per cassetto da 120 cm.
Possibilità di attrezzare n. 3 accessori di tipo A o B.
120-cm drawer accessory.
Can be equipped with 3 type A or B accessories.



31106429

ROVERE DARK
DARK OAK

“COMBILINE”

DISPONIBILE SOLO PER CASSETTI E CESTELLI
CON SISTEMA DI GUIDE E SPONDE LEGRABOX /
ONLY AVAILABLE FOR DRAWERS AND BASKETS
WITH LEGRABOX RUNNER AND SIDE SYSTEM

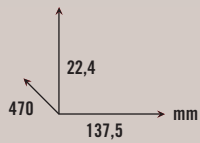
CODICE / CODE

FINITURE / FINISHES

ernestomeda

PORTACOLTELLI KNIFE TRAY

Accessorio tipo **A**.
Type **A** accessory.

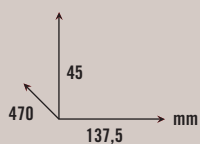


31106316

ROVERE DARK
DARK OAK

PORTAPELLICOLE KITCHEN FILM HOLDER

Accessorio tipo **B**.
Type **B** accessory.



31106317

ROVERE DARK
DARK OAK

“COMBILINE”

DISPONIBILE SOLO PER CASSETTI E CESTELLI
CON SISTEMA DI GUIDE E SPONDE LEGRABOX /
ONLY AVAILABLE FOR DRAWERS AND BASKETS
WITH LEGRABOX RUNNER AND SIDE SYSTEM

CODICE / CODE

FINITURE / FINISHES

ernestomeda

BASE FORATA PER CESTELLI / PERFORATED BASKET BOTTOM

Base forata per cestello da 60 cm.

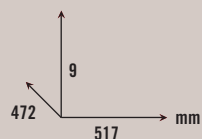
È possibile inserire e posizionare gli accessori dedicati in totale libertà grazie ai sottili perni di metallo inseriti nella base di ciascun modulo.

Nella realizzazione delle composizioni è importante tener conto dell'ingombro che occupa ogni modulo (n. fori).

60-cm basket accessory.

The specially-designed accessories can be fitted and positioned exactly as required using the thin metal pins in the base of each module.

When creating compositions it is important to calculate the space required by each module (nr. of holes).



31106302

ROVERE DARK
DARK OAK

BASE FORATA PER CESTELLI / PERFORATED BASKET BOTTOM

Base forata per cestello da 90 cm.

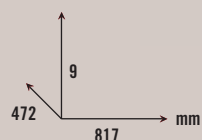
È possibile inserire e posizionare gli accessori dedicati in totale libertà grazie ai sottili perni di metallo inseriti nella base di ciascun modulo.

Nella realizzazione delle composizioni importante tener conto dell'ingombro che occupa ogni modulo (n. fori).

90-cm basket accessory.

The specially-designed accessories can be fitted and positioned exactly as required using the thin metal pins in the base of each module.

When creating compositions it is important to calculate the space required by each module (nr. of holes).



31106303

ROVERE DARK
DARK OAK

“COMBILINE”

DISPONIBILE SOLO PER CASSETTI E CESTELLI
CON SISTEMA DI GUIDE E SPONDE LEGRABOX /
ONLY AVAILABLE FOR DRAWERS AND BASKETS
WITH LEGRABOX RUNNER AND SIDE SYSTEM

CODICE / CODE

FINITURE / FINISHES

ernestomeda

BASE FORATA PER CESTELLI / PERFORATED BASKET BOTTOM

Accessorio per cestello da 120 cm.

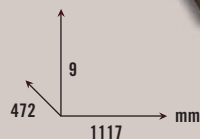

È possibile inserire e posizionare gli accessori dedicati in totale libertà grazie ai sottili perni di metallo inseriti nella base di ciascun modulo.

Nella realizzazione delle composizioni è importante tener conto dell'ingombro che occupa ogni modulo (n. fori).

120-cm basket accessory.

The specially-designed accessories can be fitted and positioned exactly as required using the thin metal pins in the base of each module.

When creating compositions it is important to calculate the space required by each module (nr. of holes).



31106304

ROVERE DARK
DARK OAK

CONFEZIONE N. 4 PIOLI SET OF 4 PEGS

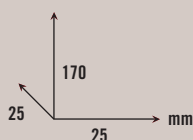
4 pioli diametro 25 mm.

4 pegs diam. 25 mm.



La base forata deve essere ordinata a parte.

The perforated base must be ordered separately.



31106305

ROVERE DARK
DARK OAK

“COMBILINE”

DISPONIBILE SOLO PER CASSETTI E CESTELLI
CON SISTEMA DI GUIDE E SPONDE LEGRABOX /
ONLY AVAILABLE FOR DRAWERS AND BASKETS
WITH LEGRABOX RUNNER AND SIDE SYSTEM

CODICE / CODE

FINITURE / FINISHES

ernestomeda

SET DI 3 DIVISORI SET OF 3 PARTITIONS

Ingombro di 4 fori orizzontali e 7 fori verticali.

Se non si usa il tramezzo piccolo
è possibile montare i barattoli portapasta.


Con questi divisori non è possibile
montare il coperchio e la croce divisoria.

Space occupied by 4 horizontal and 7 vertical holes.

If the small partition is not used,
the spaces will take pasta jars.

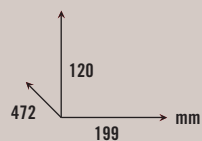
The cover and cross-partition

cannot be used with these partitions.



La base forata deve essere ordinata a parte.

The perforated base must be ordered separately.



31106306

ROVERE DARK
DARK OAK

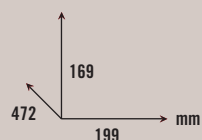
BARATTOLI PORTAPASTA PASTA JARS

Confezione di 3 barattoli portapasta vetroinox.

Accessorio da montare in appoggio sui divisori 31106306.

Pack of 3 glass and stainless steel pasta jars.

Accessory for placing on top of the partitions 31106306.



31106307

ACCIAIO
ACCIAIO

“COMBILINE”

DISPONIBILE SOLO PER CASSETTI E CESTELLI
CON SISTEMA DI GUIDE E SPONDE LEGRABOX /
ONLY AVAILABLE FOR DRAWERS AND BASKETS
WITH LEGRABOX RUNNER AND SIDE SYSTEM


CODICE / CODE

FINITURE / FINISHES

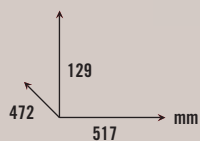
ernestomeda

DIVISORIO COPERCHI LID PARTITION

Divisorio per cestello da 60 cm.
con rivestimento in feltro.
Felt-covered partition for 60 cm basket.



*La base forata deve essere ordinata a parte.
The perforated base must be ordered separately.*



31106309

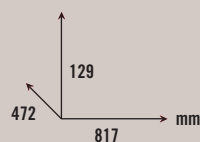
ROVERE DARK
DARK OAK

DIVISORIO COPERCHI LID PARTITION

Divisorio per cestello da 90 cm.
con rivestimento in feltro.
Felt-covered partition for 90 cm basket.



*La base forata deve essere ordinata a parte.
The perforated base must be ordered separately.*



31106310

ROVERE DARK
DARK OAK

"COMBILINE"

DISPONIBILE SOLO PER CASSETTI E CESTELLI
CON SISTEMA DI GUIDE E SPONDE LEGRABOX /
ONLY AVAILABLE FOR DRAWERS AND BASKETS
WITH LEGRABOX RUNNER AND SIDE SYSTEM


CODICE / CODE

FINITURE / FINISHES

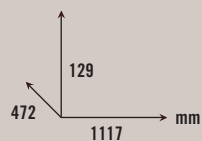
ernestomeda

DIVISORIO COPERCHI LID PARTITION

Divisorio per cestello da 120 cm.
con rivestimento in feltro.
Felt-covered partition for 120 cm basket.



*La base forata deve essere ordinata a parte.
The perforated base must be ordered separately.*




31106311

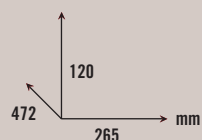
ROVERE DARK
DARK OAK

DIVISORIO GRANDE LARGE PARTITION FITTING

Ingombro di 5 fori orizzontali e 7 fori verticali.
Sopra questi divisori è possibile montare
il coperchio e inserire la croce divisoria.
Con questi divisori non è possibile
montare i barattoli portapasta.
Space occupied by 5 horizontal
and 7 vertical holes.
Cover and cross-partition can be
fitted on top of this fitting.
Pasta jars cannot be installed
on top of these partitions.



*La base forata deve essere ordinata a parte.
The perforated base must be ordered separately.*



31106430

ROVERE DARK
DARK OAK

“COMBILINE”

DISPONIBILE SOLO PER CASSETTI E CESTELLI
CON SISTEMA DI GUIDE E SPONDE LEGRABOX /
ONLY AVAILABLE FOR DRAWERS AND BASKETS
WITH LEGRABOX RUNNER AND SIDE SYSTEM

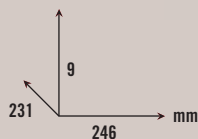

CODICE / CODE

FINITURE / FINISHES

ernestomeda

CROCE DIVISORIA CROSS PARTITION

Accessorio da inserire nel divisorio
grande (max. 2 pezzi).
Accessory for installation in the large
partition fitting (max 2 pcs).

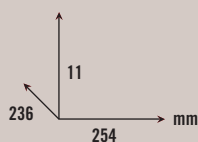


31106431

ROVERE DARK
DARK OAK

COPERCHIO CROCE CROSS PARTITION COVER

Accessorio da montare in appoggio
sul divisorio grande (max. 2 pezzi).
Accessory for installation on top of
the large partition fitting (max. 2 pcs).



31106432

ROVERE DARK
DARK OAK

“COMBILINE”

DISPONIBILE SOLO PER CASSETTI E GESTELLI
CON SISTEMA DI GUIDE E SPONDE LEGRABOX /
ONLY AVAILABLE FOR DRAWERS AND BASKETS
WITH LEGRABOX RUNNER AND SIDE SYSTEM

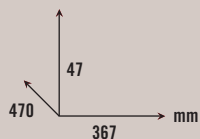
CODICE / CODE

FINITURE / FINISHES

ernestomeda

PORTAPOSATE CUTLERY TRAY

Portaposate per cassetto da 45 cm.
Non attrezzabile con nessun tipo di accessorio.
45-cm drawer accessory.
Cannot be equipped with any type of accessories.

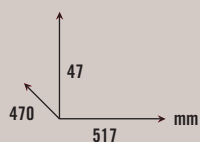



31106509

ROVERE SOFT
SOFT OAK

PORTAPOSATE CUTLERY TRAY

Portaposate per cassetto da 60 cm. Possibilità
di attrezzare n. 1 accessorio di tipo C o D.
60-cm drawer accessory.
Can be equipped with 1 type C or D accessory.



31106510

ROVERE SOFT
SOFT OAK

“COMBILINE”

DISPONIBILE SOLO PER CASSETTI E CESTELLI
CON SISTEMA DI GUIDE E SPONDE LEGRABOX /
ONLY AVAILABLE FOR DRAWERS AND BASKETS
WITH LEGRABOX RUNNER AND SIDE SYSTEM

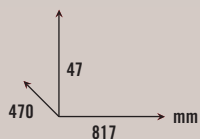

CODICE / CODE

FINITURE / FINISHES

ernestomeda

PORTAPOSATE CUTLERY TRAY

Portaposate per cassetto da 90 cm.
Possibilità di attrezzare n.2 accessori di tipo C o D.
90-cm drawer accessory.
Can be equipped with 2 type C or D accessories.

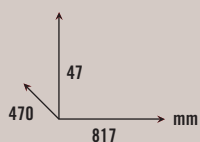
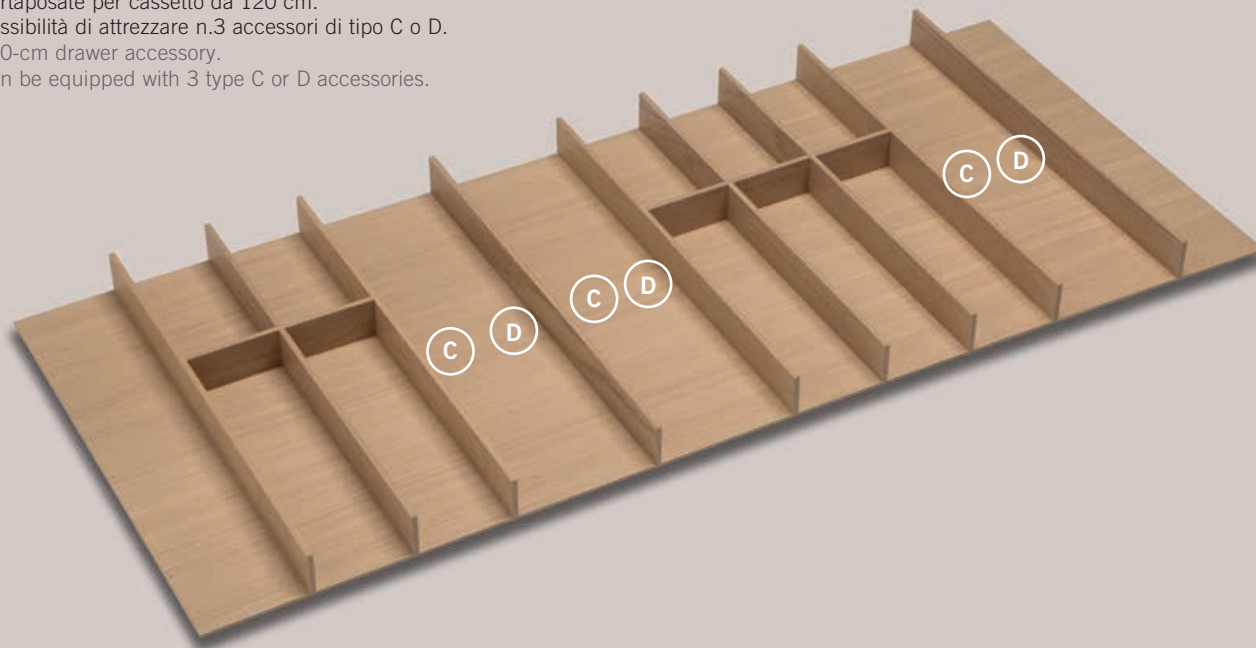


31106511

ROVERE SOFT
SOFT OAK

PORTAPOSATE CUTLERY TRAY

Portaposate per cassetto da 120 cm.
Possibilità di attrezzare n.3 accessori di tipo C o D.
120-cm drawer accessory.
Can be equipped with 3 type C or D accessories.



31106512

ROVERE SOFT
SOFT OAK

"COMBILINE"

DISPONIBILE SOLO PER CASSETTI E GESTELLI
CON SISTEMA DI GUIDE E SPONDE LEGRABOX /
ONLY AVAILABLE FOR DRAWERS AND BASKETS
WITH LEGRABOX RUNNER AND SIDE SYSTEM

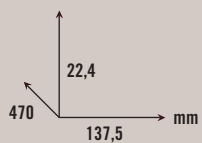
CODICE / CODE

FINITURE / FINISHES

ernestomeda

PORTACOLTELLI KNIFE TRAY

Accessorio tipo **C**.
Type **C** accessory.



31106513

ROVERE SOFT
SOFT OAK

PORTAPELLICOLE KITCHEN FILM HOLDER

Accessorio tipo **D**.
Type **D** accessory.



31106514

ROVERE SOFT
SOFT OAK

“COMBILINE”

DISPONIBILE SOLO PER CASSETTI E CESTELLI
CON SISTEMA DI GUIDE E SPONDE LEGRABOX /
ONLY AVAILABLE FOR DRAWERS AND BASKETS
WITH LEGRABOX RUNNER AND SIDE SYSTEM

CODICE / CODE

FINITURE / FINISHES

ernestomeda

BASE FORATA PERFORATED BASE

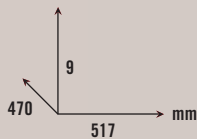
Accessorio per cestello da 60 cm.

È possibile inserire e posizionare gli accessori dedicati in totale libertà grazie ai sottili perni di metallo inseriti nella base di ciascun modulo. Nella realizzazione delle composizioni è importante tener conto dell'ingombro che occupa ogni modulo (n. fori).

60-cm basket accessory.

The specially-designed accessories can be fitted and positioned exactly as required using the thin metal pins in the base of each module.

When creating compositions it is important to calculate the space required by each module (nr. of holes).



31106501

ROVERE SOFT
SOFT OAK

BASE FORATA PERFORATED BASE

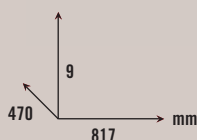

Accessorio per cestello da 90 cm.

È possibile inserire e posizionare gli accessori dedicati in totale libertà grazie ai sottili perni di metallo inseriti nella base di ciascun modulo. Nella realizzazione delle composizioni è importante tener conto dell'ingombro che occupa ogni modulo (n. fori).

60-cm basket accessory.

The specially-designed accessories can be fitted and positioned exactly as required using the thin metal pins in the base of each module.

When creating compositions it is important to calculate the space required by each module (nr. of holes).



31106502

ROVERE SOFT
SOFT OAK

“COMBILINE”

DISPONIBILE SOLO PER CASSETTI E CESTELLI
CON SISTEMA DI GUIDE E SPONDE LEGRABOX /
ONLY AVAILABLE FOR DRAWERS AND BASKETS
WITH LEGRABOX RUNNER AND SIDE SYSTEM

CODICE / CODE

FINITURE / FINISHES

ernestomeda

BASE FORATA PERFORATED BASE

Accessorio per cestello da 120 cm.

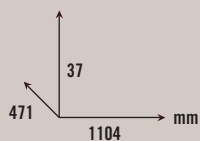

È possibile inserire e posizionare gli accessori dedicati in totale libertà grazie ai sottili perni di metallo inseriti nella base di ciascun modulo.

Nella realizzazione delle composizioni è importante tener conto dell'ingombro che occupa ogni modulo (n. fori).

120-cm basket accessory.

The specially-designed accessories can be fitted and positioned exactly as required using the thin metal pins in the base of each module.

When creating compositions it is important to calculate the space required by each module (nr. of holes).




31106503

ROVERE SOFT
SOFT OAK

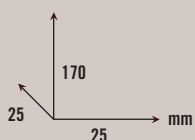
CONFEZIONE N. 4 PIOLI SET OF 4 PEGS

n. 4 pioli diametro 25 mm.

4 pegs diam. 25 mm.



*La base forata deve essere ordinata a parte.
The perforated base must be ordered separately.*



31106504

ROVERE SOFT
SOFT OAK

“COMBILINE”

DISPONIBILE SOLO PER CASSETTI E CESTELLI
CON SISTEMA DI GUIDE E SPONDE LEGRABOX /
ONLY AVAILABLE FOR DRAWERS AND BASKETS
WITH LEGRABOX RUNNER AND SIDE SYSTEM


CODICE / CODE

FINITURE / FINISHES

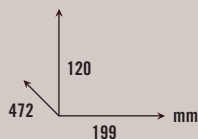
ernestomeda

SET DI 3 DIVISORI 3 PARTITION SET

Ingombro di 4 fori orizzontali e 7 fori verticali.
Se non si usa il tramezzo piccolo
è possibile montare i barattoli portapasta.
Con questi divisori non è possibile
montare il coperchio e la croce divisoria.
Space occupied by 4 horizontal
and 7 vertical holes.
If the small partition is not used,
the spaces will take pasta jars.
The cover and cross-partition
cannot be used with these partitions.



*La base forata deve essere ordinata a parte.
The perforated base must be ordered separately.*

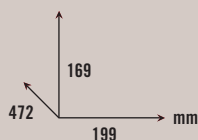


31106505

ROVERE SOFT
SOFT OAK

BARATTOLI PORTAPASTA PASTA JARS

Confezione di 3 barattoli portapasta vetroinox.
Accessorio da montare in appoggio sui divisori 311106505.
Pack of 3 glass and stainless steel pasta jars.
Accessory for placing on top of the partitions 311106505.



31106307

ACCIAIO
STEEL

"COMBILINE"

DISPONIBILE SOLO PER CASSETTI E CESTELLI
CON SISTEMA DI GUIDE E SPONDE LEGRABOX /
ONLY AVAILABLE FOR DRAWERS AND BASKETS
WITH LEGRABOX RUNNER AND SIDE SYSTEM

CODICE / CODE

FINITURE / FINISHES

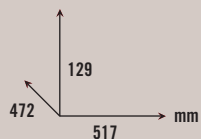
ernestomeda

DIVISORIO COPERCHI LID PARTITION

Divisorio per cestello da 60 cm
con rivestimento in feltro.
Felt-covered partition for 60 cm basket.



*La base forata deve essere ordinata a parte.
The perforated base must be ordered separately.*



31106506

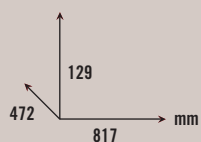
ROVERE SOFT
SOFT OAK

DIVISORIO COPERCHI LID PARTITION

Divisorio per cestello da 90 cm
con rivestimento in feltro.
Felt-covered partition for 90 cm basket.



*La base forata deve essere ordinata a parte.
The perforated base must be ordered separately.*



31106507

ROVERE SOFT
SOFT OAK

“COMBILINE”

DISPONIBILE SOLO PER CASSETTI E CESTELLI
CON SISTEMA DI GUIDE E SPONDE LEGRABOX /
ONLY AVAILABLE FOR DRAWERS AND BASKETS
WITH LEGRABOX RUNNER AND SIDE SYSTEM

CODICE / CODE

FINITURE / FINISHES

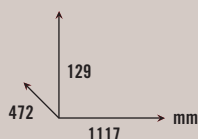
ernestomeda

DIVISORIO COPERCHI LID PARTITION

Divisorio per cestello da 120 cm
con rivestimento in feltro.
Felt-covered partition for 120 cm basket.



*La base forata deve essere ordinata a parte.
The perforated base must be ordered separately.*




31106508

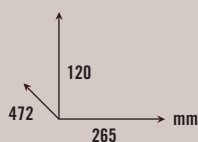
ROVERE SOFT
SOFT OAK

DIVISORIO GRANDE LARGE PARTITION FITTING

Ingombro di 5 fori orizzontali e 7 fori verticali.
Sopra questi divisori è possibile montare il coperchio e inserire la croce divisoria.
Con questi divisori non è possibile montare i barattoli portapasta.
Space occupied by 5 horizontal and 7 vertical holes.
Cover and cross-partition can be fitted on top of this fitting.
Pasta jars cannot be installed on top of these partitions.



*La base forata deve essere ordinata a parte.
The perforated base must be ordered separately.*



31106515

ROVERE SOFT
SOFT OAK

“COMBILINE”

DISPONIBILE SOLO PER CASSETTI E GESTELLI
CON SISTEMA DI GUIDE E SPONDE LEGRABOX /
ONLY AVAILABLE FOR DRAWERS AND BASKETS
WITH LEGRABOX RUNNER AND SIDE SYSTEM

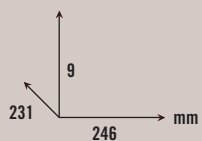
CODICE / CODE

FINITURE / FINISHES

ernestomeda

CROCE DIVISORIA CROSS PARTITION

Accessorio da inserire nel divisorio grande
(max 2 pezzi).
Accessory for installation in the large partition
fitting (max 2 pcs).

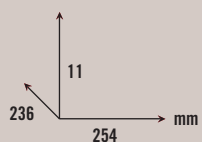


31106516

ROVERE SOFT
SOFT OAK

COPERCHIO CROCE CROSS PARTITION COVER

Accessorio da montare in appoggio
sul divisorio grande (max 2 pezzi).
Accessory for installation on top
of the large partition fitting (max. 2 pcs).



31106517

ROVERE SOFT
SOFT OAK

A close-up photograph of a wooden drawer divider. The divider is made of dark-stained wood with a prominent vertical grain. It features a central rectangular section that is slightly recessed and filled with a light-colored, smooth material, likely steel. The perspective is from an angle, showing the depth of the drawer and the way the light reflects off the wood and the steel surface.

ACCESSORI PER CASSETTI E CESTELLI / DRAWER AND BASKET ACCESSORIES

PIX
acciaio e noce *steel and walnut*

ernestomeda

A close-up photograph of dark-stained wooden drawer dividers. The dividers are arranged in a grid pattern, creating rectangular compartments. The wood grain is clearly visible, and the lighting creates soft shadows, highlighting the texture and depth of the material.

ACCESSORI PER CASSETTI E CESTELLI / DRAWER AND BASKET ACCESSORIES

PIX

acciaio e rovere *steel and oak*

ernestomeda



ernestomeda

PIX

ernestomeda

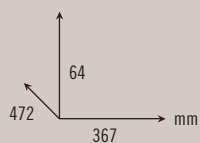



PIX

ernestomeda

PORTAPOSATE CUTLERY TRAY

Accessorio per cassetto da 45 cm.
Possibilità di attrezzare n.2 accessori di tipo 3 e n.2 accessori di tipo 4.
45-cm drawer accessory.
Can be equipped with n. 2 accessories type 3 and n.2 accessories type 4.

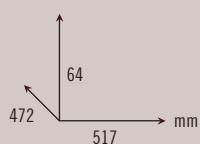



31105837

ROVERE FONDO ACCIAIO
OAK STEEL BOTTOM

PORTAPOSATE CUTLERY TRAY

Accessorio per cassetto da 60 cm.
Possibilità di attrezzare n.2 accessori di tipo 3 e n.3 accessori di tipo 4.
60-cm drawer accessory.
Can be equipped with n. 2 accessories type 3 and n.3 accessories type 4.



31105838

ROVERE FONDO ACCIAIO
OAK STEEL BOTTOM

"PIX"

ACCESSORI PER CASSETTI / DRAWER ACCESSORIES

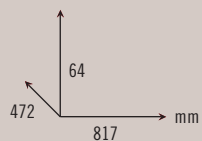

CODICE / CODE

FINITURE / FINISHES

ernestomeda

PORTAPOSATE CUTLERY TRAY

Accessorio per cassetto da 90 cm.
Possibilità di attrezzare n.2 accessori
di tipo 3 e n.6 accessori di tipo 4.
90-cm drawer accessory.
Can be equipped with n. 2 accessories
type 3 and n.6 accessories type 4.

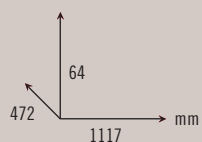



31105839

ROVERE FONDO ACCIAIO
OAK STEEL BOTTOM

PORTAPOSATE CUTLERY TRAY

Accessorio per cassetto da 120 cm.
Possibilità di attrezzare n.2 accessori
di tipo 3 e n.7 accessori di tipo 4.
120-cm drawer accessory.
Can be equipped with n. 2 accessories
type 3 and n.7 accessories type 4.

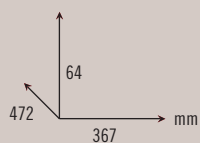
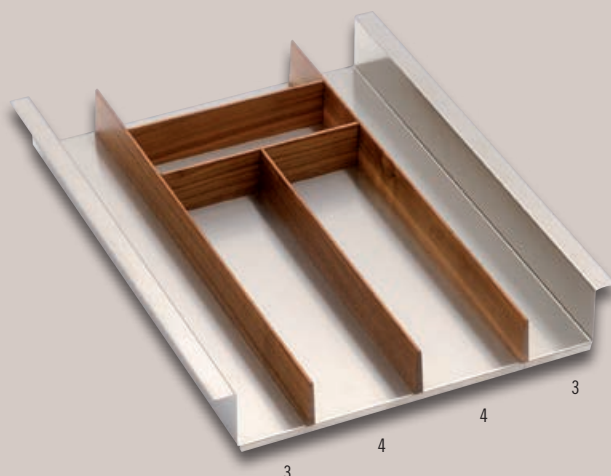


31105844

ROVERE FONDO ACCIAIO
OAK STEEL BOTTOM

PORTAPOSATE CUTLERY TRAY

Accessorio per cassetto da 45 cm.
Possibilità di attrezzare n.2 accessori
di tipo 3 e n.2 accessori di tipo 4.
45-cm drawer accessory.
Can be equipped with n.2 accessories
type 3 and n.2 accessories type 4.

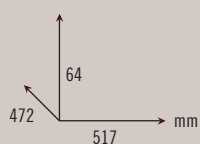



31105841

NOCE FONDO ACCIAIO
WALNUT STEEL BOTTOM

PORTAPOSATE CUTLERY TRAY

Accessorio per cassetto da 60 cm.
Possibilità di attrezzare n.2 accessori
di tipo 3 e n.3 accessori di tipo 4.
60-cm drawer accessory.
Can be equipped with n.2 accessories
type 3 and n.3 accessories type 4.

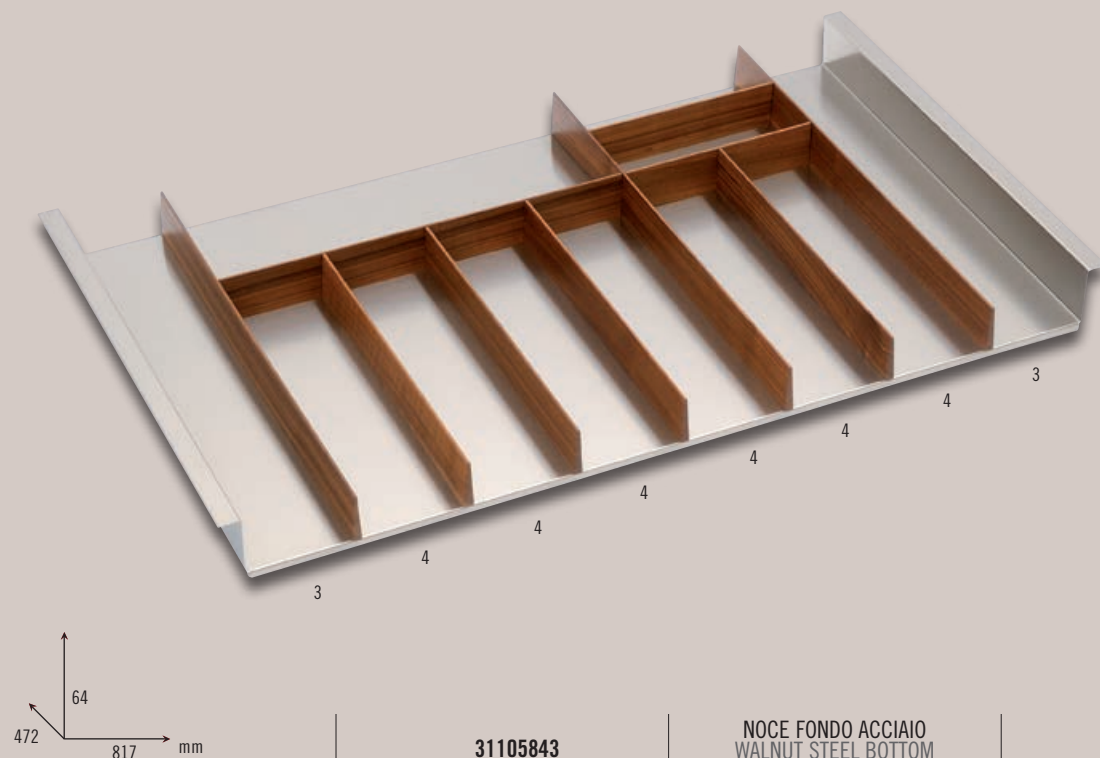


31105842

NOCE FONDO ACCIAIO
WALNUT STEEL BOTTOM


PORTAPOSATE CUTLERY TRAY

Accessorio per cassetto da 90 cm.
Possibilità di attrezzare n.2 accessori di tipo 3 e n.6 accessori di tipo 4.
90-cm drawer accessory.
Can be equipped with n.2 accessories type 3 and n.6 accessories type 4.



PORTAPOSATE CUTLERY TRAY

Accessorio per cassetto da 120 cm.
Possibilità di attrezzare n.2 accessori di tipo 3 e n.7 accessori di tipo 4.
120-cm drawer accessory.
Can be equipped with n.2 accessories type 3 and n.7 accessories type 4.



"PIX"

ACCESSORI PER CASSETTI / DRAWER ACCESSORIES

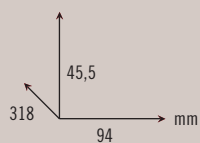
CODICE / CODE

FINITURE / FINISHES

ernestomeda

PORTAPELLICOLA KITCHEN FILM HOLDER

ACCESSORIO / ACCESSORY **4**

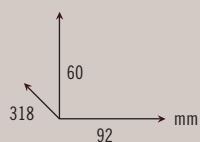


31105861

ACCIAIO
STEEL

PORTASPEZIE SPICE RACK

ACCESSORIO / ACCESSORY **4**



31105862

ACCIAIO
STEEL

"PIX"

ACCESSORI PER CASSETTI / DRAWER ACCESSORIES

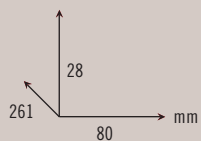
CODICE / CODE

FINITURE / FINISHES

ernestomeda

PORTACOLTELLI KNIFE TRAY

ACCESSORIO / ACCESSORY **3**

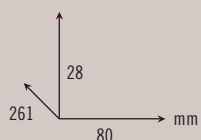


31105889

ACCIAIO E ROVERE
STEEL AND OAK

PORTACOLTELLI KNIFE TRAY

ACCESSORIO / ACCESSORY **3**

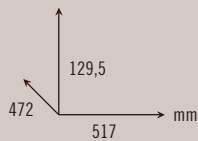



31105888

ACCIAIO E NOCE
STEEL AND WALNUT

PORTACCESSORI ACCESSORIES RACK

Accessorio per cestello da 60 cm.
Possibilità di attrezzare n.1 accessorio di tipo 1 e n.1 accessorio di tipo 2.
60-cm basket accessory.
Can be equipped with n.1 accessory type 1 and n.1 accessory type 2.

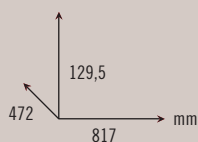
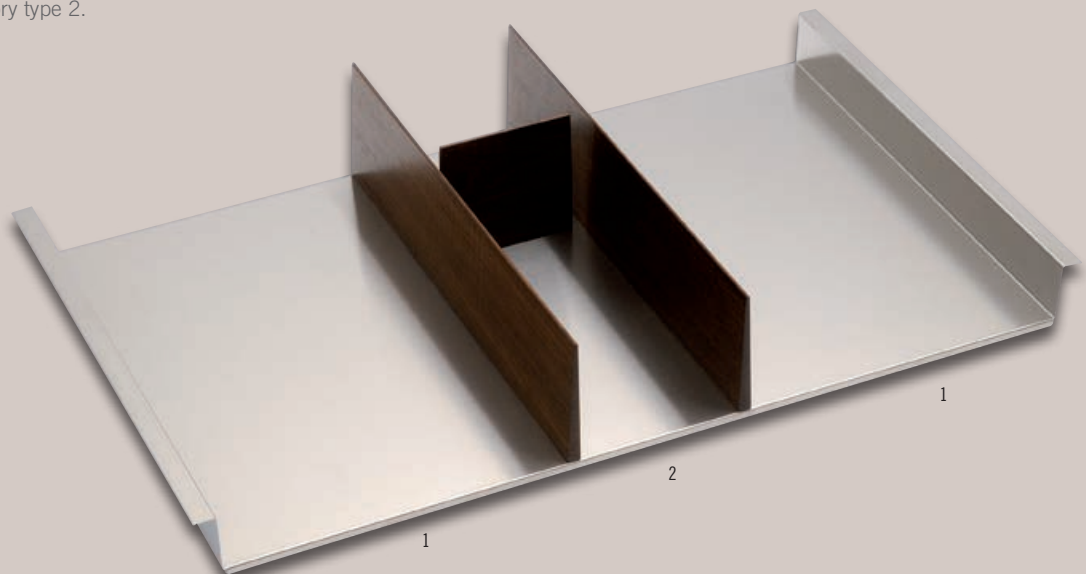


31105863

ROVERE FONDO ACCIAIO
OAK STEEL BOTTOM

PORTACCESSORI ACCESSORIES RACK

Accessorio per cestello da 90 cm.
Possibilità di attrezzare n.2 accessori di tipo 1 e n.1 accessorio di tipo 2.
90-cm basket accessory.
Can be equipped with n.2 accessories type 1 and n.1 accessory type 2.

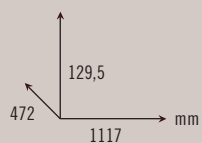



31105864

ROVERE FONDO ACCIAIO
OAK STEEL BOTTOM

PORTACCESSORI ACCESSORIES RACK

Accessorio per cestello da 120 cm.
Possibilità di attrezzare n.2 accessori di tipo 1 e n.1 accessorio di tipo 2.
120-cm basket accessory.
Can be equipped with n° 2 accessories type 1 and n.1 accessory type 2.

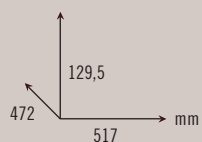



31105865

ROVERE FONDO ACCIAIO
OAK STEEL BOTTOM

PORTACCESSORI ACCESSORIES RACK

Accessorio per cestello da 60 cm.
Possibilità di attrezzare n.1 accessorio di tipo 1 e n.1 accessorio di tipo 2.
60-cm basket accessory.
Can be equipped with n.1 accessory type 1 and n.1 accessory type 2.

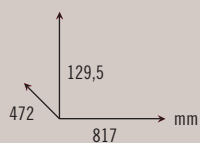



31105872

NOCE FONDO ACCIAIO
WALNUT STEEL BOTTOM

PORTACCESSORI ACCESSORIES RACK

Accessorio per cestello da 90 cm.
Possibilità di attrezzare n.2 accessori di tipo 1 e n.1 accessorio di tipo 2.
90-cm basket accessory.
Can be equipped with n.2 accessories type 1 and n.1 accessories type 2.

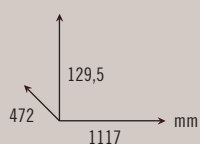



31105873

NOCE FONDO ACCIAIO
WALNUT STEEL BOTTOM

PORTACCESSORI ACCESSORIES RACK

Accessorio per cestello da 120 cm.
Possibilità di attrezzare n.2 accessori di tipo 1 e n.1 accessorio di tipo 2.
120-cm basket accessory.
Can be equipped with n.2 accessories type 1 and n.1 accessory type 2.



31105874

NOCE FONDO ACCIAIO
WALNUT STEEL BOTTOM

"PIX"

ACCESSORI PER CESTELLI / BASKET ACCESSORIES

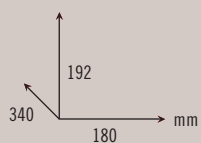
CODICE / CODE

FINITURE / FINISHES

ernestomeda

PORTAPIATTI PLATE RACK

ACCESSORIO / ACCESSORY ①

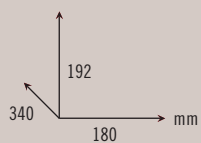


31105881

ROVERE
OAK

PORTAPIATTI PLATE RACK

ACCESSORIO / ACCESSORY ①

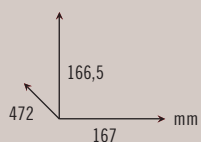


31105882

NOCE
WALNUT

PORTAPASTA PASTA RACK

ACCESSORIO / ACCESSORY ②



31105885

ACCIAIO
STEEL

ACCESSORI PER CASSETTI E CESTELLI / DRAWER AND BASKET ACCESSORIES

BLINK
acciaio e wengé *steel and wengé*

ernestomeda

ACCESSORI PER CASSETTI E CESTELLI / DRAWER AND BASKET ACCESSORIES

BLINK

wengé

ernestomeda

ACCESSORI PER CASSETTI E CESTELLI / DRAWER AND BASKET ACCESSORIES

BLINK

wengé senza fondo *wengé without bottom*

ernestomeda

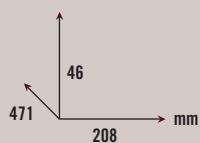


BLINK

ernestomeda

PORTAPOSATE IN WENGE' CUTLERY TRAY IN WENGE'

Accessorio per cassetto da 30 cm.
Non attrezzabile
con nessun tipo di accessorio.
30-cm drawer accessory.
Cannot be equipped
with any type of accessories.



31105786

WENGE' CON FONDO WENGE'
WENGE' WITH WENGE' BOTTOM

PORTAPOSATE IN WENGE' CUTLERY TRAY IN WENGE'

Accessorio per cassetto da 45 cm.
Possibilità di attrezzare
n.1 accessorio di tipo A.
45-cm drawer accessory.
Can be equipped
with n.1 accessory type A.

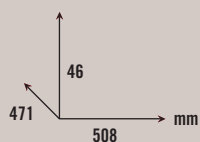


31105787

WENGE' CON FONDO WENGE'
WENGE' WITH WENGE' BOTTOM

PORTAPOSATE IN WENGE' CUTLERY TRAY IN WENGE'

Accessorio per cassetto da 60 cm.
Possibilità di attrezzare
n.2 accessori di tipo A.
60-cm drawer accessory.
Can be equipped
with n.2 accessories type A.



31105792

WENGE' CON FONDO WENGE'
WENGE' WITH WENGE' BOTTOM

"BLINK"

ACCESSORI PER CASSETTI / DRAWER ACCESSORIES

CODICE / CODE

FINITURE / FINISHES

ernestomeda

PORTAPOSATE IN WENGE' CUTLERY TRAY IN WENGE'

Accessorio per cassetto da 90 cm.
Possibilità di attrezzare n.3 accessori di tipo A.
90-cm drawer accessory.
Can be equipped with n.3 accessories type A.

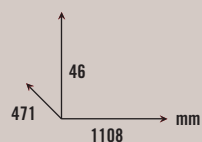


31105798

WENGE' CON FONDO WENGE'
WENGE' WITH WENGE' BOTTOM

PORTAPOSATE IN WENGE' CUTLERY TRAY IN WENGE'

Accessorio per cassetto da 120 cm.
Possibilità di attrezzare n.5 accessori di tipo A.
120-cm drawer accessory.
Can be equipped with n.5 accessories type A.

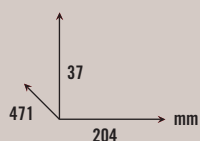


31105804

WENGE' CON FONDO WENGE'
WENGE' WITH WENGE' BOTTOM

PORTAPOSATE IN WENGE' CUTLERY TRAY IN WENGE'

Accessorio per cassetto da 30 cm.
Non attrezzabile con nessun tipo di accessorio.
30-cm drawer accessory.
Can not be equipped with accessories.

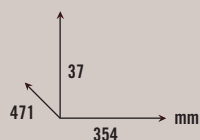



31105788

WENGE' SENZA FONDO
WENGE' WITHOUT BOTTOM

PORTAPOSATE IN WENGE' CUTLERY TRAY IN WENGE'

Accessorio per cassetto da 45 cm.
Possibilità di attrezzare n.1 accessorio di tipo A.
45-cm drawer accessory.
Can be equipped with n° 1 accessory type A.

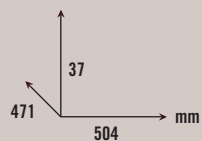



31105789

WENGE' SENZA FONDO
WENGE' WITHOUT BOTTOM

PORTAPOSATE IN WENGE' CUTLERY TRAY IN WENGE'

Accessorio per cassetto da 60 cm.
Possibilità di attrezzare n.2 accessori di tipo A.
60-cm drawer accessory.
Can be equipped with n° 2 accessories type A.

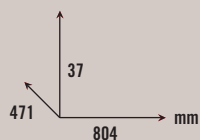



31105794

WENGE' SENZA FONDO
WENGE' WITHOUT BOTTOM

PORTAPOSATE IN WENGE' CUTLERY TRAY IN WENGE'

Accessorio per cassetto da 90 cm.
Possibilità di attrezzare n.3 accessori di tipo A.
90-cm drawer accessory.
Can be equipped with n.3 accessories type A



31105800

WENGE' SENZA FONDO
WENGE' WITHOUT BOTTOM

"BLINK"

ACCESSORI PER CASSETTI / DRAWER ACCESSORIES

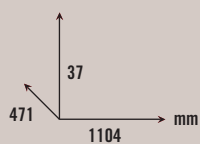

CODICE / CODE

FINITURE / FINISHES

ernestomeda

PORTAPOSATE IN WENGE' CUTLERY TRAY IN WENGE'

Accessorio per cassetto da 120 cm.
Possibilità di attrezzare n.5 accessori di tipo A.
120-cm drawer accessory.
Can be equipped with n.5 accessories type A.

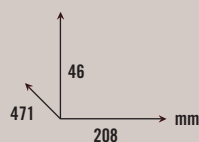


31105806

WENGE' SENZA FONDO
WENGE' WITHOUT BOTTOM

PORTAPOSATE IN WENGE' CUTLERY TRAY IN WENGE'

Accessorio per cassetto da 30 cm.
Non attrezzabile con nessun tipo di accessorio.
30-cm drawer accessory.
Can not be equipped with accessories.



31105784

WENGE' CON FONDO ACCIAIO
WENGE' WITH STEEL BOTTOM

PORTAPOSATE IN WENGE' CUTLERY TRAY IN WENGE'

Accessorio per cassetto da 45 cm.
Possibilità di attrezzare
n.1 accessorio di tipo A.
45-cm drawer accessory.
Can be equipped with
n. 1 accessory type A.

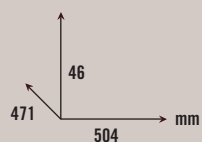



31105785

WENGE' CON FONDO ACCIAIO
WENGE' WITH STEEL BOTTOM

PORTAPOSATE IN WENGE' CUTLERY TRAY IN WENGE'

Accessorio per cassetto da 60 cm.
Possibilità di attrezzare
n.2 accessori di tipo A.
60-cm drawer accessories.
Can be equipped with
n. 2 accessories type A.



31105790

WENGE' CON FONDO ACCIAIO
WENGE' WITH STEEL BOTTOM

"BLINK"

ACCESSORI PER CASSETTI / DRAWER ACCESSORIES

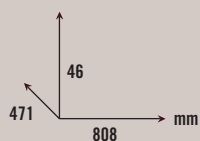
CODICE / CODE

FINITURE / FINISHES

ernestomeda

PORTAPOSATE IN WENGE' CUTLERY TRAY IN WENGE'

Accessorio per cassetto da 90 cm.
Possibilità di attrezzare n.3 accessori di tipo A.
90-cm drawer accessory.
Can be equipped with n. 3 accessories type A.

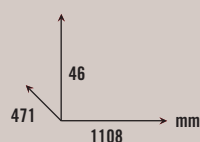


31105796

WENGE' CON FONDO ACCIAIO
WENGE' WITH STEEL BOTTOM

PORTAPOSATE IN WENGE' CUTLERY TRAY IN WENGE'

Accessorio per cassetto da 120 cm.
Possibilità di attrezzare n.5 accessori di tipo A.
120-cm drawer accessory.
Can be equipped with n.5 accessories type A.



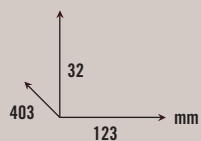
31105802

WENGE' CON FONDO ACCIAIO
WENGE' WITH STEEL BOTTOM

PORTACOLTELLI KNIFE TRAY

Accessorio da 15 cm per cassetto.
Struttura in acciaio con supporto in
polietilene con vano utile per 8 coltelli.
15-cm accessory for drawer.
Steel structure with polyethylene support
with compartment to take 8 knives.

ACCESSORIO / ACCESSORY



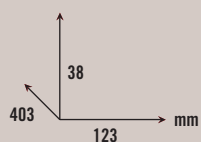
31105808

ACCIAIO
STEEL

PORTACUKI DOPPIO DOUBLE CUKI RACK

Accessorio da 15 cm per cassetto.
Struttura in acciaio con coperchio
con vano utile per 2 rotoli.
15-cm accessory for drawer.
Steel structure with lid with
compartment to take 2 rolls.

ACCESSORIO / ACCESSORY

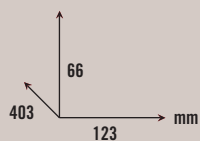



31105809

PORTAMATTARELLO ROLLING PIN HOLDER

Accessorio da 15 cm per cassetto.
Struttura in acciaio e mattarello in polietilene.
15-cm accessory for drawer.
Steel structure and polyethylene rolling pin.

ACCESSORIO / ACCESSORY **A**

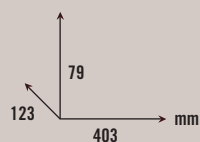


31105810

PORTABARATTOLI CON 3 BARATTOLI VETRO JAR RACK WITH 3 GLASS JAR

Accessorio da 15 cm per cassetto.
Struttura in acciaio completa di 3 barattoli in vetro e coperchi inox-sughero.
15-cm accessory for drawer.
Steel structure complete with 3 glass jars and stainless steel-cork lids.

ACCESSORIO / ACCESSORY **A**

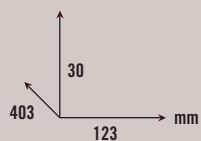



31105811

ACCIAIO
STEEL

PORTASPEZIE SPICE RACK

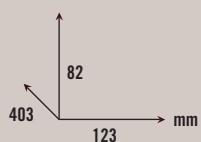
Accessorio da 15 cm per cassetto.
Struttura in acciaio a 3 ripiani inclinati.
15-cm accessory for drawer.
Steel structure with 3 slanting shelves.

ACCESSORIO / ACCESSORY **A**

31105812

PORTASPEZIE CON BOCCHETTE SPICE RACK WITH CONDIMENT BOTTLES

Accessorio da 15 cm per cassetto.
Struttura in acciaio completo di 12 boccette portaspezie.
15-cm accessory for drawer.
Steel structure with 12 spice rack bottles.

ACCESSORIO / ACCESSORY **A**

31105814

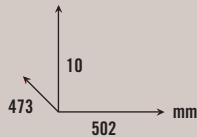

ACCIAIO
STEEL

BASE FORATA PER CESTELLI IN WENGE' PERFORATED WENGE' BASKET BOTTOM

Accessorio per cestello da 60 cm.

E' possibile inserire e posizionare gli accessori dedicati in totale libertà grazie ai sottili perni di metallo inseriti nella base di ciascun modulo. Nella realizzazione delle composizioni è importante tener conto dell'ingombro che occupa ogni modulo (n. fori).
60-cm basket accessory.

The specially designed accessories can be fitted and positioned exactly as required using the thin metal pins in the base of each module. When creating compositions it is important to calculate the space required by each module (n. of holes).



31105823

WENGE'

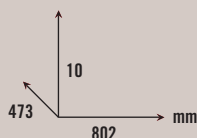

BASE FORATA PER CESTELLI IN WENGE' PERFORATED WENGE' BASKET BOTTOM

Accessorio per cestello da 90 cm.

E' possibile inserire e posizionare gli accessori dedicati in totale libertà grazie ai sottili perni di metallo inseriti nella base di ciascun modulo. Nella realizzazione delle composizioni è importante tener conto dell'ingombro che occupa ogni modulo (n. fori).
90-cm basket accessory.

90-cm basket accessory.

The specially designed accessories can be fitted and positioned exactly as required using the thin metal pins in the base of each module. When creating compositions it is important to calculate the space required by each module (n. of holes).



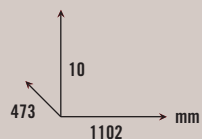

31105824

WENGE'

BASE FORATA PER CESTELLI IN WENGE' PERFORATED WENGE' BASKET BOTTOM

Accessorio per cestello da 120 cm.
E' possibile inserire e posizionare gli accessori dedicati in totale libert  grazie ai sottili perni di metallo inseriti nella base di ciascun modulo. Nella realizzazione delle composizioni   importante tener conto dell'ingombro che occupa ogni modulo (n. fori).

120-cm basket accessory.
The specially designed accessories can be fitted and positioned exactly as required using the thin metal pins in the base of each module. When creating compositions it is important to calculate the space required by each module (n. of holes).

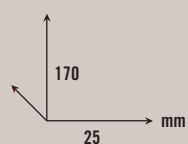



31105825

WENGE'

COPPIA PIOLI PAIR OF PEGS

2 pioli diametro 25.
Ingombro di 3 fori orizzontali e 14 verticali.
2 pegs diam. 25.
Space for 3 horizontal and 14 vertical holes.



31105826

WENGE'

"BLINK"

ACCESSORI PER CESTELLI / BASKET ACCESSORIES

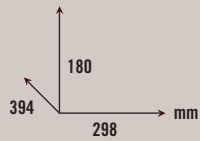
CODICE / CODE

FINITURE / FINISHES

ernestomeda

PORTAVIVANDE BOTTLE RACK DRAWER

4 pareti perimetrali
1 divisorio orizzontale
4 divisori verticali.
Ingombro
di 10 fori orizzontali
e 14 verticali.
4 perimeter walls
1 horizontal partition
4 vertical dividers.
Space for 10 horizontal
and 14 vertical holes.



31105831

WENGE'

ACCESSORI PER CASSETTI E CESTELLI / DRAWER AND BASKET ACCESSORIES

IMPACT

faggio e alluminio *beech and aluminium*

ernestomeda



IMPACT

ernestomeda

"IMPACT"

ACCESSORI PER CASSETTI / DRAWER ACCESSORIES

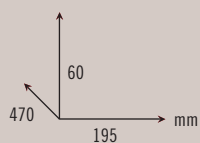

CODICE / CODE

FINITURE / FINISHES

ernestomeda

PORTAPOSATE CUTLERY TRAY

Accessorio per cassetto da 30 cm.
Fondo e divisori in faggio.
30-cm drawer accessory.
Base and partitions in beech wood.

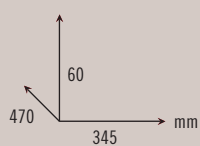


31100001

FAGGIO E ALLUMINIO
BEECH AND ALUMINIUM

PORTAPOSATE CUTLERY TRAY

Accessorio per cassetto da 45 cm.
Fondo e divisori in faggio.
45-cm drawer accessory.
Base and partitions in beech wood.

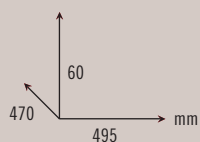



31100002

FAGGIO E ALLUMINIO
BEECH AND ALUMINIUM

PORTAPOSATE CUTLERY TRAY

Accessorio per cassetto da 60 cm.
Fondo e divisori in faggio.
60-cm drawer accessory.
Base and partitions in beech wood.



31100003

FAGGIO E ALLUMINIO
BEECH AND ALUMINIUM

“IMPACT”

ACCESSORI PER CASSETTI / DRAWER ACCESSORIES

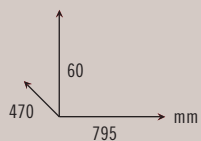

CODICE / CODE

FINITURE / FINISHES

ernestomeda

PORTACOLTELLI+PORTAPOSATE KNIFE TRAY+CUTLERY TRAY

Accessorio per cassetto da 90 cm.
Fondo e divisori in faggio.
90-cm drawer accessory.
Base and partitions in beech wood.

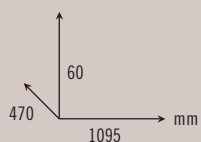



31100004

FAGGIO E ALLUMINIO
BEECH AND ALUMINIUM

PORTACOLTELLI+PORTAPOSATE KNIFE TRAY+CUTLERY TRAY

Accessorio per cassetto da 120 cm.
Fondo e divisori in faggio.
120-cm drawer accessory.
Base and partitions in beech wood.



31105604

FAGGIO E ALLUMINIO
BEECH AND ALUMINIUM

ACCESSORI PER CASSETTI E CESTELLI / DRAWER AND BASKET ACCESSORIES

FUTURA

acciaio / alluminio *steel / aluminium*

ernestomeda

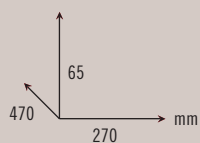


FUTURA

ernestomeda

PORTAPOSATE CUTLERY TRAY

Accessorio per cassetto da 45 cm.
6 vaschette acciaio
1 telaio
45-cm drawer accessory.
6 Steel basins
1 frame

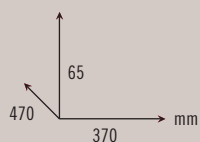


31100062

ACCIAIO
STEEL

PORTAPOSATE CUTLERY TRAY

Accessorio per cassetto da 60 cm.
6 vaschette acciaio
1 telaio
2 scomparti
60-cm drawer accessory.
6 Steel basins
1 frame
2 compartments

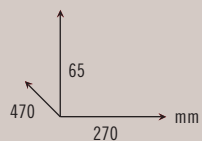



31100063

ACCIAIO
STEEL

PORTAPOSATE CUTLERY TRAY

Accessorio per cassetto da 60 cm.
1 telaio
4 scomparti
60-cm drawer accessory.
1 frame
4 compartments

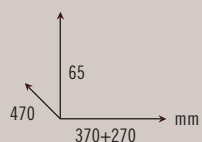


31100064

ACCIAIO
STEEL

PORTAPOSATE CUTLERY TRAY

Accessorio per cassetto da 90 cm.
6+6 vaschette acciaio
2 telai
2 scomparti
90-cm drawer accessory.
6+6 steel basins
2 frames
2 compartments



31105080

ACCIAIO
STEEL

“FUTURA”

ACCESSORI PER CESTELLI / BASKET ACCESSORIES

CODICE / CODE

FINITURE / FINISHES

ernestomeda


BOX SIDE SINGOLO PER CESTELLO

in lamiera forata

BOX SIDE FOR BASKET

perforated sheet

Accessorio per cestello da 50 cm.
50-cm basket accessory.



31100096

ALLUMINIO
ALUMINIUM


BOX SIDE DOPPIO PER CESTELLO

in lamiera forata a doppia parete

DOUBLE BOX SIDE FOR BASKET

double perforated sheet partition

Accessorio per cestello da 50 cm.
50-cm basket accessory.



31105457

ALLUMINIO
ALUMINIUM

“FUTURA”

ACCESSORI PER CESTELLI / BASKET ACCESSORIES

CODICE / CODE

FINITURE / FINISHES

ernestomeda

BOX SIDE DOPPIO PER CESTELLO

in lamiera forata a doppia parete

DOUBLE BOX SIDE FOR BASKET

double perforated sheet partition

Accessorio per cestello da 50 cm.
50-cm basket accessory.




31105699

ACCIAIO CROMATO
CHROME-STEEL

DIVISORIO PER CESTELLO STANDARD

PARTITION FOR STANDARD BASKET

Accessorio per cestello da 45 cm.
45-cm basket accessory.



31100069

ALLUMINIO
ALUMINIUM

“FUTURA”

ACCESSORI PER CESTELLI / BASKET ACCESSORIES

CODICE / CODE

FINITURE / FINISHES

ernestomeda

DIVISORIO PER CESTELLO STANDARD PARTITION FOR STANDARD BASKET

Accessorio per cestello da 60 cm.
60-cm basket accessory.



31100071

ALLUMINIO
ALUMINIUM

DIVISORIO PER CESTELLO STANDARD PARTITION FOR STANDARD BASKET

Accessorio per cestello da 90 cm.
90-cm basket accessory.



31100073

ALLUMINIO
ALUMINIUM

“FUTURA”

ACCESSORI PER CESTELLI / BASKET ACCESSORIES

CODICE / CODE

FINITURE / FINISHES

ernestomeda

DIVISORIO PER CESTELLO STANDARD PARTITION FOR STANDARD BASKET

Accessorio per cestello da 120 cm.
120-cm basket accessory.



31100075

ALLUMINIO
ALUMINIUM

PORTAPIATTI PER CESTONE ESTRAIBILE DISH RACK FOR PULL-OUT BASKET

In materiale plastico ed acciaio.
Può contenere piatti di diametro cm 18-32.
Constructed in plastic material and steel.
Can hold plates of 18 to 32 cm in diameter.



31100035

ACCESSORI PER CASSETTI / DRAWER ACCESSORIES

PLANNER

materiale plastico *plastic material*

ernestomeda



PLANNER

ernestomeda

PORTAPOSATE CUTLERY TRAY

Accessorio per cassetto da 30.

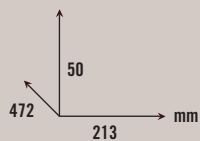
Separatori orizzontali fissi.

Non attrezzabile con nessun tipo di accessorio.

30 cm drawer accessory.

Fixed horizontal partitions.

Cannot be equipped with any type of accessories.



31106225

PLASTICA BIANCA
WHITE PLASTIC

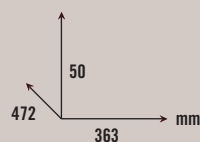
PORTAPOSATE CUTLERY TRAY

Portaposate per cassetto da 45 cm con n. 7 divisori mobili.

Possibilità di attrezzare con n. 1 accessorio tipo 1.

45 cm drawer accessory with 7 movable partitions.

Can be equipped with 1 type 1 accessory.



31106226

PLASTICA BIANCA
WHITE PLASTIC

"PLANNER"

ACCESSORI PER CASSETTI / DRAWER ACCESSORIES

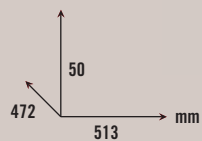
CODICE / CODE

FINITURE / FINISHES

ernestomeda

PORTAPOSATE CUTLERY TRAY

Accessorio per cassetto da 60 cm con n. 7 divisori mobili.
Possibilità di attrezzare n.1 accessorio tipo 1.
60 cm drawer accessory with 7 movable partitions.
Can be equipped with 1 type 1 accessory.




31106227

PLASTICA BIANCA
WHITE PLASTIC

PORTAPOSATE CUTLERY TRAY

Accessorio per cassetto da 90 cm con n. 14 divisori mobili.
Possibilità di attrezzare n.2 accessori di tipo 1.
90 cm drawer accessories with 14 movable partitions.
Can be equipped with 2 type 1 accessories.



31106228

PLASTICA BIANCA
WHITE PLASTIC

"PLANNER"

ACCESSORI PER CASSETTI / DRAWER ACCESSORIES

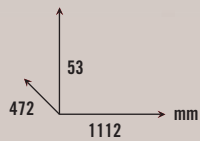

CODICE / CODE

FINITURE / FINISHES

ernestomeda

PORTAPOSATE CUTLERY TRAY

Accessorio per cassetto da 120 cm con n. 18 divisori mobili.
Possibilità di attrezzare n.2 accessori di tipo 1.
120 cm drawer accessory with 18 movable partitions.
Can be equipped with 2 type 1 accessories.

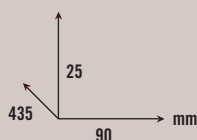


31106229

PLASTICA BIANCA
WHITE PLASTIC

PORTACOLTELLI KNIFE TRAY

Accessorio tipo 1.
Type 1 accessory.



31106230

ROVERE
OAK

“PLANNER”

ACCESSORI PER CASSETTI / DRAWER ACCESSORIES

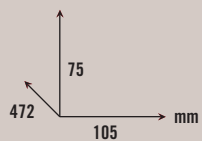
CODICE / CODE

FINITURE / FINISHES

ernestomeda

COMPENSATORE VASETTI SPICE JAR INFILL STRIP

Si utilizza solo come compensatore.
For use as infill strip only.



31106231

ACCIAIO
STEEL

SISTEMA DI GUIDE E SPONDE
RUNNER AND SIDE SYSTEM

LEGRABOX

TANDEMBOX_ACCIAIO / *STEEL*

TANDEMBOX_ALLUMINIO / *ALUMINIUM*





ACCESSORI PER CASSETTI E CESTELLI / DRAWER AND BASKET ACCESSORIES

sistema di guide e sponde runner and side system

ernestomeda

sistema di guide e sponde / runner and side system

ACCESSORI PER CASSETTI E GESTELLI / DRAWER AND BASKET ACCESSORIES

ernestomeda

LEGRABOX

Sponde laterali e retro in lamiera verniciata color antracite.
Sistema compatibile solo con accessori Combiline e Blink. Per questi ultimi è necessario un adattatore in dotazione.
Sides and back in anthracite colour painted sheet metal.
System only compatible with Combiline and Blink accessories.
An adaptor (supplied) must be used with the Blink range.



TANDEMBOX

Sponde laterali in acciaio inox e retro in metallo verniciato simil cromo.
Ringhierina verniciata finitura nikelata.
Sides in stainless steel and back in chrome-look painted metal.
Nickel-look painted rail.



sistema di guide e sponde / runner and side system

ACCESSORI PER CASSETTI E CESTELLI / DRAWER AND BASKET ACCESSORIES

ernestomeda

TANDEMBOX

Sponde laterali in alluminio anodizzato, finitura O chimico e retro in metallo verniciato grigio.

Ringhierina finitura alluminio.

Sides in "zero chemical" finish anodised aluminium and back in grey painted metal.
Aluminium-finish rail.



BASI / BASE UNITS

LE MANS

MAGIC CORNER

SLIDING CORNER

ARMADI / CUPBOARDS

LE MANS

RIPIANI CROMO / *CHROMED SHELVES*



ACCESSORI / ACCESSORIES

angoli attrezzati equipped corner units

ernestomeda

BASI / BASE UNITS

LE MANS

Sistema per angolari con ripiano "Arena classic" in metallo cromato e fondo in melaminico grigio antiscivolo. Estrazione completa dei ripiani girevoli. Portata 20 kg per ripiano.
Corner unit system with "Arena classic" shelf in chromed metal with anti-slip grey melamine base panel. Revolving shelves have full extraction. Capacity 20 kg per shelf.



MAGIC CORNER

Sistema per angolari con ripiano "Arena classic" in metallo cromato e fondo in melaminico grigio antiscivolo. Ripiani estraibili e girevoli. Con ammortizzatore.
Portata ripiani interni: 9kg per ripiano. Portata ripiani esterni: 7kg per ripiano.
Corner unit system with "Arena classic" shelf in chromed metal with anti-slip grey melamine base panel. Extracting revolving shelves. With cushioning system. Internal shelf capacity: 9 kg per shelf. External shelf capacity: 7kg per shelf.



SLIDING CORNER

Sistema per angolari
con con 4 cestelli in acciaio cromato.
Meccanismo estraibile e girevole.
La portata utile è di 10 kg per ogni cestello.
Corner unit system
with 4 chromed steel baskets.
Extracting and revolving mechanism.
The load capacity is 10 kg per basket.



ARMADI / CUPBOARDS

LE MANS

Sistema per angolari con ripiano
"Arena classic" in metallo cromato
e fondo in melaminico grigio antiscivolo.
Estrazione completa dei ripiani girevoli.
Portata 20 kg per ripiano.
Corner unit system with "Arena classic"
shelf in chromed metal with anti-slip
grey melamine base panel.
Revolving shelves have full extraction.
Capacity 20 kg per shelf.

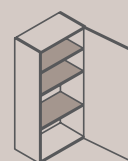


RIPIANI CROMO CHROMED SHELVES

Ripiani in acciaio cromato.
Capienti e resistenti
per colonne angolari.
Chromed steel shelves
Strong and roomy,
for corner tall units.



RIPIANI
SHELVES



MIX


VITRE

VETRO / *GLASS*

CROMO / *CHROMED*

DOUBLE

MELAMINICO / *MELAMINE*



ACCESSORI / ACCESSORIES

ripiani shelves

MIX

Ripiano vetro temperato grigio trasparente spessore 6 mm con telaio in alluminio finitura argento.
Clear grey tempered glass shelf 6 mm thick with silver-finish aluminium frame.



VITRE

Ripiano vetro temperato trasparente spessore 4 mm con telaio in alluminio finitura acciaio.
Clear tempered glass shelf 4 mm thick with steel-finish aluminium frame.



ripiani / shelves

ACCESSORI / ACCESSORIES

ernestomeda

VETRO GLASS

Ripiano in vetro temperato trasparente
spessore 6 mm.
Clear tempered glass shelf 6 mm thick.



CROMO CHROMED

Ripiano realizzato in filo metallico cromato.
Chromed metal wire shelf.



DOUBLE

Ripiano in melaminico sp. 18 mm con rinforzo in alluminio spessore 30 mm finitura acciaio. Il ripiano melaminico è disponibile nella stessa finitura della cassa - senape - grigio pallido - Opticall 3D. Melamine shelf 18 mm thick with steel-finish aluminium stiffener 30 mm thick.

The melamine shelf is available in the same finish as the carcass: mustard - pale grey - Opticall 3D.



MELAMINICO MELAMINE

Ripiano in melaminico spessore 18 mm con bordi ABS. Disponibile nella stessa finitura della cassa - senape - grigio pallido - Opticall 3D. Melamine shelf 18 mm thick with ABS edgings. Available in the same finish as the carcass: mustard - pale grey - Opticall 3D.



ORGANIZER_SISTEMA RETROBASE
ORGANIZER_BASE UNIT REAR TIDY SYSTEM





ACCESSORI / ACCESSORIES

ORGANIZER

sistema retrobase

base unit rear tidy system

ernestomeda

“ORGANIZER”

ACCESSORI / ACCESSORIES

CODICE / CODE

ernestomeda

MENSOLA CON BARRA ELETRIFICATA IN ROVERE DARK E ACCIAIO PORTAPRESE DARK OAK AND STEEL SHELF WITH SOCKET STRIP

Da abbinare al contenitore
con tettino e foro passaggio cavi.
For use with the container
with lid and wiring hole



*Nella foto sono illustrati gli adattatori
international e USB ordinabili a parte.
The photo shows the international and USB
adapters available for order separately.*

← 473 → mm

MENSOLA / SHELF 75071815
PORTAPRESA USB / USB SOCKET ADAPTER 31106271
PORTAPRESA INTERNAZIONALE / INTERNATIONAL SOCKET ADAPTER 31106270



*Nella foto sono illustrati
gli adattatori Shuko e Italia.
The photo shows the Schuko
and Italian adapters.*

75071812

MENSOLA / SHELF 75071815
PORTAPRESA ITALIA / ITALIAN SOCKET ADAPTER 31106268
PORTAPRESA SHUKO / SCHUKO SOCKET ADAPTER 31106269

“ORGANIZER”

ACCESSORI / ACCESSORIES

CODICE / CODE

ernestomeda

ACCESSORIO PORTATAGLIERI IN ACCIAIO STEEL CHOPPING BOARD RACK

Con 4 taglieri in “Teflon”.
With 4 “Teflon” chopping boards.



← 387 → mm

7507181

ACCESSORIO PORTABARATTOLI ROVERE DARK DARK OAK JAR HOLDER

Con barattoli in acciaio.
With steel jars.



← 387 → mm

75071817

“ORGANIZER”

ACCESSORI / ACCESSORIES

CODICE / CODE

ernestomeda

MENSOLA ROVERE DARK E ACCIAIO CON PRESA SHUKO DARK OAK AND STEEL SHELF WITH “SCHUKO” SOCKET

Kit due prese con cornice cromata.
Set of two sockets with chromed surround.



← 387 → mm

MENSOLA / SHELF 75071810
PRESE / SOCKETS 31100640

MENSOLA CON ROVERE DARK E ACCIAIO SHELF WITH DARK OAK AND STEEL



← 387 → mm

75071812

“ORGANIZER”

ACCESSORI / ACCESSORIES

CODICE / CODE

ernestomeda

ACCESSORIO PORTACOLTELLI KNIFE RACK ACCESSORY

In rovere dark e acciaio.
In dark oak and steel.



← 387 → mm

75071809

ACCESSORIO PORTAROTOLO KITCHEN ROLL HOLDER ACCESSORY

In rovere dark e acciaio.
In dark oak and steel.



← 342 → mm

75071813

“ORGANIZER”

ACCESSORI / ACCESSORIES

CODICE / CODE

ernestomeda

ACCESSORIO PORTAVASCHE BASIN HOLDER ACCESSORY

In rovere dark con vasche
in acciaio.
In dark oak with steel basins.



← 387 → mm

75071814

ACCESSORIO PORTASPEZIE SPICE RACK ACCESSORY

In rovere dark e acciaio
con 4 barattoli portaspezie
da 6 cm in acciaio.
In dark oak and steel
with 4 steel 6 cm spice jars.



← 342 → mm

75071816